



CCM

2026
EUROPE

MISSION

TO INSPIRE DREAMS
AND EMPOWER EVERY PLAYER
TO FULFILL THEIR PASSION
WHILE ENJOYING THEIR GAME

VISION

TO BE THE LEADING BRAND ON AND OFF THE ICE, BY DELIVERING
INNOVATIVE PRODUCTS AND OUTSTANDING EXPERIENCE TO OUR
ATHLETES AND PARTNERS EVERYWHERE, ALL WHILE PUTTING
OUR EMPLOYEES AND COMMUNITIES AT THE FOREFRONT.

CCM





HEAD OFFICE LOCATIONS

CCM HOCKEY

8275 TRANS-CANADA HIGHWAY,
BUREAU B110
MONTRÉAL, QUÉBEC
H4S 0B6, CANADA
TEL.: (800) 636-5895
FAX: (800) 636-5751

CCM HOCKEY AB

GÅRDSVÄGEN 13
SE 16970 SOLNA
SWEDEN
TEL.: + 46 (0) 8 522 352 00
FAX: + 46 (0) 8 522 352 10

WEBSITE

CCMHOCKEY.COM

TO START YOUR B2B ONLINE SHOPPING, GO TO

WWW.GO2CCMHOCKEY.COM AND CLICK ON "REQUEST LOGIN".

FIND US ON SOCIAL MEDIA



CCMHOCKEY



@CCMHOCKEY



CCMHOCKEY



@CCM.HOCKEY



CCMHOCKEY

© 2025 SPORT MASKA INC. ALL RIGHTS RESERVED. MAY NOT BE REPRODUCED WITHOUT THE PRIOR WRITTEN CONSENT OF SPORTS MASKA INC.

CCM, TACKS, TACKABERRY, RIBCOR, TRIGGER, JETSPED, FTW, AXIS, EFLEX, STEP, STEPSTEEL, VSTEEL, BLACKSTEEL, JACKSON, SOFTEC, JOFA, KOHO, REVOLUTION, TITAN, CANADIEN, HEATON AND RELATED LOGOS ARE CERTAIN TRADEMARKS OF SPORT MASKA INC.

NHL AND THE NHL SHIELD ARE TRADEMARKS OF THE NATIONAL HOCKEY LEAGUE. ALL NHL LOGOS AND MARKS AND TEAM LOGOS AND MARKS DEPICTED HEREIN ARE THE PROPERTY OF THE NHL AND THE RESPECTIVE TEAMS AND MAY NOT BE REPRODUCED WITHOUT THE PRIOR WRITTEN CONSENT OF NHL ENTERPRISES.

†: THIS CATALOG MAY REFER TO THE FOLLOWING TRADEMARKS WHICH ARE OWNED BY THE COMPANIES WHOSE NAMES APPEAR AFTER THE TRADEMARK: AHL - AMERICAN HOCKEY LEAGUE; CHL - CANADIAN HOCKEY LEAGUE; ECHL - ECHL INC.; D3O - DESIGN BLUE LTD; SIGMATEX - SIGMATEX (UK) LIMITED; POLYGIENE - POLYGIENE AB; FLUID INSIDE - MIPS AB; ORTHOLITE - ORTHOLITE; HELICOID - HELICOID INDUSTRIES INC.; ORTHOMOVE - ADOMUS GMBH.

WARNING : HOCKEY IS A DANGEROUS COLLISION SPORT. WE RECOMMEND THAT PROTECTIVE EQUIPMENT AND A CERTIFIED HELMET BE WORN AT ALL TIMES.

SPORT MASKA INC. RESERVES THE RIGHT TO CHANGE ALL PRODUCT SPECIFICATIONS AND/OR CUSTOM PROGRAMS. WHILE THE INFORMATION SHOWN IN THIS PUBLICATION WAS CORRECT AT THE TIME OF PRINTING, WE RESERVE THE RIGHT TO DISCONTINUE THE SALE OF PRODUCT OR CHANGE SPECIFICATIONS OR DESIGNS WITHOUT NOTICE OR OBLIGATION.





TABLE OF CONTENTS

WOMEN

CCM JETSPEED FTW	16 - 35
------------------------	---------

PLAYER

SKATES	36 - 52
SKATES ACCESSORIES	54 - 55
ROLLER SKATES	56 - 57
SKATES ARCHITECTURE	58 - 59

STICKS.....	62 - 71
NAMEBAR PRINTER.....	72
STICK CURVES.....	73
STICKS ARCHITECTURE	74 - 75

PROTECTIVE	76 - 119
PROTECTIVE SIZING CHART.....	120 - 121
PROTECTIVE ARCHITECTURE	122 - 127

REFEREE.....	128 - 129
BANDY	130 - 133

GOALIE

2026 GEAR	136 - 140
EFLEX 7 GEAR	142 - 144
CUSTOM GEAR	146
PHENOM JUNIOR	148 - 149
PHENOM YOUTH	150 - 151
GOALIE GEAR ACCESSORIES	145
GOALIE SIZING CHART	152 - 153

MASKS.....	154 - 157
MASKS ACCESSORIES.....	158 - 159

GOALIE SKATES.....	160 - 162
GOALIE SKATES ACCESSORIES.....	163

GOALIE STICKS.....	164 - 166
GOALIE STICK CURVES.....	166

GOALIE PROTECTIVE.....	168 - 173
------------------------	-----------

GOALIE ACCESSORIES.....	174 - 177
-------------------------	-----------

GOALIE ARCHITECTURE.....	178 - 179
--------------------------	-----------

GAMEWEAR & APPAREL

GAMEWEAR	180 - 183
----------------	-----------

APPAREL.....	186 - 199
--------------	-----------

APPAREL SIZING CHART	184
----------------------------	-----

BASE LAYERS.....	202 - 209
------------------	-----------

BAGS & ACCESSORIES

BAGS.....	210 - 215
-----------	-----------

ACCESSORIES	216 - 224
-------------------	-----------

2026 SKATES



SR/INT

JR

NEW SK2026
2026 ELITE
PAGE 40



SR/INT

YT

NEW SKXR
TACKS XR
PAGE 41 (SR/INT) & 46 (YT)



SR/INT

JR

YT

NEW SKXR90
TACKS XR90
PAGE 41 (SR/INT), 43 (JR) & 46 (YT)



SR/INT

JR

NEW SKXR80
TACKS XR80
PAGE 42



SR/INT

JR

NEW SKXR70
TACKS XR70
PAGE 42 (SR/INT) & 43 (YJR)



SR/INT

JR

SKFT8P
JETSPEED FT8 PRO
PAGE 48 (SR/INT), 44 (JR) & 47 (YT)



YT



SR/INT

SKFT8
JETSPEED FT8
PAGE 48



SR/INT

JR

SK890
JETSPEED FT890
PAGE 349 (SR/INT), 44 (JR) & 47 (YT)



YT



SR/INT

SK880
JETSPEED FT880
PAGE 49



SR/INT

SK870
JETSPEED FT870
PAGE 50 (SR/INT) & 45 (JR)



JR



SR/INT

SK860
JETSPEED FT860
PAGE 50 (SR/INT) & 45 (JR)



JR



SR/INT

SKNEXT24
CCM NEXT
PAGE 52



YT

2026 STICKS

JETSPEED



TACKS



RIBCOR



2026 HELMETS



HTXCU
**SUPER TACKS X
TOTAL CUSTOM**
PAGE 76 - 77



NEW
HTXPRO
TACKS X PRO
PAGE 77



HT920 / HT920C
TACKS 920
PAGE 78



HT720 / HT720C
TACKS 720
PAGE 78



NEW
HT310V26/HT310V26C
TACKS 310
PAGE 79



HTFTW
FTW
PAGE 80 - 81



HT210 / HT210C
TACKS 210
PAGE 82



HT70 / HT70C
TACKS 70
PAGE 82



HT70C - COMBO ONLY
TACKS 70 - JR / YT
PAGE 82



HTMSPRTEU
MULTI PLAY
PAGE 83



HT715LS
JOFA 715LS
PAGE 83



FMHVR
HVR HYBRID VISOR
PAGE 86



FMFV1
FV1 FULL FACE
PAGE 86



VRPRO
**VRPRO STRAIGHT
SHORT VISOR**
PAGE 86



VR11 / VR11PRO
**VR11 + VR11 PRO
SHORT VISOR**
PAGE 86



NEW
FMPRO
PRO FACEMASK
PAGE 87



FM580
580 FACEMASK
PAGE 87



FM70
70 FACEMASK
PAGE 87

2026 PROTECTIVE



NEW HGXRGHOST
TACKS XR GHOST
PAGE 88 - 89



NEW HGXRPRO
TACKS XR PRO
PAGE 89



NEW HGXR
TACKS XR
PAGE 90



NEW HGXR80
TACKS XR80
PAGE 90



HG4RP3
TACKS 4R PRO³
PAGE 93



HGFT8PRO
JETSPEED FT8 PRO
PAGE 92



HGFT8
JETSPEED FT8
PAGE 92



HGFT880
JETSPEED FT880
PAGE 92



NEW HGNEXT26
CCM NEXT
PAGE 94



NEW HPTKSPRO
TACKS PRO
PAGE 98 - 99



NEW HPTKS+
TACKS+
PAGE 99



NEW HPTKS
TACKS
PAGE 99



HPASVPROVP
TACKS PRO VP
PAGE 102



HPJSPROVP
JETSPEED PRO VP
PAGE 100



HPJTSPRO
JETSPEED PRO
PAGE 100



HPJTS+
JETSPEED+
PAGE 100



HPJTS
JETSPEED
PAGE 100



NEW HPNEXT26
CCM NEXT
PAGE 103



PGJS
JETSPEED GIRDLE
PAGE 102



PPJS
JETSPEED GIRDLE SHELL
PAGE 102



PP25 / PP25G
PANT SHELL
PAGE 102

2026 PROTECTIVE



NEW SPXRPRO
TACKS XR PRO
PAGE 105



NEW EPXRPRO
TACKS XR PRO
PAGE 107



NEW SGXRPRO
TACKS XR PRO
PAGE 106



NEW SPXR
TACKS XR
PAGE 105



NEW EPXR
TACKS XR
PAGE 107



NEW SGXR
TACKS XR
PAGE 106



NEW SPXR80
TACKS XR80
PAGE 105



NEW EPXR80
TACKS XR80
PAGE 107



NEW SGXR80
TACKS XR80
PAGE 106

2026 PROTECTIVE



SPFT8PRO
JETSPEED FT8 PRO
PAGE 110



EPFT8PRO
JETSPEED FT8 PRO
PAGE 112



SGFT8PRO
JETSPEED FT8 PRO
PAGE 111



SPFT8
JETSPEED FT8
PAGE 110



EPFT8
JETSPEED FT8
PAGE 112



SGFT8
JETSPEED FT8
PAGE 111



SPFT880
JETSPEED FT880
PAGE 110



EPFT880
JETSPEED FT880
PAGE 112



SGFT880
JETSPEED FT880
PAGE 111



NEW
SPNEXT26
CCM NEXT
PAGE 114



NEW
EPNEXT26
CCM NEXT
PAGE 114



NEW
SGNEXT26
CCM NEXT
PAGE 114

2026 WOMEN



SR/INT

SKFTW25
JETSPEED FTW
PAGE 16-17



HTFTW
FTW
PAGE 80 - 81

NEW
HSFTWP26
JETSPEED FTW PRO
PAGE 20

NEW
HSFTW26
JETSPEED FTW
PAGE 20



SR

SPFTW24
JETSPEED FTW
PAGE 22 (WM) 23 (JR)



SR

SGFTW24
JETSPEED FTW
PAGE 22 (WM) 23 (JR)



SR

EPFTW24
JETSPEED FTW
PAGE 22 (WM) 23 (JR)



SR

HPFTWVP
JETSPEED FTW VP
PAGE 21



HGFTW24
JETSPEED FTW
PAGE 20



2026

YOUTH



NEW SPFTWPRO26
JETSPEED FTW PRO
PAGE 119



NEW SGFTWPRO26
JETSPEED FTW PRO
PAGE 119



NEW EPFTWPRO26
JETSPEED FTW PRO
PAGE 119



NEW SPXRPRO
TACKS PRO YOUTH
PAGE 108



NEW EPXRPRO
TACKS PRO YOUTH
PAGE 108



NEW SGXRPRO
TACKS PRO YOUTH
PAGE 108



NEW HPTKSPRO
TACKS PRO YOUTH
PAGE 108



NEW HGXRPRO
TACKS PRO YOUTH
PAGE 108



NEW SPNEXT23
CCM NEXT YOUTH
PAGE 115



NEW EPNEXT23
CCM NEXT YOUTH
PAGE 115



NEW SGNEXT23
CCM NEXT YOUTH
PAGE 115



NEW HPNEXT23
CCM NEXT YOUTH
PAGE 103



NEW HGNEXT23
CCM NEXT YOUTH
PAGE 94



NEW SKXR
TACKS XR
PAGE 46



NEW SKXR90
TACKS XR90
PAGE 46



SKFT8P
TACKS FT8 PRO
PAGE 47



SK890
TACKS FT890
PAGE 47



SKNEXT24
CCM NEXT - YT
PAGE 52

2026 GOALIE GEAR



NEW
GP2026PRO
2026 PRO
PAGE 136



NEW
GP2026
2026
PAGE 136



GPEFX7
EFLEX 7
PAGE 140



GPE7.9
EFLEX 7.9
PAGE 140



GPE7.5
EFLEX 7.5
PAGE 140



NEW
GM2026PRO
2026 PRO
PAGE 137



NEW
GM2026
2026
PAGE 137



GMEFX7
EFLEX 7
PAGE 141



GME7.9
EFLEX 7.9
PAGE 141



GME7.5
EFLEX 7.5
PAGE 141



NEW
GB2026PRO
2026 PRO
PAGE 138



NEW
G2026
2026
PAGE 138



GBFX7
EFLEX 7
PAGE 142



GBE7.9
EFLEX 7.9
PAGE 142



GBE7.5
EFLEX 7.5
PAGE 142



NEW
SKGXR
TACKS XR PRO
PAGE 159



NEW
SKGXR90
TACKS XR 90
PAGE 159



NEW
SKGXR70
TACKS XR 70
PAGE 160

2026

GOALIE



HSG26PC / HSG26PP **2026 PRO** PAGE 163

HSG26C / HSG26P **2026** PAGE 163

HSG2670 **2026 70** PAGE 164

HSGPHNM26 **JR - PHENOM** PAGE 164

HSGPHNM26 **YT - PHENOM** PAGE 164



GFAXF
AXIS XF
PAGE 154



GFAF9
AXIS F9
PAGE 154



GFAF5
AXIS F5
PAGE 155



ABEFX7 / ABEFX7CC
EFLEX 7
PAGE 167



ABEFX7.9
EFLEX 7.9
PAGE 167



ABPROSPEC
PRO SPEC
PAGE 168



HPGXF
CCM XF
PAGE 171



HPGF9
CCM F9
PAGE 171



HPGF5
CCM F5
PAGE 171



NEW
HPG26
PRO SPEC
PAGE 169

2026

GOALIE - JUNIOR



GPPHM
**CCM PHENOM
PADS**
PAGE 147



GMPHM
**CCM PHENOM
GLOVE**
PAGE 147



GBPHM
**CCM PHENOM
GLOVE**
PAGE 147



ABPHM
**CCM PHENOM
ARM & BODY**
PAGE 146

GOALIE - ²⁰²⁶ YOUTH



NEW
GPPHNM
**CCM PHENOM
PADS**
PAGE 148



NEW
GMPHNM
**CCM PHENOM
GLOVE**
PAGE 148



NEW
GBPHNM
**CCM PHENOM
BLOCKER**
PAGE 148



ACPADDEDJ
**YTFLEX
PADDED JERSEY**
PAGE 149



NEW
ABPHNM
**CCM PHENOM
ARM & BODY**
PAGE 149




NEW
HPGPHNM
**CCM PHENOM
PANTS**
PAGE 149

JETSPEED FTW

THERE ARE HUNDREDS OF THOUSANDS OF FEMALE HOCKEY PLAYERS IN THE WORLD, OF THOSE UNIQUE ATHLETES, NO TWO ARE EXACTLY ALIKE. SO, CCM HAS INTRODUCED THE FIRST EVER FULL LINE OF EQUIPMENT DESIGNED SPECIFICALLY FOR ALL WOMEN. FOR TOP TIER PERFORMANCE AND PROTECTION, FOR GROWING GIRLS STRIVING FOR THAT FIRST GOAL, AND FOR ANY PLAYER IN BETWEEN. NOW FEATURING THE FIRST EVER HOCKEY SKATE AND HELMET ANATOMICALLY BUILT FOR WOMEN, ALONG WITH CCM'S NEWEST JETSPEED FTW PRO STICK - FEMALE HOCKEY PLAYERS ARE FINALLY GETTING THE FIT AND PERFORMANCE THEY DESERVE.

THE CCM JETSPEED FTW PROTECTIVE WAS DEVELOPED FROM YEARS OF THOROUGH GLOBAL MARKET RESEARCH, SURVEYING FEMALE HOCKEY PLAYERS OF ALL AGES AND LEVELS. CCM'S NEW PRODUCT LINE CELEBRATES WOMEN'S BODY DIVERSITY SO THEY CAN PLAY THEIR GAME, THEIR WAY.



FIRST FULL LINE OF WOMEN'S HOCKEY EQUIPMENT, FROM HEAD-TO-TOE

WITH THE CCM JETSPEED FTW PROTECTIVE, PLAYERS CAN CUSTOMIZE AND TUNE EACH PIECE TO THEIR LIKING, AROUND THEIR UNIQUE BODIES, TO ENSURE A PROPER FIT - WITHOUT COMPROMISING PROTECTION, COMFORT OR MOBILITY.

COMBINED WITH THE SPECIALIZED CONSTRUCTION AND PERFORMANCE OF THE CCM JETSPEED FTW PRO STICK, WOMEN AND GIRLS OF ALL AGES AND SKILL LEVELS WILL FEEL CONFIDENT AND SECURE IN THEIR GEAR.

ADAPTED PROTECTION MADE FOR HER

CCM'S TEAM OF DESIGNERS, ENGINEERS, AND PRODUCT MANAGERS STUDIED THE NEEDS AND PREFERENCES OF FEMALE HOCKEY PLAYERS ALL OVER THE WORLD. NOT ONLY ARE WOMEN BUILT DIFFERENTLY FROM MEN, BUT THEY ARE ALSO BUILT DIFFERENTLY FROM ONE ANOTHER.

WITH CCM JETSPEED FTW PROTECTIVE, PLAYERS CAN NOW CUSTOMIZE AND TUNE EACH PIECE TO THEIR LIKING, AROUND THEIR UNIQUE BODIES, TO ENSURE A PROPER FIT - WITHOUT COMPROMISING PROTECTION, COMFORT, OR MOBILITY. COMBINED WITH THE SPECIALIZED CONSTRUCTION OF THE CCM JETSPEED FTW STICK, WOMEN AND GIRLS OF ALL AGES AND SKILL LEVELS WILL FEEL CONFIDENT AND SECURE IN THEIR GEAR.



JETSPEED FTW SKATES

**INTRODUCING THE FIRST EVER HOCKEY SKATE
DESIGNED SPECIFICALLY FOR WOMEN AND THE
WAY THEY PLAY THE GAME.**



AFTER THE SUCCESS OF THE JETSPEED FTW PROTECTIVE LINE AND STICK IN 2024, CCM CONTINUED ITS JOURNEY INTO UNDERSTANDING THE ANATOMICAL SHAPE VARIANCES AND FIT PREFERENCES OF WOMEN. THIS IMPORTANT RESEARCH HAS LED US TO EXPAND THE FTW LINE BY DEVELOPING HOCKEY SKATES BUILT SPECIFICALLY FOR WOMEN AND GIRLS.

THE NEW JETSPEED FTW SKATE HAS A RESEARCH-BACKED MODIFIED SHAPE TO BETTER FIT THE CONTOUR OF A WOMAN'S FOOT, ESPECIALLY IN THE FOREFOOT WIDTH AND AROUND THE HEEL. THESE KEY MODIFICATIONS FORM A SKATE THAT FITS CLOSE TO THE FOOT, WITH A SLEEK SILHOUETTE AND TAPERED FEEL. THIS CREATES A DIRECT PLAYER-TO-ICE CONNECTION - ENABLING INCREASED ENERGY TRANSFER AND AGILITY. THE EXCLUSIVE BOOT CONSTRUCTION PROVIDES ELITE-LEVEL STIFFNESS COMBINED WITH THE INCREDIBLE COMFORT AND PERFORMANCE THAT WOMEN DEMAND - AND DESERVE.

FEATURING TOP-OF-THE-LINE TECHNOLOGY FROM THE JETSPEED FT8 PRO MODEL INCLUDING: ADPT TONGUE, REAR TENDON, ANKLE PADS AND A SOFT POLYGIENE TREATED LINER FOR UNPRECEDENTED COMFORT AND MOBILITY. DESIGNED WITH A DEDICATED ADPT MEMORY FOAM FTW FOOTBED WITH ENHANCED ARCH SUPPORT TO BETTER SUIT WOMEN'S FEET, PLUS A MORE AGGRESSIVE STANCE FOR QUICKER ACCELERATION AT EVERY STRIDE. THE JETSPEED FTW SKATES ARE FINALLY AVAILABLE, AND YOUR FEET WILL THANK YOU.

AVAILABLE FROM SKATE SIZE 3 TO 7.5, ALL IN ONE EXCLUSIVE FTW FIT.

TECH 001

2D METAFRAME JETSPEED FTW BOOT

ADAPTED SHAPE AND FIT SPECIALLY TAILORED FOR WOMEN'S FEET GIVING THE SKATE A SLEEK AND TAPERED SILHOUETTE. OPTIMAL FLEX AND SUPPORT TO PROVIDE MAXIMUM PERFORMANCE BASED ON FEMALE PLAYER POWER TRANSFER AND AGILITY REQUIREMENTS.

TECH 002

ADPT COMFORT TONGUE WITH RIBBED CENTER CHANNEL

BUILT WITH A LIGHTWEIGHT, ANATOMICALLY MOULDED CORE, ADPT MEMORY FOAM AND OUR NEW RIBBED CENTRAL CHANNEL TO OPTIMIZE FOOT WRAP WHILE MAINTAINING A PREMIUM, COMFORTABLE FIT.

TECH 003

ADPT MEMORY FOAM FTW INSOLE & ANKLE PADS

TAILORED TO THE ANATOMY OF THE FEMALE FOOT WITH SUPPORT FOR HIGHER ARCHES. IMPROVED FOOT POSITIONING ALLOWS FOR GREATER SUPPORT, WHICH REDUCES FATIGUE AND INCREASES PERFORMANCE.

TECH 004

STEP STEEL RUNNERS

HIGHEST QUALITY STANDARDS STEEL WITH PRECISE PROFILE AND THICKNESS FOR BETTER EDGE CONTROL, PHENOMENAL GLIDE AND INCREASED SKATING SPEED. THE TALLER HEIGHT OVER STANDARD RUNNERS (+4MM) ALLOWS MORE BLADE LONGEVITY.



SKFTW25
JETSPEED FTW
 SKATES

HEAT MOLDABLE

SIZES **SR - FULL/HALF**
 3 - 7.5 REGULAR

BOOT MATERIAL	2D METAFRAME FTW Fit specially crafted for women's feet with optimal flex and support necessary for maximum performance.
LINER	TOTALDRI PRO High-performance moisture-wicking material keeps feet dry and skates light, while antimicrobial treatment fights odor and bacteria.
ANKLE PADDING & COMFORT	ADPT MEMORY FOAM AND SEAMLESS COMFORT Multi-layered configuration with denser ADPT Memory Foam ankle pads creates a comfortable and snug skate interior. Secured and natural foot position to avoid long term fatigue.
TONGUE	ADPT COMFORT TONGUE WITH RIBBED CENTER CHANNEL Molded core, ADPT Memory foam and new ribbed central channel wrap your foot for ultimate feel and comfort. FlexMotion lace-bite design maximizes forward flexion.
FOOTBED	FTW EXCLUSIVE MOLDED FOOTBED WITH ADPT MEMORY FOAM Footbed designed specifically for female foot positioning. Higher arch support and optimized location.
HOLDER	SPEEDBLADE XS CCM quick-release holder with metal pin blade lock system.
RUNNER	STEP STEEL Highest quality standards steel with precise profile and thickness for better edge control. +4mm height over standard runners for more longevity.

JETSPEED FTW PRO STICK

THE JETSPEED FTW PRO IS THE FIRST EVER ELITE-LEVEL HOCKEY STICK CRAFTED AND DESIGNED FOR WOMEN. BUILT USING THE MOST REQUESTED SPECS FROM TOP PROFESSIONAL FEMALE ATHLETES, THE STICK DELIVERS UNCOMPROMISING PERFORMANCE AND FEEL. FEATURING NANOLITE SHIELD TECHNOLOGY, THE FTW PRO OFFERS A LIGHTWEIGHT YET INCREDIBLY DURABLE CONSTRUCTION, BUILT TO WITHSTAND THE INTENSITY OF ELITE PLAY. THE X-SOFT BLADE PROVIDES UNMATCHED PUCK CONTROL AND FEEL, GIVING PLAYERS THE CONFIDENCE TO CONTROL, PASS, AND SHOOT WITH PRECISION. A MODIFIED FLEX AND LENGTH OFFERING TAILORED FOR HIGH-LEVEL FEMALE ATHLETES ENSURES OPTIMAL PERFORMANCE FOR ALL AGES. EVERY DETAIL OF THE JETSPEED FTW PRO IS DESIGNED TO ELEVATE THE WOMEN'S GAME—BECAUSE ELITE ATHLETES DESERVE GEAR THAT'S BUILT FOR THEM.

TECH 001

HYBRID KICKPOINT

BELOVED FLEX PROFILE AMONG PRO PLAYERS, THE HYBRID KICKPOINT CREATES A DYNAMIC HINGE EFFECT THAT OPTIMIZES ENERGY TRANSFER. IT DELIVERS THE PERFECT BALANCE OF SPEED AND RESPONSIVENESS, ALLOWING AN EFFORTLESS LOAD OF THE STICK FOR QUICK, POWERFUL RELEASES.

TECH 002

NANOLITE SHIELD

ENGINEERED WITH ADVANCED CARBON LAYERING FOR A FEATHER-LIGHT FEEL AND PRO-LEVEL STRENGTH. REINFORCED BY THICKER OUTER AND INNER WALLS TO WITHSTAND THE HIGHEST OF IMPACTS.

TECH 003

X-SOFT BLADE

BASED ON THE MOST REQUESTED BLADE STIFFNESS FROM PROFESSIONAL FEMALE PLAYERS, OFFERING A FEEL THAT'S BOTH RESPONSIVE AND INTUITIVE. ITS SOFTER CONSTRUCTION ENHANCES PUCK CONTROL AND TOUCH, GIVING PLAYERS THE CONFIDENCE TO HANDLE THE PUCK IN ALL SITUATIONS.

TECH 003

MODIFIED OFFERING

INTRODUCING AN UPDATED FLEX AND LENGTH RANGE TAILORED SPECIFICALLY TO THE NEEDS OF ELITE FEMALE PLAYERS, ENSURING A MORE NATURAL AND POWERFUL FEEL ON THE ICE. FOR RISING STARS AND SMALLER ELITES, A NEW 50 FLEX OPTION DELIVERS PRO-LEVEL PERFORMANCE IN A MORE ACCESSIBLE, RESPONSIVE PACKAGE.



NEW

HSFTWP26 JETSPEED FTW PRO STICK

SR
INT
JR
YT
NAMEBAR TAG

KICKPOINT
HYBRID KICKPOINT
Creates a hinge effect so you can load the stick using a perfect blend of speed and response.

SHAFT TECHNOLOGY
NANOLITE SHIELD TECHNOLOGY
High-performance carbon layering technology which creates a stick that's both incredibly light and incredibly strong.

SHAFT GEOMETRY
ROUND "R" GEOMETRY
Streamlined shape with rounded corners and concave sides that keeps gaining in popularity. It delivers high performance and ultimate comfort.

BLADE
X-SOFT BLADE
The most request blade profile among female pro players, offering optimal puck control and feel.

GRIP
FT MICROFEEL
Raised grip added on the bottom edges of the shaft's mid-section to ensure perfect control.

MATERIAL
SIGMA ST^{2X} SPREAD TOW SHAFT AND BLADE
Next evolution of Sigmatec's carbon weave further improving manufacturing consistency to create stronger sticks.

PRODUCT HAS A HOLOGRAPHIC FINISH, COLORS MAY VARY FROM THE PICTURE

OFFERING

SR - 70 / 60"
P28 / P29 / P90TM
SR - 65 / 60"
P28 / P29 / P90TM
INT - 65 / 60"
P28 / P29 / P90TM
INT - 60 / 58"
P28 / P29 / P90TM
INT - 55 / 58"
P28 / P29 / P90TM
INT - 50 / 54"
P28 / P29 / P90TM

JR - 40 / 51"
P28 / P29 / P90TM
YT - 30 / 48"
P28 / P29
YT - 20 / 45"
P28 / P29

HSFTWP26 - LAUNCH DATE

NEW

HSFTW26 JETSPEED FTW STICK

SR
INT
NAMEBAR TAG

KICKPOINT
HYBRID KICKPOINT
Creates a hinge effect so you can load the stick using a perfect blend of speed and response.

SHAFT TECHNOLOGY
ADVANCED CARBON MATRIX
Carbon technology helping create a stick that's both light and strong.

SHAFT GEOMETRY
ROUND "R" GEOMETRY
Streamlined shape with rounded corners and concave sides that keeps gaining in popularity. It delivers high performance and ultimate comfort.

TAPER TECHNOLOGY
SKELETON +
Manufacturing technology found in the taper area which provides better reliability in key moments of the game.

BLADE
JF-90 BLADE
Lightweight stiff blade designed to give a heightened feel for the puck without compromising on shot speed and control.

MATERIAL
PURE CARBON SHAFT WITH SIGMATEX SPREAD TOW BLADE

PRODUCT HAS A HOLOGRAPHIC FINISH, COLORS MAY VARY FROM THE PICTURE

OFFERING *BOOKING: P28

SR - 70 / 60" *
P28 / P29
INT - 65 / 60" *
P28 / P29
INT - 55 / 58" *
P28 / P29

HSFTW26 - LAUNCH DATE

NEW

HSFTW26 JETSPEED FTW STICK

JR
YT
NAMEBAR TAG

SHAFT TECHNOLOGY
JUNIOR & YOUTH GEOMETRY
Designed to help young girls learn how to hold their stick and develop their stickhandling and shooting technique.

BLADE
STIFF COMPOSITE PAINTED BLADE
Blade stiffness that helps younger players lift the puck while allowing enough feel for stickhandling and passing.

GRIP
FULL GRIP
Full grip to help with stick control.

OFFERING

JR - 50 / 54"
P29
JR - 40 / 51"
P29
YT - 30 / 48"
P29

HSFTW26 - YTH - LAUNCH DATE

FTW

FIT DEVELOPED FOR THE SHAPE OF THE FEMALE HEAD.

MADE FOR HER

INTRODUCING THE NEW CCM FTW HELMET, COMPLETING THE FULL HEAD-TO-TOE FTW PLAYER EQUIPMENT OFFERING. DESIGNED SPECIFICALLY FOR WOMEN, TO PROVIDE IMPROVED FIT, COMFORT AND PROTECTION, WHILE ALSO ENHANCING THEIR COOL FACTOR ON THE ICE.



TECH 001

FTW SPECIFIC FIT & SIZING

THE FIRST OF ITS KIND - A HOCKEY HELMET WITH AN INTERIOR FIT DEVELOPED FOR THE FEMALE HEAD. AFTER THOROUGH SCIENTIFIC RESEARCH SHOWING DIFFERENCES BETWEEN THE HEAD SHAPES OF MEN AND WOMEN AFTER AGE 12, CCM DESIGNED A NEW FIT AND SIZE RANGE TO BETTER FIT WOMEN SO THEY CAN PLAY IN COMFORT AND SAFETY LIKE NEVER BEFORE.

OCCIPITAL+



TECH 002

NEW R3FLEX PROTECTION



BUILT WITH THE SAME COMPONENTS AS THE LATEST CCM TACKS 920 ELITE HELMET, THE FTW HELMET ALSO FEATURES OUR NEW INNOVATIVE, 3-IN-1 FOAM TO WRAP THE HEAD IN ALL AROUND COMFORT, WHILE PROVIDING RELIABLE DYNAMIC PROTECTION THAT RESPONDS TO ALL TYPES OF IMPACTS IN THE GAME. THIS CONFORMING LINER COMBINES INSTANT AND LASTING COMFORT WITH TRUSTWORTHY IMPACT MANAGEMENT.

TECH 003

FULL AER-TEC THERMOREGULATION SYSTEM


THE CCM FTW HELMET FEATURES CCM'S FULLY INTEGRATED AER-TEC THERMOREGULATION SYSTEM TO GUIDE FRESH AIR THROUGHOUT THE HELMET AND PUSH HEAT OUT THROUGH THE TOP AND REAR VENTS.

3D PRINTED NEST TECH LATTICE SECTIONS ARE STRATEGICALLY POSITIONED BEHIND THE ENLARGED SHELL OPENINGS TO ALLOW MORE COOL AIR IN, WHILE BUILT-IN AER-TEC VENTILATION CHANNELS HELP THAT FRESHNESS FLOW THROUGH THE HELMET AS YOU PLAY. ANY EXCESS SWEAT AT THE FOREHEAD IS WICKED AWAY BY THE AER-TEC TOTALDRI SWEATBAND.

BY OPTIMIZING AIR CIRCULATION AND SWEAT EVAPORATION TO REGULATE BODY TEMPERATURE, SCIENCE SHOWS* YOU WILL STAY COOLER AND BE ABLE TO MAKE FASTER GAME-CHANGING DECISIONS.



NEST TECH



TECH 004

NEW SHELL DESIGN **ADPTFIT 360**

OUR NEWEST SHELL OFFERS A SLEEK CLOSE-TO-THE-HEAD SHAPE WITH ENHANCED VENTING AND A NEW ADPTFIT 360 EASY-TO-USE 1-STEP ADJUSTMENT SYSTEM AT THE BACK TO ENSURE A SNUG FIT.



CCM'S INDUSTRY-LEADING TEAM OF ENGINEERS, PRODUCT MANAGERS AND DESIGNERS ARE FOCUSED ON DEVELOPING HELMETS THAT ARE SAFE. SCIENTISTS INDICATE THAT BRAIN INJURIES AND CONCUSSIONS ARE MAINLY DUE TO LINEAR AND ROTATIONAL ACCELERATIONS OF THE BRAIN BUT SCIENCE HAS YET TO REACH A CONSENSUS ON THE QUESTION. NO HOCKEY HELMET CAN PREVENT OR ELIMINATE THE RISK OF HEAD INJURY, INCLUDING CONCUSSIONS

IN COLLABORATION WITH THE UNIVERSITY OF OTTAWA, CCM DEVELOPED A TESTING PROTOCOL TO MEASURE HOCKEY PLAYERS' PERFORMANCE DROP DUE TO OVERHEATING DURING PLAY. RESULTS* SHOW PLAYERS WEARING AER-TEC EQUIPMENT NOT ONLY HAVE COOLER SKIN TEMPERATURE, BUT ALSO PERFORM BETTER (SKATE FASTER, MAKE THE RIGHT DECISIONS FASTER). *COMPARED TO PLAYERS WEARING TRADITIONAL HOCKEY EQUIPMENT IN THE SAME CONDITIONS.



**HTFTWC
CCM FTW HELMET**

SIZES	HAT SIZES
XS/S	49 - 56 CM / 6 1/4 - 7
M/L	53.5 - 60 CM / 6 3/4 - 7 1/2

PROTECTION	R3FLEX PROTECTION + NEST TECH FOR ELITE LEVEL PLAYERS	3-in-1 full coverage multipurpose comfort liner with dynamic response to help manage all types of impacts: 1) High energy impact shock absorption 2) Low energy impact cushioning 3) Adapts & conforms to the shape of the head
COMFORT	FTW FIT + AER-TEC VENTILATION + TOTALDRI	Interior developed specifically for the shape of the female head, featuring thermoregulation with strategically placed 3D printed NEST TECH lattice sections whose built-in ventilation channels guide fresh air throughout, along with R3FLEX Protection cushioned liner, plus a breathable AER-TEC sweatband* to wick moisture away and help manage sweat at the forehead. *personalizable & removable for easy washing
ADJUSTMENT	ADPTFIT 360 TOOL-FREE ADJUSTMENT SYSTEM + OCCIPITAL+	Wraps head length and width in one easy step at the back, with extended size range while the integrated hair groove in the occipital+ cushion help lock helmet in place comfortably.
SHELL	STREAMLINED NEW SHELL WITH ENHANCED VENTING TO BRING COOL AIR IN & HELP GUIDE HEAT OUT	A pro-approved look to elevate your game and pass every mirror test, while keeping you looking & feeling fresh.



R3FLEX
PROTECTION

NEST TECH

AER-TEC

COLORS

● BLK ● WHT ● NAVY ● RED
● RYL ● DKG
BOOKING ONLY

Offered as a combo with FMS80 (S-M) in Black

- * REPLACEMENT SWEATBANDS also sold separately (ACCHTSWB - pkg of 2)
- PERSONALIZATION LOGO STICKERS (ACCHTSTA in various colors).



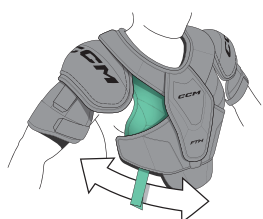
JETSPEED FTW PROTECTIVE



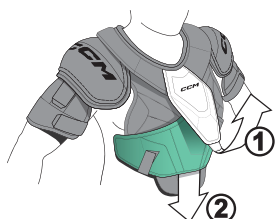
CUSTOMIZABLE FIT

PATENT-PENDING ADJUSTABILITY TO FIT ALL WOMEN'S ANATOMIES AND FIT PREFERENCES.

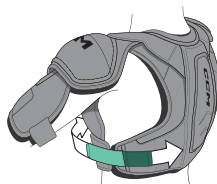
NEW 3-WAY CUSTOMIZABLE CHEST PANELS CAN BE REPOSITIONED TO THE PERFECT WIDTH, VOLUME AND LENGTH SO THAT ALL FEMALE HOCKEY PLAYERS OF ANY SHAPE OR SIZE CAN PLAY COMFORTABLY, WITHOUT HOLDING ANYTHING BACK.



ADJUSTABLE
WIDTH



ADJUSTABLE
VOLUME



ADJUSTABLE
LENGTH



GONE ARE THE DAYS OF PRE-SHAPED COOKIE-CUTTER WOMEN'S PROTECTIVE, WHICH ASSUMES ALL WOMEN WILL FIT THE SAME. FEEDBACK FROM PLAYERS HAD ONE COMMON DENOMINATOR

WE ARE HOCKEY PLAYERS.

NOT "FEMALE HOCKEY PLAYERS", RATHER "HOCKEY PLAYERS". WE PLAY WITH MEN, WITH WOMEN, WITH EVERYONE. AND WE WANT TO LOOK JUST LIKE EVERY OTHER HOCKEY PLAYER.

UPGRADED FEEL & MOBILITY

CCM'S ADPTFIT 3D SYSTEM, DESIGNED TO GIVE YOU UNPARALLELED CONTROL OVER YOUR PROTECTIVE GEAR SO YOU CAN CUSTOMIZE IT TO FIT YOUR GAME AND YOUR BODY LIKE NEVER BEFORE. EASILY ADJUST STRAPS AND POSITIONS OF DIFFERENT FEATURES FOR MAXIMUM PROTECTION AND COMFORT ON THE ICE, WITHOUT COMPROMISE TO YOUR MOBILITY AND COMFORT. PLUS ADDED FEATURES OF THERMOREGULATION HELP KEEP YOU COOLER SO YOU CAN STAY FOCUSED ON PLAYING YOUR BEST.

THIS WIDE RANGE OF ADJUSTMENT PROVIDES BOTH UNEQUALLED COMFORT AND ADEQUATE LEVEL OF PROTECTION, ADJUSTED TO THE FEMALE SILHOUETTE.

TECH 001

D30® PROTECTION

PROPERLY-FITTED PROTECTION FOR YOUR BODY, YOUR GAME AND HOW YOU MOVE. MOVE FREELY AND TRUST CCM'S LATEST INNOVATIVE FTW GEAR, FEATURING RELIABLE D30® ZERO TECHNOLOGY AND PREMIUM MATERIALS.

TECH 002

ADPTFIT ADJUSTABILITY 3D

CUSTOMIZE YOUR FIT AND PROTECTION TO YOUR BODY AND NEEDS SO YOU CAN FOCUS ON YOUR GAME WITH EVERYTHING IN THE RIGHT PLACE.

TECH 003

BREATHABILITY

ELEVATE YOUR COMFORT WITH THE ADDITION OF CCM'S AER-TEC THERMOREGULATION TECHNOLOGY IN KEY AREAS, ALLOWING YOUR BODY TO STAY COOL AND DRY SO YOU CAN FOCUS ON PERFORMING YOUR BEST EVERY SHIFT.





SPFTW24
JETSPEED FTW
WOMEN'S SHOULDER PADS

SIZES WM SR S, M, L



SGFTW24
JETSPEED FTW
WOMEN'S SHIN GUARDS

SIZES WM SR 12, 13, 14, 15"
TAPERED



EPFTW24
JETSPEED FTW
WOMEN'S ELBOW PADS

SIZES WM SR S/M, M/L

CONSTRUCTION	HIGHLY ADJUSTABLE, LIGHTWEIGHT & BREATHABLE, TAPERED PRO-LEVEL PROTECTION Made specifically for women's varying body shapes and sizes, to ensure comfort, close-to-the-body fit and elite-level protection without compromise. Revolutionary adjustable design allowing women to select their shoulder pad size by shoulder width regardless of body type or shape.	CONSTRUCTION	DURABLE AND COMFORTABLE PRO-LEVEL PROTECTION, MADE FOR HER Adapted tapered fit provides comfortable protection where needed while allowing you to move freely. Made specifically for women's varying body shapes and sizes, to ensure comfort, close-to-the-body fit and elite-level protection without compromise.	CONSTRUCTION	LIGHTWEIGHT AND COMFORTABLE PROTECTION, MADE FOR HER Adapted tapered fit, guaranteeing comfortable protection where they need it to move freely as they play and grow in them.
CHEST / TORSO	INNOVATIVE & PATENT-PENDING ADPTFIT 3D CHEST PROTECTION New 3-way customizable chest panels can be repositioned to the perfect width, volume and length with 3D shaped side panels, length-adjustable torso straps & adjustable/removable belly pad. System releases pressure for a more comfortable fit all game long.	KNEECAP	ANATOMICAL LOW-PROFILE JDP KNEECAP WITH D30® ZERO Reduced size JDP kneecap reinforced with cushiony D30® Zero to disperse impact force away from the knee joint + comfort knee donut.	FOREARM	ANATOMICAL LOW-PROFILE EVA FOREARM GUARD Tapered & shorter ergonomic design allows great mobility with reinforced slash guard protection.
STERNUM	ARTICULATED & FLOATING EXPOSED HD FOAM STERNUM Trustworthy protection where it counts that adapts to the player's shape as she moves.	SHIN CAP	TAPERED ANATOMICAL PRO-LEVEL MOLDED PE WITH VENTILATION PORTS & STRAP GROOVE Elite-level shin cap offers closer fit for better protection & less interference with integrated padding in its reinforced frame + ventilation ports for added breathability.	ELBOW CAPS	LOW-PROFILE JDP CAPS WITH MOLDED PE Elite-level cap with comfort donut hole provides a deep fit for better protection that stays in place while dispersing impact force away from the joint.
CAPS	LOW-PROFILE MOLDED SHOULDER CAPS WITH D30® ZERO Reliable JDP construction caps adapted to the right size and position for the women's game. Reinforced with impact-absorbing yet cushiony D30® Zero extended over the AC joint.	CALF GUARD	LOW PROFILE PE CALF GUARD Competitive level shotblock protection.	BICEP	FLOATING REINFORCED ARTICULATED BICEP Competitive level highly mobile protection with rich sublimated liner.
CLAVICLE	REINFORCED SEMI-FLOATING CLAVICLE PROTECTION Must-have protection in a key impact area that stays in place.	THIGH	MOLDED PREMIUM FOAM THIGH GUARD CONNECTED TO KNEE LINER One-piece adjustable connected thigh guard/knee comfort pad offers a close-to-the body elite-level protection, removable for easy cleaning.	ATTACHMENT	THREE-STRAP SYSTEM With extended landing zones for optimized adjustability & fit.
SPINE / BACK	AER-TEC DECOUPLED BACK PANELS + ANATOMICAL MOLDED PE SPINE Lightweight exposed MD foam liner-free back with AER-TEC ventilation ports for max breathability to help keep you dry, while the floating reinforced spine provides peace of mind protection where you need it.	ATTACHMENT	ERGONOMIC LOCK STRAP WITH COMFORT CUSHION AND LENGTH-ADJUSTABLE CALF STRAP Customize to all calf sizes for a snug and extra-comfortable fit.		
BICEPS	AER-TEC SYSTEM + HD FOAM HEIGHT-ADJUSTABLE BICEPS Patent-pending mesh suspension + ventilation ports for added airflow, allowing better interaction with Elbow Pads for comfortable and adjustable low-profile elite protection.	LINER	SUBLIMATED INTEGRATED COMFORT LINER Integrated comfort padded liner for a deeper fit + abrasion-resistant 400D nylon bottom reinforcement.		
		OTHER	REINFORCED MID-DENSITY FOAM SIDE GUARD High-level foam for extra side protection.		



SPFTW24 IDEAL FOR 7-11 YEAR OLDS (APPROX)
JETSPEED FTW - JR
 WOMEN'S SHOULDER PADS

SIZES WM JR S, M, L

SGFTW24 IDEAL FOR 7-11 YEAR OLDS (APPROX)
JETSPEED FTW - JR
 WOMEN'S SHIN GUARDS

SIZES WM JR 10, 11"
 TAPERED

EPFTW24 IDEAL FOR 7-11 YEAR OLDS (APPROX)
JETSPEED FTW - JR
 WOMEN'S ELBOW PADS

SIZES WM JR S/M, M/L

CONSTRUCTION	LIGHTWEIGHT CONSTRUCTION MADE FOR YOUNG WOMEN Designed for their bodies and specific silhouettes, guaranteeing adapted protection and comfort as they play and grow in them.	CONSTRUCTION	LIGHTWEIGHT AND COMFORTABLE PROTECTION, MADE FOR HER Adapted tapered fit, guaranteeing comfortable protection where they need it to move freely as they play and grow in them.	CONSTRUCTION	LIGHTWEIGHT AND COMFORTABLE PROTECTION, MADE FOR HER Adapted tapered fit, guaranteeing comfortable protection where they need it to move freely as they play and grow in them.
CHEST / TORSO	ELONGATED & FLEXIBLE BASE JACKET WITH REMOVABLE BELLY PAD + COMFORT SIDE GUSSETS Longer coverage + extended chest strap landing zones for optimal comfort & adjustability while reducing pressure in unwanted areas.	KNEECAP	ANATOMICAL LOW-PROFILE JDP KNEECAP Reduced size reliable JDP kneecap to disperse impact force away from the knee joint + comfort knee donut.	FOREARM	ANATOMICAL LOW-PROFILE EVA FOREARM GUARD Tapered & shorter ergonomic design allows great mobility with reinforced slash guard protection.
STERNUM	ARTICULATED & FLOATING EXPOSED EVA FOAM STERNUM Anatomical protection where it counts that adapts to the player's shape as she moves.	SHIN CAP	TAPERED ANATOMICAL MOLDED PE WITH VENTILATION PORTS & STRAP GROOVE Competitive level shin cap offers closer fit for better protection & less interference with integrated padding in its reinforced frame + ventilation ports for added breathability.	ELBOW CAP	LOW-PROFILE JDP CAPS WITH MOLDED PE Competitive-level cap with comfort donut hole provides a deep fit for better protection that stays in place while dispersing impact force away from the joint.
CAPS	LOW-PROFILE JDP MOLDED SHOULDER CAPS Reliable JDP construction caps are adapted to the right size and position for the protection young women need in their game.	CALF GUARD	PE FOAM CALF GUARD Lightweight protection shaped to fit.	BICEP	FLOATING REINFORCED ARTICULATED BICEP Competitive level highly mobile protection with rich sublimated liner.
CLAVICLE	REINFORCED BUILT-IN CLAVICLE PROTECTION Comfortable lightweight design that lets you move freely and securely.	THIGH	MOLDED PREMIUM FOAM THIGH GUARD CONNECTED TO KNEE LINER One-piece adjustable connected thigh guard/knee comfort pad offers a close-to-the body competitive level protection, removable for easy cleaning.	ATTACHMENT	THREE-STRAP SYSTEM With extended landing zones for optimized adjustability & fit.
SPINE / BACK	VENTILATED FOAM JACKET + ANATOMICAL SPINE Lightweight segmented back with reinforced spine.	ATTACHMENT	NYLON UPPER LOCK STRAP & LENGTH-ADJUSTABLE WIDE ELASTIC CALF STRAP Customize to all calf sizes for a snug and extra-comfortable fit.		
BICEPS	HEIGHT-ADJUSTABLE MOLDED PE CAPS Comfortable and adjustable low-profile protection.	LINER	SUBLIMATED INTEGRATED PE FOAM COMFORT LINER Integrated comfort padded liner for a deeper fit.		



NEW BOOKING ONLY

IDEAL FOR 4 - 6 YEAR OLDS (APPROX)



SPFTWPRO26
FTW PRO YOUTH
GIRL'S SHOULDER PADS

SIZES YT S, M, L

NEW BOOKING ONLY

IDEAL FOR 4 - 6 YEAR OLDS (APPROX)



SGFTWPRO26
FTW PRO YOUTH
GIRL'S SHIN GUARDS

SIZES YT 8", 9", 10"

NEW BOOKING ONLY

IDEAL FOR 4 - 6 YEAR OLDS (APPROX)



EPFTWPRO26
FTW PRO YOUTH
GIRL'S ELBOW PADS

SIZES YT S, M, L

CONSTRUCTION **E-FIT FLEXIBLE NECK OPENING**
Elastic neck opening for an easy fit so young players can even dress themselves.

CALF GUARD **EXTENDED FOAM CALF GUARD**
Anatomical design with extended calf protection.

CONSTRUCTION **JDP CAP REINFORCED WITH D30® ZERO**
Designed to disperse impact force away from the elbow joint while D30 Zero helps absorb impact and shock in a hard cap construction to give young players pro-level protection.

CAPS **MOLDED PE SHOULDER CAPS**
High-quality PE plastic shoulder caps combined with PE foam for added comfort and protection.

KNEECAP **JDP/ MOLDED PE CAP**
Designed to disperse impact force away from the knee.

BICEP **ARTICULATED BICEP**
PE Foam provides comfort and mobility.

TORSO **ADJUSTABLE BELLY PAD + FULL-LENGTH HOOK AND LOOPS ADJUSTMENT + LIGHTWEIGHT FOAM LINER**
Large landing and height adjustable/removable belly pad provides a lightweight customizable protection that is ultra comfortable for little players.

SHIN CAP **JDP/ MOLDED PE CAP**
Anatomical cap design delivers high level of protection.

ATTACHMENT **DOUBLE STRAP ADJUSTMENT SYSTEM WITH MAXIMIZED LANDING ZONE**
Built for comfort and protection, the strap system keeps your elbow pad in place.

BICEPS **PE-MOLDED CAP + HEIGHT ADJUSTMENT**
Easily adjustable height strap to customize bicep protection.

ATTACHMENT **UPPER LOCK STRAP + COMFORTABLE CALF STRAP**
Incredibly comfortable and easily adjustable with large landing.

STERNUM **FLOATING COMPRESS MOLDED EVA FOAM WITH D30® IN PLEXUS**
Pro-level protection powered by high quality foam and D30 for extra impact distribution in a floating construction that moves comfortably with the player.

LINER **REMOVABLE COMFORT LINER WITH D30® ZERO + COMFORT DONUT**
Removable comfort liner makes it easy to customise your fit while D30 Zero adds impact and shock absorption to the liner.

SPINE **BIONEX SHIELD SPINE PROTECTOR**
Pro-level spine foam package to offer improved protection on the back.

SPFTWPRO26 - LAUNCH DATE

SGFTWPRO26 - LAUNCH DATE

EPFTWPRO26 - LAUNCH DATE



**HGFTW24
JETSPEED FTW
WOMEN'S GLOVES**

SIZES WM SR 12,13,14" - TAPERED

CONSTRUCTION	LIGHTWEIGHT & BREATHABLE, TAPERED PRO-LEVEL PROTECTION Adapted fit for women's hand proportions to be more narrow with longer fingers, to ensure comfort, close-to-the-hand fit and elite-level protection without compromise.
LINER	AER-TEC SUSPENSION SYSTEM MESH LINER TREATED WITH POLYGIENE ODORCRUNCH™ Patent-pending design provides max ventilation and mesh lining for cooling and evaporation to help keep hands dry. Absorbs less sweat to stay light and provides instant & long-lasting comfort.
FINGERS	PRO-LEVEL HIGH-DENSITY PE FOAM + PE INSERTS + PU FOAM CUSHIONING Lightweight construction yet high level protection and three-piece index for maximum dexterity.
BACKHAND	AER-TEC VENTILATION SYSTEM + PRO-LEVEL PE FOAM + HIGH DENSITY PE FOAM + PE INSERTS 2 ventilated ports on back of hand for optimal airflow along with elite-level protection.
THUMB	PRO FLEXTUMB 2-piece thumb delivers better mobility and an incredible grip on your stick with ventilated mesh in back of thumb for added airflow where you really feel it.
PALM	SENSALAST PALM + REINFORCEMENT WITH EMBOSSED TEXTURE + TREATED WITH POLYGIENE ODORCRUNCH™ Soft feel seamless palm-to-cuff transition inside & out, combined with a pro-feel palm allowing ultimate stickhandling with high-caliber durability and grip.
CUFF	SHORT PRE-ANGLED OPEN CUFF Enhanced range of wrist movements and protection.
OTHER	POLYGIENE ODORCRUNCH™ TREATED SUBLIMATED LINER Superior quality liner that feels great and helps you stay dry with enhanced antibacterial and odor fighting treatments to help keep your gloves feeling fresh.



COLORS



**HPFTWVP
JETSPEED FTW VP
WOMEN'S PANTS**

SIZES WM SR S, M, L, XL

CONSTRUCTION	DURABLE AND COMFORTABLE PRO-LEVEL PROTECTION, MADE FOR HER Adapted tapered fit made to stretch to any size & provide comfortable protection where needed while allowing you to move freely. Revolutionary adjustable design with revised proportions allowing women to select their pant by waist size regardless of body type or shape.
ADJUSTMENT	EZ FIT STRETCH OPENING + INTERNAL BELT SYSTEM +1" ZIPPER Easy on/off ultra stretch extendable opening secured in place with inner belt + stabilized belly pad, topped off with cosmetic hockey lace, +1" length-adjusting zipper all to provide a custom snug fit and unparalleled comfort.
BACK PROTECTION	LOW-PROFILE INJECTION-MOLDED HYBRID SPINE SHIELD WITH D3O® ZERO + SEGMENTED TAILBONE PAD Pro-level impact protection in the lower back with a segmented tailbone pad that molds to the body.
LINER	DRYFOAM TECHNOLOGY WITH SOFT LAMINATED WATER REPELLENT LINING Soft laminated sublimated liner absorbs less sweat so you can stay dry and your equipment lightweight.
THIGH GUARD	MOLDED PE PLASTIC + INNER LEG ZIPPER Equipped with a low-profile design and a repositioned inner-leg zipper to reduce friction during cross-overs, this floating thigh guard was made to deliver pro-level protection and easy embellishment access.
HIP / KIDNEY	MOLDED PE HIP CAPS + 400D TEXTURED NYLON PADDED BELT Pro-protection in the hips and kidney area with added durability around the waist.
SHELL	REVISED LENGTH + 400D NYLON + EXTENDED STRETCH ZONES + PRO CUT Made of premium Nylon and stretch materials in critical areas, with a pro cut -1" length in back of the legs, for overall improved durability and comfort.

COLORS



**HPFTW24
JETSPEED FTW - JR
WOMEN'S PANTS**

IDEAL FOR 7-11 YEAR OLDS (APPROX)

SIZES WM JR S, M, L

CONSTRUCTION	LIGHTWEIGHT AND COMFORTABLE PROTECTION, MADE FOR HER Designed for their bodies and specific silhouettes, guaranteeing adapted protection and comfort as they play and grow in them. Adapted tapered fit made to stretch to any size & provide comfortable protection where needed while allowing you to move freely.
ADJUSTMENT	EZ FIT STRETCH OPENING + EXTERNAL BELT SYSTEM +1" ZIPPER Easy on/off stretch extendable opening secured in place with external belt, topped off with cosmetic hockey lace, +1" length-adjusting zipper for the growing player to provide a custom snug fit and unparalleled comfort.
BACK PROTECTION	LOW-PROFILE MOLDED EVA SPINE GUARD + SEGMENTED TAILBONE PAD Reliable impact protection in the lower back with a segmented tailbone pad that molds to the body.
THIGH GUARD	MOLDED PE PLASTIC + PE FOAM Trustworthy protection in a low-profile design.
HIP/KIDNEY	MOLDED PE CAP + PE FOAM + PADDED BELT Good level impact protection in the kidney area.
SHELL	200D NYLON + EXTENDED STRETCH ZONES + PRO CUT Made of durable Nylon and stretch materials in critical areas, with a pro cut -1" length in back of the legs, for overall improved durability and comfort.
COLORS	 BLACK

FTW - SHOULDER PADS		WOMEN - SR				WOMEN - JR		
		S	M	L	XL	S	M	L
GENERAL	AGE	13+	14+	14+	14+	8-10	10-12	12+
	HEIGHT - CM	157-172	163-177	167-186	167-186	127-137	137-149	149-62
	HEIGHT - FT	5'2" - 5'8"	5'4" - 5'10"	5'6" - 6'1"	5'6" - 6'1"	4'2" - 4'6"	4'6" - 4'11"	4'11" - 5'4"
SHOULDER PADS		S	M	L	XL	S	M	L
	SHOULDER WIDTH - CM	35-38	38-42	42-48	N/A	26-31	28-33	32-36
	SHOULDER WIDTH - IN	14-15	15-17	17-19	N/A	10-12	11-13	13-14



FTW - ELBOW PADS		WOMEN - SR				WOMEN - JR		
		S	M	L	XL	S	M	L
GENERAL	AGE	13+	14+	14+	14+	8-10	10-12	12+
	HEIGHT - CM	157-172	163-177	167-186	167-186	127-137	137-149	149-62
	HEIGHT - FT	5'2" - 5'8"	5'4" - 5'10"	5'6" - 6'1"	5'6" - 6'1"	4'2" - 4'6"	4'6" - 4'11"	4'11" - 5'4"
ELBOW PADS		S/M		M/L		S/M		M/L
	FOREARM CIRCUMFERENCE - CM	21-26	N/A	26-30	N/A	15-22	N/A	17.5-25
	FOREARM CIRCUMFERENCE - IN	8.5-10	N/A	10-12	N/A	6-8.5	N/A	7-10



FTW - SHIN GUARDS		WOMEN - SR - TAPERED FIT				WOMEN - JR		
		S	M	L	XL	S	M	L
GENERAL	AGE	13+	14+	14+	14+	8-10	10-12	12+
	HEIGHT - CM	157-172	163-177	167-186	167-186	127-137	137-149	149-62
	HEIGHT - FT	5'2" - 5'8"	5'4" - 5'10"	5'6" - 6'1"	5'6" - 6'1"	4'2" - 4'6"	4'6" - 4'11"	4'11" - 5'4"
SHIN GUARDS		12"	13"	14"	15"		10"	11"
	SHIN LENGTH (CM) - TONGUE OUT	33-36	33-40	40-43	43-47	N/A	27-30	30-33
	SHIN LENGTH (IN) - TONGUE OUT	13-14	14-15.5	15.5-17	17-18.5	N/A	10.5-12	12-13
	SHIN LENGTH (CM) - TONGUE IN	31-34	34-38	38-41	41-45	N/A	25-28	28-31
	SHIN LENGTH (IN) - TONGUE IN	12-13.5	13.5-15	15-16	16-17.5	N/A	10-12	11-12



FTW - PANTS		WOMEN - SR				WOMEN - JR		
		S	M	L	XL	S	M	L
GENERAL	AGE	13+	14+	14+	14+	8-10	10-12	12+
	HEIGHT - CM	157-172	163-177	167-186	167-186	127-137	137-149	149-62
	HEIGHT - FT	5'2" - 5'8"	5'4" - 5'10"	5'6" - 6'1"	5'6" - 6'1"	4'2" - 4'6"	4'6" - 4'11"	4'11" - 5'4"
PANTS		S	M	L	XL	S	M	L
	WAIST CIRCUMFERENCE - CM	62-74	72-83	80-95	90-105	52-66	56-70	60-74
	WAIST CIRCUMFERENCE - IN	24.5-29	28.5-32.5	31.5-37.5	35.5-41	20.5-26	22-27.5	23.5-29
	US SIZE	00-6	6-14	12-20	16-24	Y6-Y14	Y10-2	Y14-6



FTW - GLOVES		WOMEN - SR - TAPERED FIT			
		S	M	L	XL
GENERAL	AGE	13+	14+	14+	14+
	HEIGHT - CM	157-172	163-177	167-186	167-186
	HEIGHT - FT	5'2" - 5'8"	5'4" - 5'10"	5'6" - 6'1"	5'6" - 6'1"
GLOVES		12"	13"	14"	
	HAND LENGTH - CM	14-17	16-18	18-22	N/A
	HAND LENGTH - IN	5.5-6.5	6.5-7	7-8.5	N/A





NEW
FHO6TW2
WOMEN'S PULLOVER HOODIE

FIT REGULAR
SIZES W XS - 2XL

BODY / INSIDE

Our essential everyday hoody in soft fleece is the perfect piece for going to and from the rink, gym or just lounging around! The brushed fleece interior keeps you warm and cozy. The perfect team staple.

LOGO Screen print

CONTENT 65% Polyester / 35% Cotton

COLORS Black (12), True Navy (T9), Athletic Grey (U6)



NEW
TSS6TW2
WOMEN'S SHORT SLEEVE TEE

FIT REGULAR
SIZES W XS - 2XL


BODY / INSIDE

Our classic essential t-shirt in a cotton blend is the perfect piece for working out or just lounging. This t-shirt is a staple in every players closet, you can't go wrong with the classic ccm style tee.

LOGO Screen print

CONTENT 75% Polyester / 25% Cotton

COLORS Black (12), True Navy (T9), White (O1)



TSS3TB
WOMEN'S CREW NECK TEE

FIT REGULAR
SIZES W XS - XL


BODY / INSIDE

Your favorite go to tee, with soft lightweight fabric to keep you cool, every day, everywhere.

LOGO CCM embroidery

CONTENT 50% Polyester / 25% Cotton / 25% Rayon, 152GSM

COLORS Black (12), True Navy (T9)



TSS4RW
WOMEN'S SHORT SLEEVE TRAINING TEE

FIT SLIM
SIZES W XS - XL

BODY / INSIDE

Features circular knit technology with breathability holes integrated to help evaporation, AER-TEC technology and a soft hand feel fabric. Seamless construction for added comfort and flexibility.

LOGO CCM 3D silicone PRINT

CONTENT 100% nylon, 160GSM, circular knit W / Wicking treatment and quickdry

COLORS Black (12), True Navy (T9)



PSS4TW
WOMENS POLO

FIT REGULAR
SIZES W XS - XL

BODY / INSIDE

Women's fitted polo. Performance fabric, breathable and moisture wicking. Silver yarn acts as anti-microbial.

LOGO Embroidered CCM logo

CONTENT 93% Polyester / 5% Elastane / 2% Silver Jersey

COLORS Black (12), True Navy (T9)



TLS4RW
WOMEN'S LONG SLEEVE TRAINING TEE

BODY / OTHER

Features circular knit technology with breathability holes integrated to help evaporation, AER-TEC technology and a soft hand feel fabric. Seamless construction for added comfort and flexibility.

FIT SLIM
SIZES W XS - XL

LOGO CCM 3D silicone print

CONTENT 100% Nylon, 160GSM, circular knit W / Wicking treatment and quickdry

COLORS Black (12), True Navy (T9)



TTK4RA
WOMEN'S TRAINING CROP TOP

BODY / INSIDE

Features a high neck crop top, curve hugging design, racer back, wide elastic under the bust and a doubled layer front. Perforated lining and back insert to help evaporation. Hidden pocket at front chest lining.

FIT COMPRESSION
SIZES W XS - XL

LOGO CCM heat transfer label

CONTENT 78% recycled Polyester / 22% elastane interlock one side with light peach in 250g/m².

COLORS Black (12), True Navy (T9)



BOOKING ONLY
USB5RW
WOMEN'S TRAINING SPORTS BRA

BODY / OTHER

Our new women's sport bra is crafted from a premium blend of elastane and Polyester. Featuring a CCM underbust waistband for great support and comfort.

FIT FITTED
SIZES W XS - 2XL

LOGO CCM underbust waistband

CONTENT 64% Polyester / 36% Elastane

COLORS Black (12), True Navy (T9)



BOOKING ONLY
OSS5TB
WOMEN'S SHORT SLEEVE POLO

BODY / INSIDE

Elevate your team wardrobe with our updated polo. Featuring a CCM embroidered logo, this garment is a classic piqué fabric.

FIT REGULAR
SIZES W XS - XL

LOGO CCM embroidered logo

CONTENT 60% Cotton / 40% Polyester

COLORS Black (12), True Navy (T9), White (01)



NEW
PCF6TW2
WOMEN'S CUFFED JOGGER

BODY / INSIDE

Our essential everyday elasticated jogger in soft fleece is the perfect piece for going to and from the rink, gym or just lounging around! The brushed fleece interior keeps you warm and cozy. The perfect team staple.

FIT REGULAR
SIZES W XS - XL

LOGO Screen print

CONTENT 65% Polyester / 35% Cotton

COLORS Black (12), True Navy (T9), Athletic Grey (U6)



12 BLACK
T9 TRUE NAVY

PTL4RA
WOMENS TRAINING LEGGINGS

BODY / INSIDE

Features a curve hugging design, a deep cellphone pocket on the side, an adjustable waist and a hidden pocket in the front waistband.

FIT	COMPRESSION	
SIZES	W	XS - XL

LOGO CCM Heat-transfer label

CONTENT 78% recycled Polyester / 22% elastane interlock one side with light peach in 250g/m².

COLORS Black (12), True Navy (T9)



12 BLACK
T9 TRUE NAVY

NEW
SKN6RW
WOMEN'S LIGHTWEIGHT TRAINING SHORT

BODY / INSIDE

These casual shorts are soft, light, quick-drying, and designed to flatter your body, includes wicking and anti microbial treatment your new go to short.

FIT	REGULAR	
SIZES	W	2XS - 2XL

LOGO Screen print

CONTENT 88% Recycled Polyester / 12% spandex

COLORS Black (12), True Navy (T9)



T9 TRUE NAVY
12 BLACK

NEW
SKN6RW2
WOMEN'S BIKER SHORTS

BODY / INSIDE

These soft high waisted 7" bike shorts are great for working out or wearing daily, the wide waistband gives you extra comfort and stays put as you train. Made from recycled polyester spandex includes wicking and anti microbial treatment. This style provides the ultimate comfort for working out it's breathable, and fast drying.

FIT	REGULAR	
SIZES	W	2XS - 2XL

LOGO Screen print

CONTENT 78% Recycled Polyester / 22% spandex

COLORS Black (12), True Navy (T9)



12 BLACK
T9 TRUE NAVY

JRS5TW
WOMEN'S LIGHTWEIGHT RINK SUIT JACKET

BODY / INSIDE

Body: Our rink suit jacket is built with great features and benefits such as a new breathable fabric that offers a 4-way stretch, reduced noise friction and AER-TEC technology. Features include zippered side pockets, elasticated hem and cuffs for comfort. Strategic placement of interior zippers that allow access for embellishment. Designed for women.

Inside: Easy access for embellishment, pocket at the bottom and an ID label for easy identification.



FIT	REGULAR	
SIZES	W	XS - XL

LOGO Strategically positioned embroidered CCM logo provides front left side of the wearer and top back embellishment zones.

CONTENT 100% Polyester (30D Double knit+Film+50D knit)

COLORS Black (12) True Navy (T9)



12 BLACK
T9 TRUE NAVY

PRS5TW
WOMEN'S LIGHTWEIGHT RINK SUIT PANT

BODY / INSIDE

Body: Our rink suit pant is built with great features and benefits such as a new breathable fabric that offers a 4-way stretch, reduced noise friction and AER-TEC technology. Features an adjustable waistband with drawcord, zippered pockets and bottom side zippers. Designed for women.

Inside: CCM clear gel grip elastic at waist and bottom, mesh lining and zipper ID label for easy identification

FIT	REGULAR	
SIZES	W	XS - XL

LOGO Strategically positioned embroidered CCM logo

CONTENT 100% Polyester (30D Double knit+Film+50D knit)

COLORS Black (12) True Navy (T9)



NEW
JQT6TW
WOMEN'S HYBRID
QUILTED JACKET

BODY /
 INSIDE

Our hybrid jacket made of recycled poly is great for traveling from game to game or wearing indoors as a layering piece. This style provides style and comfort.

FIT	REGULAR
SIZES	W XS - 2XL

LOGO	Embroidered
CONTENT	100% Recycled Polyester
COLORS	Black (12) True Navy (T9)



BOOKING ONLY
VQT5TW
WOMEN'S TEAM
QUILTED VEST

BODY /
 INSIDE

On the rink or on the road this versatile vest is a cold weather must have, great for layering, it's light and warm. Features a CCM embroidered logo on the chest and YKK zippers at the pockets and center zip. Designed for women.

FIT	REGULAR
SIZES	W XS - XL

LOGO	CCM embroidered logo
CONTENT	100% Polyester Ripstop, DRW (Durable Water Repellent) Coating
COLORS	Black (12) True Navy (T9)



NEW
FHO6TW
WOMEN PULLOVER
HOODIE

BODY /
 INSIDE

Our signature fleece hoody offers superior quality and comfort includes pockets, embroidery details and branded tipping. It's th perfect item keeps you stylish and warm

FIT	REGULAR
SIZES	W XS - 2XL

LOGO	Embroidery
CONTENT	70% cotton / 30% Polyester
COLORS	Black (12) True navy (T9) Charcoal (19)



NEW
PPF6TW
WOMEN CUFFED
JOGGER

BODY /
 INSIDE

Our signature fleece jogger offers superior quality and comfort includes pockets, embroidery details and branded tipping. It's the perfect item keeps you stylish and warm

FIT	REGULAR
SIZES	W XS - XL

LOGO	Embroidery
CONTENT	70% Cotton / 30% Polyester
COLORS	Black (12) True Navy (T9) Red (05) Team Royal (6C) Charcoal (19)



SWV5RW2
WOMEN'S 2-IN-1
TRAINING SHORT

BODY /
 INSIDE

Our 2-in-1 shorts offer the perfect combination of style and durability. Made from 100% Polyester, the shorts feature a 3D silicone CCM logo, ventilated side panels and an adjustable drawstring.

FIT	REGULAR
SIZES	W XS - 2XL

LOGO	CCM 3D silicone print.
CONTENT	100% Polyester (top layer) 74% Polyester, 26% Elastane (inside)
COLORS	Black (12) True Navy (T9)



JWN6TW3 WOMEN'S PUFFER JACKET

BODY / INSIDE Short women's puffer jacket filled with 3M™ Thinsulate™ padding, seam sealed for extra warmth and water resistant perfect for your everyday needs

FIT	REGULAR
SIZES	W 2XS - 2XL

LOGO	Embroidered
CONTENT	100% Recycled Polyester
COLORS	Black (12) True Navy (T9)



JWN6TW2 WOMEN'S WINTER COAT

BODY / INSIDE Seam-sealed construction for enhanced weather protection, 3M™ Thinsulate™ for warmth, water repellant and adjustable waist are just a few great features that make our new women's coat great! Offers an embroidered and a cool ccm patch on the sleeve and made of recycled polyester.

FIT	REGULAR
SIZES	W 2XS - 2XL

LOGO	Embroidered
CONTENT	100% Recycled Polyester
COLORS	Black (12) True Navy (T9)



FHO6LW WOMEN TECH FLEECE PULLOVER HOODIE

BODY / INSIDE Our stylish hoodie is a wardrobe staple made of tech fleece using recycled polyester it will keep you stylish without adding bulk to your look, includes our embroidered CCM logo.

FIT	REGULAR
SIZES	W XS - 2XL

LOGO	Embroidery
CONTENT	42% Polyester / 40% Recycled Polyester 12% Rayon / 6% Spandex
COLORS	Black (12) True navy (T9) Charcoal (19)



FFZ6LW WOMEN TECH FLEECE FULL ZIP TOP

BODY / INSIDE Sleek and stylish our locker room women's tech fleece zip up jacket is made of recycled polyester and will keep you stylish without adding bulk to your look, includes our embroidered ccm logo and branded zipper pulls.

FIT	REGULAR
SIZES	W 2XS - 2XL

LOGO	Embroidery
CONTENT	42% Polyester / 40% Recycled Polyester 12% Rayon / 6% Spandex
COLORS	Black (12) True navy (T9) Charcoal (19)



PCF6LW WOMEN TECH FLEECE CUFFED JOGGER

BODY / INSIDE These classic tech fleece women's cuffed joggers are comfortable and stylish, made of tech fleece and using recycled polyester, they look great in and out of the locker room, includes a ccm embroidery and branded zipper pulls.

FIT	REGULAR
SIZES	W 2XS - 2XL

LOGO	Embroidery
CONTENT	42% Polyester / 40% Recycled Polyester 12% Rayon / 6% Spandex
COLORS	Black (12) True Navy (T9) Charcoal (19)

12
BLACK201 BOOKING ONLY
OAT MILK108 BOOKING ONLY
BLANC DE BLANC

FH051B ATHLEISURE WOMEN'S FLEECE HOODIE

BODY /
INSIDE

The perfect hoodie with an updated women's fit for everyday use. A soft cotton fleece hood with brushed inside for extra coziness. Big and bold CCM print on sleeve and a smaller print on the chest showing you are part of the CCM family.


FIT REGULAR

SIZES W XS - XL

LOGO CCM printed logo

CONTENT 60% Cotton, 40% Polyester

COLORS Black [12]

BOOKING ONLY Oat milk [201]
Blanc de Blanc [108]221
LIGHT GREY
MELANGE

FCR51B ATHLEISURE WOMEN'S FLEECE CREWNECK

BODY /
INSIDE

A great new relaxed fit crew with a soft cotton and brushed inside for extra coziness. Big and bold CCM logo print on the chest showing you are part of the CCM family.

FIT REGULAR

SIZES W XS - XL

LOGO CCM printed logo

CONTENT 60% Cotton, 40% Polyester

COLORS Light Grey Melange [221]

12
BLACK

PFP51B ATHLEISURE WOMEN'S FLEECE JOGGER

BODY /
INSIDE

Our new jogger can be matched with all our amazing tops. The jogger has an updated fit adjusted for our CCM women and is made from a soft cotton fleece with a soft brushed inside and cuffed at bottom. There is a print on the left side pocket and draw cord at waist.

FIT REGULAR

SIZES W S - XL

LOGO CCM printed logo

CONTENT 60% Cotton, 40% Polyester

COLORS Black [12]

12
BLACK108
BLANC DE
BLANC

TSS51B ATHLEISURE WOMEN'S SHORT SLEEVE TEE

BODY /
INSIDE

Update your wardrobe with a great t-shirt that combines breathability and the comfort of cotton making it a perfect casual wear piece.

FIT REGULAR

SIZES W XS - XL

LOGO CCM printed logo

CONTENT 64% cotton, 36% Polyester

COLORS Black [12], Blanc de Blanc [108]

CUSTOMIZE YOUR ONE-PIECE BOOT



THE ULTIMATE FIT

FOOT MOLD CREATION



WITH THE HELP OF THE CCM 3D FIT SCANNER, WE RECREATE A MOLD OF YOUR EXACT FOOT SHAPE TO ACHIEVE THE BEST-POSSIBLE FIT FOR YOUR GAME.



CHOOSE YOUR CUSTOM OPTIONS

STEP 1

GET FIT USING THE CCM 3D FIT SCANNER



STEP 2

SELECT YOUR CUSTOM ONE-PIECE BOOT

STEP 3

SELECT YOUR STEEL

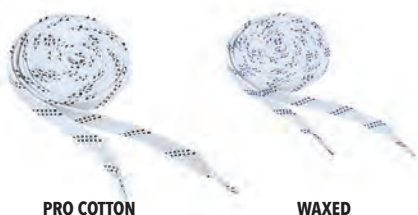


STEP 4

SELECT YOUR TONGUE

STEP 5

SELECT YOUR LACES.



STEP 6

CUSTOMIZE COLOURS AND ADD YOUR NUMBER.

YOUR CCM SKATES, UNLIMITED

EVERY PLAYER'S FEET ARE UNIQUE.
NOW, FIND YOUR FIT IN ANY
CCM SKATE MODEL.

SKATEFITPROFILE

STEP 1 - SELECT THE PERFORMANCE YOU'RE LOOKING TO MAXIMIZE

JETSPEED

AGILITY

HYBRID FEATURES
ALL-AROUND SPEED



TACKS

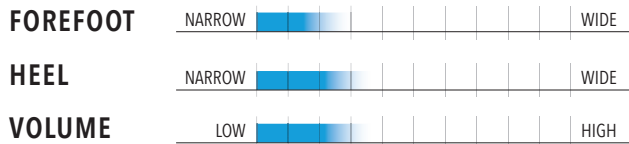
POWER

LONG, STRONG STRIDES
MAXIMIZED FORCE GENERATION

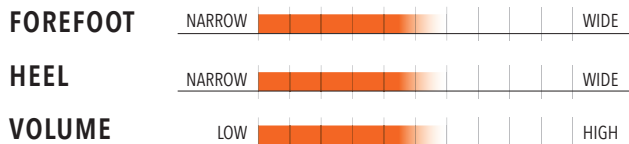


STEP 2 - SELECT ANY CCM FIT THAT BEST SUITS YOUR FOOT

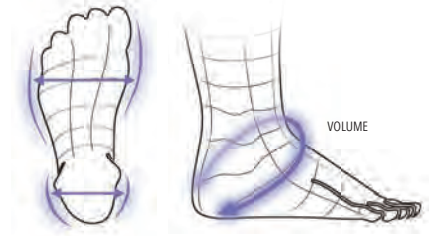
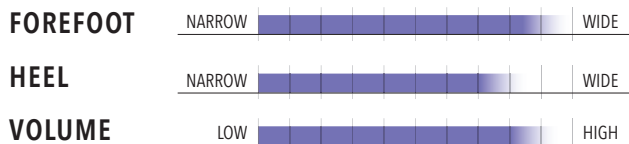
TAPERED FIT



REGULAR FIT



WIDE FIT



STEP 3 - PERSONALIZE YOUR FIT WITH MICRO ADJUSTMENTS

THE COMPOSITE MATERIALS USED IN ALL CCM ELITE SKATES ARE ULTRA-RESPONSIVE TO HEAT AND ALLOW THE BOOT TO EFFORTLESSLY ADAPT AND WRAP AROUND THE UNIQUE CURVES OF YOUR FOOT. USE THE CCM HEATING INSTRUCTIONS TO RELIEVE ANY MINOR PRESSURE POINTS AND PERSONALIZE YOUR FIT.



VIZION
SKATES

**LIGHT YEARS
AHEAD**

EXPERIENCE THE
FUTURE OF SKATING



PRECISION FIT

EXPERIENCE CCM'S NEW CORE BOOT TECHNOLOGY, FEATURING A CLOSE TO THE FOOT, ONE-PIECE BOOT CONSTRUCTION FOR MAXIMUM WRAP.

ULTIMATE CONNECTION TO THE ICE

BENEFIT FROM EXTREME RESPONSIVENESS, NIMBLENESS, AND INSTANT POWER TRANSFER.

SCULPTED DESIGN

SLEEK AND PROFILED GEOMETRY WITH PERFORMANCE FOCUSED COMPONENTS.



NEW
SKVZ
VIZION
SKATES

HEAT MOLDABLE

SIZES **SR - FULL/HALF** **INT - FULL/HALF**
7 - 12 REGULAR 4 - 6.5 REGULAR
7 - 10.5 TAPERED 4 - 6.5 TAPERED
7 - 10.5 WIDE 4 - 6.5 WIDE

NEW
SKVZ
VIZION - JR
SKATES

HEAT MOLDABLE

SIZES **JR - FULL/HALF**
1 - 3.5 REGULAR

BOOT MATERIAL
CORE TECHNOLOGY
Experience the future of skating through the new CORE BOOT. Close to foot feel, One-Piece boot power transfers, Reactive lightweight materials and an Ergonomic shape come together to deliver the ultimate performance.

BOOT MATERIAL
CORE TECHNOLOGY
Experience the future of skating through the new CORE BOOT. Close to foot feel, One-Piece boot power transfers, Reactive lightweight materials and an Ergonomic shape come together to deliver the ultimate performance.

LINER
TOTALDRI PRO
High-performance moisture-wicking material keeps feet dry and skates light, while antimicrobial treatment fights odor and bacteria.

LINER
TOTALDRI PRO
High-performance moisture-wicking material keeps feet dry and skates light, while antimicrobial treatment fights odor and bacteria.

ANKLE PADDING & COMFORT
DIRECT-ICE ANKLE PADS
Engineered for the elite skater, DIRECT-ICE ankle pads feature a new, super-responsive and slim design that revolutionizes your performance. Feel every subtle movement and react instantly, as DIRECT-ICE ankle pads ensure every powerful stride translates directly into unmatched acceleration and agility.

ANKLE PADDING & COMFORT
DIRECT-ICE ANKLE PADS
Engineered for the elite skater, DIRECT-ICE ankle pads feature a new, super-responsive and slim design that revolutionizes your performance. Feel every subtle movement and react instantly, as DIRECT-ICE ankle pads ensure every powerful stride translates directly into unmatched acceleration and agility.

TONGUE
ADPT ELITE TONGUE
Introducing the ADPT ELITE tongue, a revolutionary lightweight design engineered for ultimate performance. Maximize energy transfers on every stride through an optimal forward flexion, with proven, pro-favored CCM lacebite technology.

TONGUE
ADPT ELITE TONGUE
Introducing the ADPT ELITE tongue, a revolutionary lightweight design engineered for ultimate performance. Maximize energy transfers on every stride through an optimal forward flexion, with proven, pro-favored CCM lacebite technology.

FOOTBED
CCM PRO PULSE INSOLE
Engineered to enhance your on-ice performance, the new CCM PRO PULSE ultralight insoles deliver explosive power, unmatched stability, and custom comfort.

FOOTBED
MOLDED CCM ORTHOLITE WITH GRIP PRINT
Ultra-lightweight, molded fit, and enhanced comfort.

HOLDER
SPEEDBLADE XS, ENHANCED DIAL & OVERSIZED HOLDERS
Quick-release holder and blade lock system featuring improved dial, for easier grip and quicker runner changes on the fly. Pro inspired oversized holders generate a smoother, effortless glide to each stride.

HOLDER
SPEEDBLADE XS
CCM quick-release holder with metal pin blade lock system.

RUNNER
STEP BLACKSTEEL
Highest quality standards steel with Diamond-Like Carbon (DLC) coating for superior glide and edge life. +4mm height over standard runners for more longevity.

RUNNER
STEP BLACKSTEEL
Highest quality standards steel with Diamond-Like Carbon (DLC) coating for superior glide and edge life. +4mm height over standard runners for more longevity.

TACKS XR SKATES

GET READY TO DOMINATE THE ICE WITH THE NEW TACKS XR SKATE LINEUP, ENGINEERED TO ELEVATE EVERY STRIDE AND TURN. LEADING THE CHARGE, THE TACKS XR IS AN NHL CALIBER FORCE, FEATURING OUR REVOLUTIONARY RFM POWER COMPOSITE FOR ENHANCED DURABILITY AND THE SIGNATURE TACKS STIFFNESS PROFILE. BENEFIT FROM AMPLIFIED POWER AND EXPLOSIVENESS IN EVERY STRIDE, DRIVEN BY THE ONE-PIECE BOOT CONSTRUCTION AND A NEW TO TACKS INTERNAL ATTACKING PITCH THAT MAKES YOU QUICKER ON YOUR TOES, READY TO ACCELERATE AND REACT LIKE NEVER BEFORE.

SIGNIFICANT IMPROVEMENTS HAVE ALSO BEEN MADE FOR THE XR90 AND XR80, THROUGH THE NEW CORE BOOT TECHNOLOGY. EXPERIENCE THE ULTIMATE PERFORMANCE FEEL, TAILORED COMFORT, AND UNMATCHED LIGHTNESS IN THE EVOLVED CCM ONE-PIECE BOOT CONSTRUCTION.



TECH 001

TACKS XR: ELITE LEVEL TACKS SKATE

FEATURING THE NHL-CALIBER RFM POWER COMPOSITE MATERIAL, WITH ENHANCED DURABILITY AND TACKS STIFFNESS PROFILE. BENEFIT FROM AMPLIFIED POWER AND EXPLOSIVENESS WITH EVERY STRIDE WITH CCM'S AMPLIFIED ONE-PIECE BOOT CONSTRUCTION, AND INTERNAL ATTACKING PITCH.



TECH 001

TACKS XR90: PREMIUM SKATE WITH ELITE SPECS

BUILT WITH THE NEW CORE TECHNOLOGY, DELIVERING THE ULTIMATE PERFORMANCE FIT & FEEL, THE XR90 FEATURES ELITE LEVEL BLACK COATED RUNNERS,, WITH PREMIUM ADAPT TONGUE AND TENDON COMPONENTS.

TECH 001

TACKS XR80: COMFORT MEETS PERFORMANCE

BUILT WITH THE NEW CORE TECHNOLOGY, DELIVERING THE ULTIMATE PERFORMANCE FIT & FEEL, THE XR80 PROVIDES UNMATCHED OUT OF THE BOX COMFORT AND PERFORMANCE.





NEW

SKXR TACKS XR SKATES

HEAT MOLDABLE

SIZES	SR - FULL/HALF	INT - FULL/HALF	YT	SEE PAGE 46
	7 - 12 REGULAR	4 - 6.5 REGULAR		
	7 - 10.5 TAPERED	4 - 6.5 TAPERED		
	7 - 10.5 WIDE	4 - 6.5 WIDE		

BOOT
MATERIAL

RFM POWER COMPOSITE

NHL-caliber lightweight composite material, with enhanced durability and Tacks stiffness profile. Higher in-step volume, delivers a more generous fit in the midfoot. Amplified power from every stride with CCM's One-Piece Boot construction, and an increased pitch angle for a more aggressive stance.

LINER

TOTALDRI PRO

High-performance moisture-wicking material keeps feet dry and skates light, while antimicrobial treatment fights odor and bacteria.

ANKLE PADDING
& COMFORT

ADPT MEMORY FOAM AND SEAMLESS COMFORT

Multi-layered configuration with denser ADPT Memory Foam ankle pads creates a comfortable and snug skate interior.

TONGUE

ADPT COMFORT TONGUE

Molded core, ADPT Memory foam wrap your foot for ultimate feel and comfort. FlexMotion lace-bite design maximizes forward flexion.

FOOTBED

MOLDED FOOTBED WITH ADPT MEMORY FOAM

Ultra-lightweight comfort while providing maximum feedback to the player. Molded fit for optimal foot positioning.

HOLDER

SPEEDBLADE XS WITH ENHANCED DIAL

Quick-release holder and blade lock system featuring improved dial, for easier grip and quicker runner changes on the fly.

RUNNER

STEP STEEL

Highest quality standards steel with precise profile and thickness for better edge control. +4mm height over standard runners for more longevity.

SKXR - LAUNCH DATE

NEW

SKXR90 TACKS XR90 SKATES

HEAT MOLDABLE

SIZES	SR - FULL/HALF	INT - FULL/HALF	JR	SEE PAGE 43
	7 - 11.5 REGULAR	4 - 6.5 REGULAR	YT	SEE PAGE 46
	7 - 10 WIDE	4 - 6.5 WIDE		

BOOT
MATERIAL

CORE TECHNOLOGY

Experience the future of skating through the new CORE BOOT.

Close to foot feel, One-Piece boot power transfers, Reactive lightweight materials and an Ergonomic shape come together to deliver the ultimate performance

LINER

TOTALDRI PRO

High-performance moisture-wicking material keeps feet dry and skates light, while antimicrobial treatment fights odor and bacteria.

ANKLE PADDING
& COMFORT

ADPT MEMORY FOAM AND SEAMLESS COMFORT

Multi-layered configuration with denser ADPT Memory Foam ankle pads creates a comfortable and snug skate interior.

TONGUE

ADPT COMFORT TONGUE

Molded core, ADPT Memory foam wrap your foot for ultimate feel and comfort. FlexMotion lace-bite design maximizes forward flexion.

FOOTBED

CCM MOLDED

Ultra-lightweight, molded fit, and enhanced comfort.

HOLDER

SPEEDBLADE XS

CCM quick-release holder with metal pin blade lock system.

RUNNER

XS1 PRO BLACK STAINLESS

Taller blade (+4mm over a standard runner), with the new XS1 Pro Black coating. Giving you better attack angles and improved longevity while the stainless steel provides a long-lasting edge, all for improved skating performance.

SKXR90 - LAUNCH DATE



NEW

SKXR80 TACKS XR80 SKATES

HEAT MOLDABLE

SIZES **SR - FULL/HALF** **INT - FULL/HALF**
7 - 11.5 REGULAR 4 - 6.5 REGULAR
7 - 10 WIDE 4 - 6.5 WIDE

BOOT MATERIAL

CORE TECHNOLOGY

Experience the future of skating through the new CORE BOOT.

Close to foot feel, One-Piece boot power transfers, Reactive lightweight materials and an Ergonomic shape come together to deliver the ultimate performance

LINER

TOTALDRI PRO

High-performance moisture-wicking material keeps feet dry and skates light, while antimicrobial treatment fights odor and bacteria.

ANKLE PADDING & COMFORT

ADPT MEMORY FOAM AND SEAMLESS COMFORT

Multi-layered configuration with denser ADPT Memory Foam ankle pads creates a comfortable and snug skate interior.

TONGUE

7MM FELT TONGUE WITH INJECTED LACEBITE

Dual-layer construction with injected lacebite protection.

FOOTBED

MOLDED CCM ORTHOLITE

Ultra-lightweight, molded fit, and enhanced comfort.

HOLDER

SPEEDBLADE XS

CCM quick-release holder with metal pin blade lock system.

RUNNER

XS1 PRO STAINLESS

Taller blade (+4mm over a standard runner) gives you better attack angles and improved longevity while the stainless steel provides a long-lasting edge, all for improved skating performance.

SKXR80 - LAUNCH DATE

NEW

SKXR70 TACKS XR70 SKATES

HEAT MOLDABLE

SIZES **SR - FULL/HALF** **INT - FULL/HALF** **JR** SEE PAGE 43
7 - 11.5 REGULAR 4 - 6.5 REGULAR
7 - 10 WIDE 4 - 6.5 WIDE

BOOT MATERIAL

SYNTHETIC COMFORT

Ergonomic fit, in a lightweight, durable boot. Players get more direct energy transfer and a closer fit for faster strides. Built with CCM'S One-Piece Boot technology, amplifying power transfers and explosiveness in every stride.

LINER

TOTALDRI PRO

High-performance moisture-wicking material keeps feet dry and skates light, with superior odor protection. The thickness wraps the foot smoothly and is resistant over time.

ANKLE PADDING & COMFORT

ADPT MEMORY FOAM AND SEAMLESS COMFORT

Multi-layered configuration with denser ADPT Memory Foam ankle pads creates a comfortable and snug skate interior.

TONGUE

7MM FELT TONGUE WITH INJECTED LACEBITE

Dual-layer construction with injected lacebite protection.

FOOTBED

CCM ORTHOLITE

Ultra-lightweight and enhanced comfort.

HOLDER

SPEEDBLADE XS

CCM quick-release holder with metal pin blade lock system.

RUNNER

CCM XS1

Stainless steel runner.

SKXR70 - LAUNCH DATE



NEW

**SKXR90
TACKS XR90 - JR
SKATES**

HEAT MOLDABLE

SIZES **JR - FULL/HALF**
1 - 3.5 REGULAR

NEW

**SKXR90
TACKS XR80 - JR
SKATES**

HEAT MOLDABLE

SIZES **JR - FULL/HALF**
1 - 3.5 REGULAR

NEW

**SKXR70
TACKS XR70 - JR
SKATES**

HEAT MOLDABLE

SIZES **JR - FULL/HALF**
1 - 3.5 REGULAR

BOOT MATERIAL
CORE TECHNOLOGY
Experience the future of skating through the new CORE BOOT.
Close to foot feel, One-Piece boot power transfers, Reactive lightweight materials and an Ergonomic shape come together to deliver the ultimate performance.

BOOT MATERIAL
CORE TECHNOLOGY
Experience the future of skating through the new CORE BOOT.
Close to foot feel, One-Piece boot power transfers, Reactive lightweight materials and an Ergonomic shape come together to deliver the ultimate performance.

QUARTER PACKAGE
SYNTHETIC COMFORT
Ergonomic fit, in a lightweight, durable boot. Players get more direct energy transfer and a closer fit for faster strides. Built with CCM's One-Piece Boot technology, amplifying power transfers and explosiveness in every stride.

LINER
TOTALDRI PRO
High-performance moisture-wicking material keeps feet dry and skates light, while antimicrobial treatment fights odor and bacteria.

LINER
TOTALDRI PRO
High-performance moisture-wicking material keeps feet dry and skates light, while antimicrobial treatment fights odor and bacteria.

ANKLE PADDING & COMFORT
ADPT MEMORY FOAM AND SEAMLESS COMFORT
Multi-layered configuration with denser ADPT Memory Foam ankle pads creates a comfortable and snug skate interior.

ANKLE PADDING & COMFORT
ADPT MEMORY FOAM AND SEAMLESS COMFORT
Multi-layered configuration with denser ADPT Memory Foam ankle pads creates a comfortable and snug skate interior.

ANKLE PADDING & COMFORT
ADPT MEMORY FOAM AND SEAMLESS COMFORT
Multi-layered configuration with denser ADPT Memory Foam ankle pads creates a comfortable and snug skate interior.

TONGUE
7MM FELT TONGUE WITH INJECTED LACEBITE
Dual-layer construction with injected lacebite protection.

TONGUE
ADPT COMFORT TONGUE
Molded core, ADPT Memory foam wrap your foot for ultimate feel and comfort. FlexMotion lace-bite design maximizes forward flexion.

TONGUE
FELT TONGUE WITH INJECTED LACEBITE
Single layer construction with injected lacebite protection.

FOOTBED
CCM DIE-CUT
Lightweight footbed providing support and comfort.

FOOTBED
CCM MOLDED
Ultra-lightweight, molded fit, and enhanced comfort.

FOOTBED
MOLDED CCM ORTHOLITE
Ultra-lightweight, molded fit, and enhanced comfort.

HOLDER
SPEEDBLADE XS
CCM quick-release holder with metal pin blade lock system.

HOLDER
SPEEDBLADE XS
CCM quick-release holder with metal pin blade lock system.

HOLDER
SPEEDBLADE XS
CCM quick-release holder with metal pin blade lock system.

RUNNER
CCM XS1
Stainless steel runner.

RUNNER
XS1 PRO BLACK STAINLESS
Taller blade (+4mm over a standard runner), with the new XS1 Pro Black coating. Giving you better attack angles and improved longevity while the stainless steel provides a long-lasting edge, all for improved skating performance.

RUNNER
XS1 PRO STAINLESS
Taller blade (+4mm over a standard runner) gives you better attack angles and improved longevity while the stainless steel provides a long-lasting edge, all for improved skating performance.

SKXR90 - JR - LAUNCH DATE

SKXR80 - JR - LAUNCH DATE

SKXR70 - JR - LAUNCH DATE



SKFT8P
JETSPEED FT8 PRO - JR
 SKATES

HEAT MOLDABLE

SIZES **JR - FULL/HALF**
 1 - 3.5 REGULAR

SK890
JETSPEED FT890 - JR
 SKATES

HEAT MOLDABLE

SIZES **JR - FULL/HALF**
 1 - 3.5 REGULAR

BOOT MATERIAL

RFM COMPOSITE BLEND WITH SUPER SKIN
 Optimized stiffness and long-term durability. With dark chrome graphics that creates a rich look - just like the pros! Built with CCM'S One-Piece Boot technology, amplifying power transfers and explosiveness in every stride.

BOOT MATERIAL

RFM COMPOSITE BLEND
 Optimized stiffness and long-term durability. Built with CCM'S One-Piece Boot technology, amplifying power transfers and explosiveness in every stride.

LINER

TOTALDRI PRO
 High-performance moisture-wicking material keeps feet dry and skates light, while antimicrobial treatment fights odor and bacteria.

LINER

TOTALDRI PRO
 High-performance moisture-wicking material keeps feet dry and skates light, with superior odor protection. The thickness wraps the foot smoothly and is resistant over time.

ANKLE PADDING & COMFORT

ADPT MEMORY FOAM AND SEAMLESS COMFORT
 Multi-layered configuration with denser ADPT Memory Foam ankle pads creates a comfortable and snug skate interior.

ANKLE PADDING & COMFORT

ADPT MEMORY FOAM AND SEAMLESS COMFORT
 Multi-layered configuration with denser ADPT Memory Foam ankle pads creates a comfortable and snug skate interior.

TONGUE

ADPT COMFORT TONGUE WITH RIBBED CENTER CHANNEL
 Molded core, ADPT Memory foam and new ribbed central channel wrap your foot for ultimate feel and comfort. FlexMotion lace-bite design maximizes forward flexion.

TONGUE

5MM FELT TONGUE WITH INJECTED LACEBITE
 Dual-layer construction with injected lacebite protection.

FOOTBED

MOLDED CCM ORTHOLITE WITH GRIP PRINT
 Ultra-lightweight, molded fit, and enhanced comfort.

FOOTBED

MOLDED CCM ORTHOLITE
 Ultra-lightweight, molded fit, and enhanced comfort.

HOLDER

SPEEDBLADE XS
 CCM quick-release holder with metal pin blade lock system.

HOLDER

SPEEDBLADE XS
 CCM quick-release holder with metal pin blade lock system.

RUNNER

STEP BLACKSTEEL
 Highest quality standards steel with Diamond-Like Carbon (DLC) coating for superior glide and edge life. +4mm height over standard runners for more longevity.

RUNNER

XS1 PRO STAINLESS
 Taller blade (+4mm over a standard runner) gives you better attack angles and improved longevity while the stainless steel provides a long-lasting edge, all for improved skating performance.



SK870
JETSPEED FT870 - JR
 SKATES

SIZES **JR - FULL/HALF**
 1 - 3.5 REGULAR



SK860
JETSPEED FT860 - JR
 SKATES

SIZES **JR - FULL/HALF**
 1 - 3.5 REGULAR

BOOT MATERIAL **SYNTHETIC COMPOSITE**
 Ergonomic fit, in a lightweight, durable boot with additional support.

ANKLE PADDING & COMFORT **ADPT MEMORY FOAM**
 Multi-layered configuration with denser ADPT Memory Foam ankle pads creates a comfortable and snug skate interior.

TONGUE **5MM FELT TONGUE WITH INJECTED LACEBITE**
 Single layer construction with injected lacebite protection.

FOOTBED **CCM ORTHOLITE**
 Ultra-lightweight and enhanced comfort.

HOLDER **SPEEDBLADE XS**
 CCM quick-release holder with metal pin blade lock system.

RUNNER **CCM XS1**
 Stainless steel runner.

BOOT MATERIAL **SYNTHETIC COMPOSITE**
 Ergonomic fit, in a lightweight, durable boot.

ANKLE PADDING & COMFORT **ADPT MEMORY FOAM**
 Multi-layered configuration with denser ADPT Memory Foam ankle pads creates a comfortable and snug skate interior.

TONGUE **5MM FELT TONGUE WITH 3D MESH LACEBITE**
 Single layer construction with lacebite protection.

FOOTBED **CCM ORTHOLITE**
 Ultra-lightweight and enhanced comfort.

HOLDER **CCM SPEEDBLADE**
 Sturdy holder with optimal flex profile.

RUNNER **PRE-SHARPENED STAINLESS STEEL RUNNERS**
 Stainless steel runner pre-sharpened for added convenience and ready to use.



SIZE
13 - 13.5

NEW
SKXR / SKXRY
TACKS XR - YTH
SKATES

SIZES **YT - FULL** **YT - FULL/HALF**
8 - 10 REGULAR 11 - 13.5 REGULAR

BOOT MATERIAL SYNTHETIC COMPOSITE WITH CUSTOM COLOR DECALS Durable boot with extra reinforcement to provide necessary support and flex for the kids. Includes four color custom decal options to tailor the boot graphic to your team!

LINER, COMFORT & ANKLE PADDING SUBLIMATED HD MICROFIBER LINER WITH COMFORTABLE ANKLE PADS Sublimated liner gives the skate a technical, welcoming interior while the ankle pads positioning provides a good balance between comfort and necessary support to learn to skate.

TONGUE ADPT COMFORT TONGUE WITH 3D MESH LACEBITE Molded core, ADPT Memory foam and 5mm felt wrap your foot for ultimate feel and comfort. FlexMotion lace-bite design maximizes forward flexion.

FOOTBED CCM MOLDED Ultra-lightweight, molded fit, and enhanced comfort.

HOLDER & RUNNER SIZE 8-12.5: Sturdy holder with black coated runner for maximum stability and awesome looks.

SIZE 13-13.5: Quick release holder with XS1 Pro Black runners, black coating and 4mm taller height over standard runners.

SKXR - YT - LAUNCH DATE



SIZE
8 - 12.5

NEW
SKXR90
TACKS XR90 - YTH
SKATES

SIZES **YT - FULL**
8 - 13 REGULAR

BOOT MATERIAL SYNTHETIC COMPOSITE WITH CUSTOM COLOR DECALS Durable boot with extra reinforcement to provide necessary support and flex for the kids. Includes four color custom decal options to tailor the boot graphic to your team!

LINER, COMFORT & ANKLE PADDING HD MICROFIBER LINER WITH COMFORTABLE ANKLE PADS Ankle pads positioning provides a good balance between comfort and necessary support to learn to skate.

TONGUE 5MM FELT TONGUE WITH 3D MESH LACEBITE Single layer construction with lacebite protection.

FOOTBED CCM DIE-CUT Lightweight footbed providing support and comfort.

HOLDER & RUNNER CCM SPEEDBLADE WITH STAINLESS STEEL PRE-SHARPENED RUNNERS Sturdy holder with pre-sharpened runners for added convenience and ready to use.

SKXR90 - YT - LAUNCH DATE



SIZE
13 - 13.5

SKFT8P
JETSPEED FT8 PRO - YTH
SKATES

SIZES **YT - FULL** **YT - FULL/HALF**
8 - 10 REGULAR 11 - 13.5 REGULAR

BOOT MATERIAL	SYNTHETIC COMPOSITE WITH FAUX CARBON SKIN	Durable boot with extra reinforcement to provide necessary support and flex for the kids. Chrome and graphics to look like the pros!
LINER, COMFORT & ANKLE PADDING	SUBLIMATED HD MICROFIBER LINER WITH COMFORTABLE ANKLE PADS	Sublimated liner gives the skate a technical, welcoming interior while the ankle pads positioning provides a good balance between comfort and necessary support to learn to skate.
TONGUE	ADPT COMFORT TONGUE WITH 3D MESH LACEBITE	Molded core, ADPT Memory foam and 5mm felt wrap your foot for ultimate feel and comfort. FlexMotion lace-bite design maximizes forward flexion.
FOOTBED	MOLDED CCM ORTHOLITE	Ultra-lightweight, molded fit to keep the foot in place, and enhanced comfort.
HOLDER & RUNNER	SIZE 8-12.5 CCM SPEEDBLADE WITH BLACK COATED RUNNER	Sturdy holder with black coated runner for maximum stability and awesome looks.
	SIZE 13-13.5 SPEEDBLADE XS WITH STEP STEEL RUNNER	Quick release holder with STEP STEEL highest quality standards and 4mm taller height over standard runners.



SIZE
8 - 12.5

SK890
JETSPEED FT890 - YTH
SKATES

SIZES **YT - FULL**
8 - 13 REGULAR



BOOT MATERIAL	SYNTHETIC COMPOSITE WITH FAUX CARBON SKIN	Durable boot with extra reinforcement to provide necessary support and flex for the kids.
LINER, COMFORT & ANKLE PADDING	HD MICROFIBER LINER WITH COMFORTABLE ANKLE PADS	Ankle pads positioning provides a good balance between comfort and necessary support to learn to skate.
TONGUE	5MM FELT TONGUE WITH 3D MESH LACEBITE	Single layer construction with lacebite protection.
FOOTBED	CCM ORTHOLITE	Ultra-lightweight and enhanced comfort.
HOLDER & RUNNER	CCM SPEEDBLADE WITH STAINLESS STEEL PRE-SHARPENED RUNNERS	Sturdy holder with pre-sharpened runners for added convenience and ready to use.



SKFT8P JETSPEED FT8 PRO SKATES

HEAT MOLDABLE

SIZES	SR - FULL/HALF	INT - FULL/HALF	JR	SEE PAGE 44
7 - 12	REGULAR	4 - 6.5 REGULAR	YT	SEE PAGE 47
7 - 12	TAPERED	4 - 6.5 TAPERED		
7 - 12	WIDE <small>BOOKING ONLY</small>	4 - 6.5 WIDE <small>BOOKING ONLY</small>		

SKFT8 JETSPEED FT8 SKATES

HEAT MOLDABLE

SIZES	SR - FULL/HALF	INT - FULL/HALF		
7 - 11.5	REGULAR	4 - 6.5 REGULAR		
7 - 11.5	TAPERED	4 - 6.5 TAPERED		
7 - 11.5	WIDE <small>BOOKING ONLY</small>	4 - 6.5 WIDE <small>BOOKING ONLY</small>		

BOOT MATERIAL FORS™ COMPOSITE - JETSPEED STIFFNESS PROFILE
Exclusive to CCM Hockey, FORS composite premium materials are weaved together with a high-end core. The rigidity improves the weight-to-stiffness ratio for agility and long-lasting performance. Built with CCM'S One-Piece Boot technology, amplifying power transfers in every stride, and an increased pitch angle for a more aggressive stance.

BOOT MATERIAL MOLDED RFM COMPOSITE
NHL-caliber composite material, lightweight, with enhanced durability. Built with CCM'S One-Piece Boot technology, amplifying power transfers in every stride, and an increased pitch angle for a more aggressive stance.

LINER TOTALDRI PRO
High-performance moisture-wicking material keeps feet dry and skates light, while antimicrobial treatment fights odor and bacteria.

LINER TOTALDRI PRO
High-performance moisture-wicking material keeps feet dry and skates light, while antimicrobial treatment fights odor and bacteria.

ANKLE PADDING & COMFORT ADPT MEMORY FOAM AND SEAMLESS COMFORT
Multi-layered configuration with denser ADPT Memory Foam ankle pads creates a comfortable and snug skate interior. Secured and natural foot position to avoid long term fatigue.

ANKLE PADDING & COMFORT ADPT MEMORY FOAM AND SEAMLESS COMFORT
Multi-layered configuration with denser ADPT Memory Foam ankle pads creates a comfortable and snug skate interior. Secured and natural foot position to avoid long term fatigue.

TONGUE ADPT COMFORT TONGUE WITH RIBBED CENTER CHANNEL
Molded core, ADPT Memory foam and new ribbed central channel wrap your foot for ultimate feel and comfort. FlexMotion lace-bite design maximizes forward flexion.

TONGUE ADPT COMFORT TONGUE
Molded core, ADPT Memory foam wrap your foot for ultimate feel and comfort. FlexMotion lace-bite design maximizes forward flexion.

FOOTBED MOLDED FOOTBED WITH ADPT MEMORY FOAM
Ultra-lightweight comfort while providing maximum feedback to the player. Molded fit for optimal foot positioning - with heel grip to keep it there.

FOOTBED MOLDED FOOTBED WITH ADPT MEMORY FOAM
Ultra-lightweight comfort while providing maximum feedback to the player. Molded fit for optimal foot positioning.

HOLDER SPEEDBLADE XS WITH ENHANCED DIAL
Quick-release holder and blade lock system featuring improved dial, for easier grip and quicker runner changes on the fly.

HOLDER SPEEDBLADE XS WITH ENHANCED DIAL
Quick-release holder and blade lock system featuring improved dial, for easier grip and quicker runner changes on the fly.

RUNNER STEP BLACKSTEEL
Highest quality standards steel with Diamond-Like Carbon (DLC) coating for superior glide and edge life. +4mm height over standard runners for more longevity.

RUNNER STEP STEEL
Highest quality standards steel with precise profile and thickness for better edge control. +4mm height over standard runners for more longevity.



SK890
JETSPEED FT890
SKATES

HEAT MOLDABLE

SIZES **SR - FULL/HALF** **INT - FULL/HALF** **JR** SEE PAGE 44
7 - 11.5 REGULAR 4 - 6.5 REGULAR **YT** SEE PAGE 47
7 - 10 WIDE 4 - 6.5 WIDE

SK880
JETSPEED FT880
SKATES

HEAT MOLDABLE

SIZES **SR - FULL/HALF** **INT - FULL/HALF**
7 - 11.5 REGULAR 4 - 6.5 REGULAR
7 - 10 WIDE 4 - 6.5 WIDE

BOOT MATERIAL **RFM COMPOSITE BLEND WITH SUPER SKIN**
Optimized stiffness and long-term durability. With dark chrome graphics that creates a rich look - just like the pros! Built with CCM'S One-Piece Boot technology, amplifying power transfers in every stride, and an increased pitch angle for a more aggressive stance.

BOOT MATERIAL **SYNTHETIC COMPOSITE**
Ergonomic fit, in a lightweight, durable boot with additional support. Built with CCM'S One-Piece Boot technology, amplifying power transfers in every stride, and an increased pitch angle for a more aggressive stance.

LINER **TOTALDRI PRO**
High-performance moisture-wicking material keeps feet dry and skates light, with superior odor protection. The thickness wraps the foot smoothly and is resistant over time.

LINER **TOTALDRI PRO**
High-performance moisture-wicking material keeps feet dry and skates light, with superior odor protection. The thickness wraps the foot smoothly and is resistant over time. Built with CCM'S One-Piece Boot technology, amplifying power transfers in every stride, and an increased pitch angle for a more aggressive stance.

ANKLE PADDING & COMFORT **ADPT MEMORY FOAM AND SEAMLESS COMFORT**
Multi-layered configuration with denser ADPT Memory Foam ankle pads creates a comfortable and snug skate interior. Secured and natural foot position to avoid long term fatigue.

ANKLE PADDING & COMFORT **ADPT MEMORY FOAM AND SEAMLESS COMFORT**
Multi-layered configuration with denser ADPT Memory Foam ankle pads creates a comfortable and snug skate interior.

TONGUE **ADPT COMFORT TONGUE**
Molded core, ADPT Memory foam wrap your foot for ultimate feel and comfort. FlexMotion lace-bite design maximizes forward flexion.

TONGUE **7MM FELT TONGUE WITH INJECTED LACEBITE**
Dual-layer construction with injected lacebite protection.

FOOTBED **MOLDED CCM ORTHOLITE**
Ultra-lightweight, molded fit, and enhanced comfort.

FOOTBED **MOLDED CCM ORTHOLITE**
Ultra-lightweight, molded fit, and enhanced comfort.

HOLDER **SPEEDBLADE XS**
CCM quick-release holder with metal pin blade lock system.

HOLDER **SPEEDBLADE XS**
CCM quick-release holder with metal pin blade lock system.

RUNNER **STEP STEEL**
Highest quality standards steel with precise profile and thickness for better edge control. +4mm height over standard runners for more longevity.

RUNNER **XS1 PRO STAINLESS**
Taller blade (+4mm over a standard runner) gives you better attack angles and improved longevity while the stainless steel provides a long-lasting edge, all for improved skating performance



SK870
JETSPEED FT870
SKATES

HEAT MOLDABLE

SIZES **SR - FULL/HALF** **INT - FULL/HALF** **JR** SEE PAGE 45
7 - 11.5 REGULAR 4 - 6.5 REGULAR
7 - 10 WIDE 4 - 6.5 WIDE

SK860
JETSPEED FT860
SKATES

HEAT MOLDABLE

SIZES **SR - FULL/HALF** **INT - FULL/HALF** **JR** SEE PAGE 45
7 - 11.5 REGULAR 4 - 6.5 REGULAR

BOOT MATERIAL **SYNTHETIC COMPOSITE**
Ergonomic fit, in a lightweight, durable boot with additional support.

BOOT MATERIAL **2D INJECTED**
Ergonomic fit, in a lightweight, durable boot.

LINER **HD MICROFIBER**
High resistance to wear with added EVA layer delivering fit and comfort deeper into the boot.

LINER **HD MICROFIBER**
High resistance to wear with added EVA layer delivering fit and comfort deeper into the boot.

ANKLE PADDING & COMFORT **ADPT MEMORY FOAM**
Multi-layered configuration with denser ADPT Memory Foam ankle pads creates a comfortable and snug skate interior.

ANKLE PADDING & COMFORT **ADPT MEMORY FOAM**
Multi-layered configuration with denser ADPT Memory Foam ankle pads creates a comfortable and snug skate interior.

TONGUE **7MM FELT TONGUE WITH INJECTED LACEBITE**
Single layer construction with injected lacebite protection.

TONGUE **7MM FELT TONGUE WITH 3D MESH LACEBITE**
Single layer construction with lacebite protection.

FOOTBED **CCM ORTHOLITE**
Ultra-lightweight and enhanced comfort.

FOOTBED **CCM ORTHOLITE**
Ultra-lightweight and enhanced comfort.

HOLDER **SPEEDBLADE XS**
CCM quick-release holder with metal pin blade lock system.

HOLDER **CCM SPEEDBLADE**
Sturdy holder with optimal flex profile.

RUNNER **CCM XS1**
Stainless steel runner.

RUNNER **PRE-SHARPENED STAINLESS STEEL RUNNERS**
Stainless steel runner pre-sharpened for added convenience and ready to use.



SKFTW25
JETSPEED FTW
 SKATES

HEAT MOLDABLE

SIZES **SR - FULL/HALF**
 3 - 7.5 REGULAR

- BOOT MATERIAL** 2D METAFRAME FTW
 Fit specially crafted for women's feet with optimal flex and support necessary for maximum performance.
- LINER** TOTALDRI PRO
 High-performance moisture-wicking material keeps feet dry and skates light, while antimicrobial treatment fights odor and bacteria.
- ANKLE PADDING & COMFORT** ADPT MEMORY FOAM AND SEAMLESS COMFORT
 Multi-layered configuration with denser ADPT Memory Foam ankle pads creates a comfortable and snug skate interior. Secured and natural foot position to avoid long term fatigue.
- TONGUE** ADPT COMFORT TONGUE WITH RIBBED CENTER CHANNEL
 Molded core, ADPT Memory foam and new ribbed central channel wrap your foot for ultimate feel and comfort. FlexMotion lace-bite design maximizes forward flexion.
- FOOTBED** FTW EXCLUSIVE MOLDED FOOTBED WITH ADPT MEMORY FOAM
 Footbed designed specifically for female foot positioning. Higher arch support and optimized location.
- HOLDER** SPEEDBLADE XS
 CCM quick-release holder with metal pin blade lock system.
- RUNNER** STEP STEEL
 Highest quality standards steel with precise profile and thickness for better edge control. +4mm height over standard runners for more longevity.



SKNEXT24
CCM NEXT
SKATES

SIZES	SR	7 - 12	REGULAR	FULL
	INT	4 - 6	REGULAR	FULL
	JR	1 - 3	REGULAR	FULL



SKNEXT24
CCM NEXT - YT
SKATES

SIZES	YT	6 - 13	REGULAR	FULL
--------------	----	--------	---------	------

QUARTER PACKAGE

3D INJECTED BOOT

Ergonomic boot-shaping system for great comfort and new texturized finish for improved durability.

QUARTER PACKAGE

INJECTED CORE WITH MESH SKIN GRAPHIC

Comfortable and durable boot construction, with modern graphic design for added style points.

LINER & COMFORT

HD MICROFIBER WITH COMFORT PAD

High resistance to wear with EVA foam layer and added comfort pad at the boot cut, delivering improved fit and comfort.

ANKLE PADDING & COMFORT

MEMORY FOAM WITH COMFORT PAD

ADPT Memory foam around the ankles and added comfort pad at the boot cut provide an improved fit for happier skaters.

TONGUE

FELT TONGUE

7mm felt with added foam core for comfort and protection.

TONGUE

DUAL-LAYER CONSTRUCTION

5mm felt with added 4mm foam core reinforcement for comfort and protection, improved construction for enhanced forward flexion.

FOOTBED

CCM FOOTBED

Provides support and comfort.

FOOTBED

KID SIZING ZONE

It's never been easier to fit tiny feet, providing young players with excellent support and comfort.

HOLDER

CCM SPEEDBLADE

Sturdy holder with optimal flex profile.

HOLDER / RUNNER

CCM SPEEDBLADE WITH STAINLESS STEEL PRE-SHARPENED RUNNERS

Sturdy holder with pre-sharpened runners for added convenience and ready to use.

RUNNER

PRE-SHARPENED STAINLESS STEEL RUNNERS

Stainless steel runner pre-sharpened for added convenience and ready to use.



CCM PRO PULSE INSOLES

NEW

ENGINEERED TO ENHANCE YOUR ON-ICE PERFORMANCE, THE NEW CCM PRO PULSE INSOLES ENHANCE FIT & STABILITY, MAXIMIZE ENERGY TRANSFERS, AND ALLOW FOR CUSTOM ARCH COMFORT. ELEVATE YOUR GAME, SHIFT AFTER SHIFT.

TECH 001

ENHANCE FIT AND STABILITY

HEEL CUP WITH MEMORY FOAM DRIVES COMFORT, A LOCKED-IN FIT, AND THERMOFORMABILITY

TECH 002

MAXIMIZE ENERGY TRANSFERS

RIGID CARBON FIBER BASE ELIMINATES ENERGY LOSS, PROVIDING MORE DIRECT POWER TRANSFERS

TECH 003

PERSONALIZE YOUR FIT

ADJUSTABLE ARCH INSERTS ENABLE AN INSOLE TAILORED TO YOUR NEEDS

INSOLE SIZE	SMALL	MEDIUM	LARGE	X-LARGE
SKATE SIZE	4 - 5.5	6 - 7.5	8 - 9.5	10 - 12.5



SKATE SIZING CHART

MEN'S US SHOE SIZE	YT	SHOE SIZE	9.5	10.5	11.5	12.5	13.0	13.5	1.0	1.5	2.0			
		SKATE SIZE	8.0	9.0	10.0	11.0	11.5	12.0	12.5	13	1.5			
	JR	SHOE SIZE	2.5	3.0	3.5	4.0	4.5	5.0						
		SKATE SIZE	1.0	1.5	2.0	2.5	3.0	3.5						
INT	SHOE SIZE	5.5	6.0	6.5	7.0	7.5	8.0							
	SKATE SIZE	4.0	4.5	5.0	5.5	6.0	6.5							
SR	SHOE SIZE	8.5	9.0	9.5	10.0	10.5	11.0	11.5	12.0	12.5	13.0	13.5	14.0	14.5
	SKATE SIZE	7.0	7.5	8.0	8.5	9.0	9.5	10.0	10.5	11.0	11.5	12.0	12.5	13.0

WOMEN'S US SHOE SIZE	YT	SHOE SIZE	11.0	12.0	13.0	1.0	1.5	2.0	2.5	3.0	3.5			
		SKATE SIZE	8.0	9.0	10.0	11.0	11.5	12.0	12.5	13	1.5			
	JR	SHOE SIZE	4.0	4.5	5.0	5.5	6.0	6.5						
		SKATE SIZE	1.0	1.5	2.0	2.5	3.0	3.5						
INT	SHOE SIZE	7.0	7.5	8.0	8.5	9.0	9.5							
	SKATE SIZE	4.0	4.5	5.0	5.5	6.0	6.5							
SR	SHOE SIZE	10.0	10.5	11.0	11.5	12.0	12.5	13.0	13.5	14.0	14.5	15.0	15.5	16.0
	SKATE SIZE	7.0	7.5	8.0	8.5	9.0	9.5	10.0	10.5	11.0	11.5	12.0	12.5	13.0

STEP®

DESIGNED FOR **CCM**

STEP BLADES

STEP BLADES ARE MADE WITH PREMIUM GRADE STEEL, HELPING PLAYERS BENEFIT FROM A PHENOMENAL GLIDE AND AN OUTSTANDING EDGE QUALITY. STEP BLADES ARE THE MOST TRUSTED IN HOCKEY.

THE COMBINATION OF THE CCM ONE-PIECE BOOT, CCM XS HOLDER AND STEP BLADES CREATE THE ULTIMATE CONNECTION BETWEEN YOU AND THE ICE.



RXSSTEPB STEP BLACKSTEEL - XS HOLDER
+4MM POLISHED & CARBON-COATING / PAIR



RXSSTEPV STEP V-STEEL - XS HOLDER
+4MM POLISHED / PAIR



RSBSTEPB STEP BLACKSTEEL - SB HOLDER
+4MM POLISHED & CARBON-COATING / PAIR



RXSSTEP STEP STEEL - XS HOLDER
+4MM HEIGHT / PAIR



RSBSTEP STEP STEEL - SB HOLDER
+4MM HEIGHT / PAIR



RXSSP SPEEDBLADE XS STAINLESS
STAINLESS STEEL / PAIR



HSBXS - REGULAR DIAL SPEEDBLADE XS HOLDER
HSBXSL - LARGE DIAL LEFT / RIGHT

BLADE LENGTH

VIZION SKATE BLADE SIZING SEE PAGE 39

SKATE SIZE	1	1.5	2	2.5	3	3.5	4	4.5	5	5.5	6	6.5	7	7.5	8	8.5	9	9.5	10	10.5	11	11.5	12	12.5	13
HOLDER SIZE	215		221		230		238		247		255		263		271		280		287		295		304		312
BLADE LENGTH	215		221		230		238		247		255		263		271		280		287		295		304		312



ACUPLU SKATE OVEN



BRANNOK2 BRANNOK 2.0



STEPKIT STEP HONING STONE & CLOTH KIT



CCRXS SPEEDBLADE XS CARRYING CASE

REGULAR DIAL - XSHRS5
LARGE DIAL - XSHRS5L

SPEEDBLADE XS HOLDER REPLACEMENT PARTS
5 PAIRS



XSADPT PRO REPLACEMENT TONGUES

ROLLER SKATES

INTRODUCING THE NEW JETSPPEED ROLLER LINEUP., FEATURING THREE REDESIGNED ROLLER SKATES. JETSPPEED RETURNS TO ROLLER WITH STYLE, LED BY THE FT 890R



TECH 001

REVISION THE VARIANT WHEELS

EQUIPPED WITH THE REVISION VARIANT WHEELS, RESULTING IN ELITE SPEED, GRIP AND DURABILITY. A NEW AND IMPROVED SHAPE HELPS TO ENHANCE ROLL WHILE PROVIDING BETTER FLEX CONTROL FOR STOPS AND CUTS.



TECH 002

ONE-PIECE ALUMINUM CHASSIS

STURDY, RESISTANT ONE-PIECE ALUMINUM FRAME BOASTING A LIGHTWEIGHT, ALUMINUM CONSTRUCTION.



TECH 003

ABEC 9 BEARINGS

ABEC 9 ROLLER SKATE BEARINGS OFFER THE HIGHEST PRECISION AND TIGHTER TOLERANCES, RESULTING IN A SMOOTHER AND FASTER RIDE COMPARED TO LOWER ABEC RATINGS.



NEW
RHFT890 HEAT MOLDABLE
JETSPEED FT890R
 ROLLER SKATES

SIZES

SR - FULL/HALF **INT - FULL/HALF**
 7 - 11 REGULAR 4 - 6.5 REGULAR

NEW
RHFT870 HEAT MOLDABLE
JETSPEED FT870R
 ROLLER SKATES

SIZES

SR - FULL/HALF **INT - FULL/HALF**
 7 - 11 REGULAR 4 - 6.5 REGULAR

NEW
RHFT850 HEAT MOLDABLE
JETSPEED FT850R
 ROLLER SKATES

SIZES

SR - FULL **INT - FULL** **JR - FULL**
 7 - 11 REGULAR 4 - 6 REGULAR 1 - 3 REGULAR

BOOT MATERIAL
RFM COMPOSITE BLEND WITH SUPER SKIN
 Optimized stiffness and long-term durability, with the new CCM Jetspeed roller line graphics. Built with CCM'S One-Piece Boot technology, amplifying power transfers in every stride, and an increased pitch angle for a more aggressive stance.

BOOT MATERIAL
SYNTHETIC COMPOSITE
 Ergonomic fit, additional stiffness and support, lightweight and durable.

BOOT MATERIAL
INJECTED BOOT
 Ergonomic boot-shaping system for great comfort and new roller texturized finish for improved durability.

LINER
TOTALDRI PRO
 High-performance moisture-wicking material keeps feet dry and skates light, with superior odor protection. The thickness wraps the foot smoothly and is resistant over time.

LINER
HD MICROFIBER
 High resistance to wear with added EVA layer delivering fit and comfort deeper into the boot.

LINER & COMFORT
HD MICROFIBER
 High resistance to wear with added EVA layer delivering fit and comfort deeper into the boot.

ANKLE PADDING & COMFORT
ADPT MEMORY FOAM AND SEAMLESS COMFORT
 Multi-layered configuration with denser ADPT Memory Foam ankle pads creates a comfortable and snug skate interior. Secured and natural foot position to avoid long term fatigue.

ANKLE PADDING & COMFORT
ADPT MEMORY FOAM
 Multi-layered configuration with denser ADPT Memory Foam ankle pads creates a comfortable and snug skate interior.

TONGUE
7MM FELT TONGUE
 Felt tongue with added foam core for comfort and protection.

TONGUE
FELT TONGUE WITH INJECTED LACEBITE
 Single layer construction with injected lacebite protection.

TONGUE
F7MM FELT TONGUE WITH INJECTED LACEBITE
 Single layer construction with injected lacebite protection.

FOOTBED
CCM DIE-CUT
 Lightweight footbed providing support and comfort.

FOOTBED
CCM MOLDED
 Ultra-lightweight, molded fit, and enhanced comfort.

FOOTBED
CCM DIE-CUT
 Lightweight footbed providing support and comfort.

CHASSIS
TWO PIECE STEEL
 Two-piece staggered steel frame boasting strength and durability.

CHASSIS
ONE-PIECE ALUMINUM
 Sturdy, resistant one-piece aluminum frame boasting a lightweight, aluminum construction.

CHASSIS
TWO PIECE ALUMINUM
 Two-piece aluminum frame boasting a lightweight, ideal weight to strength ratio.

WHEELS
CCM ROLLER WHEELS
 Staggered CCM wheel sizes, offering a balance of agility from the smaller wheels and speed from the larger wheels.

WHEELS
REVISION THE VARIANT
 Equipped with the Revision Variant wheels, resulting in elite speed, grip and durability. A new and improved shape helps to enhance roll while providing better flex control for stops and cuts.

WHEELS
RIZON
 Hi-Lo Rizon wheels, suitable for outdoor surfaces, enabling agility and speed through the staggered wheels setup.

BEARINGS
ABEC 5
 Ideal bearings for recreational and intermediate skaters, offering a good balance of speed, and durability.

BEARINGS
ABEC 9
 ABEC 9 roller skate bearings offer the highest precision and tighter tolerances, resulting in a smoother and faster ride compared to lower ABEC ratings.

BEARINGS
ABEC 7
 ABEC 7 roller skate bearings offer great precision, suitable for high speeds and competitive play.

RHFT890 - LAUNCH DATE

RHFT870 - LAUNCH DATE

RHFT850 - LAUNCH DATE



SKXR TACKS XR

KEY FEATURES

RFM POWER COMPOSITE

NHL-caliber composite material, lightweight, with enhanced durability and Tacks stiffness profile

ADPT COMFORT TONGUE

Molded core and ADPT Memory foam wrap your foot for ultimate feel and comfort

STEP STEEL RUNNERS

Premium steel with precise profile and thickness for better edge control. +4mm height over standard runners



SKXR90 TACKS XR90

KEY FEATURES

CORE BOOT TECHNOLOGY

Close to foot feel, One-Piece boot power transfers, reactive materials and an ergonomic shape.

ADPT COMFORT TONGUE

Molded core and ADPT Memory foam wrap your foot for ultimate feel and comfort

XS1 PRO BLACK STAINLESS RUNNERS

New XS1 Pro Black coating with precise profile and thickness for better edge control. +4mm height over standard runners



SKFT8P JETSPEED FT8 PRO

KEY FEATURES

3D MOLDED FORS™ JETSPEED COMPOSITE BOOT

Improved responsiveness, pitch angle and weight-stiffness ratio. Game Ready Fit V3

ADPT COMFORT TONGUE WITH RIBBED CENTER CHANNEL

Molded core, ADPT Memory foam and new ribbed central channel wrap your foot for ultimate feel and comfort

STEP BLACKSTEEL RUNNERS

Premium steel with Diamond-Like Carbon (DLC) coating for superior glide and edge life. +4mm height over standard runners.



SKFT8 JETSPEED FT8

KEY FEATURES

3D MOLDED RFM COMPOSITE BOOT

Game Ready Fit v3, improved pitch angle, better energy transfer, stiff and lightweight and improved performance

ADPT COMFORT TONGUE

Molded core and ADPT Memory foam wrap your foot for ultimate feel and comfort

STEP STEEL RUNNERS

Premium steel with precise profile and thickness for better edge control. +4mm height over standard runners.



SK890 JETSPEED FT890

KEY FEATURES

3D INJECTED RFM COMPOSITE BOOT

Thermoformable for closer fit, improved pitch angle & performance

ADPT COMFORT TONGUE

Molded core and ADPT Memory foam wrap your foot for ultimate feel and comfort

STEP STEEL RUNNERS

Premium steel with precise profile and thickness for better edge control. +4mm height over standard runners.



SKFTW25 JETSPEED FTW

KEY FEATURES

2D METAFRAME FTW QUARTER PACKAGE

Fit specially crafted for women's feet proportions with optimal stiffness and support necessary for maximum performance

ADPT COMFORT TONGUE WITH RIBBED CHANNEL

Molded core, ADPT Memory foam and new ribbed central channel wrap your foot for ultimate feel and comfort

STEP STEEL RUNNERS

Premium steel with precise profile and thickness for better edge control. +4mm height over standard runners.



**SKXR80
TACKS XR80**

KEY FEATURES

CORE BOOT TECHNOLOGY

Close to foot feel, One-Piece boot power transfers, reactive materials and an ergonomic shape.

7MM FELT TONGUE WITH INJECTED LACEBITE

Molded core construction with injected lacebite protection

XS1 PRO STAINLESS RUNNERS

Precise profile and thickness for better edge control. +4mm height over standard runners



**SKXR70
TACKS XR70**

KEY FEATURES

SYNTHETIC OPB COMFORT

One-piece boot delivers direct energy transfers for faster strides in a lightweight, durable boot

TOTALDRI PRO LINER

High-performance moisture-wicking material keeps feet dry, with superior odor protection

XS1 STAINLESS STEEL RUNNERS

Quick-release holder and bladeloock system



**SK880
JETSPEED FT880**

KEY FEATURES

3D INJECTED REINFORCED BOOT

Thermoformable for closer fit, improved pitch angle and texturized finish for added richness

7MM FELT TONGUE WITH INJECTED LACEBITE

Dual-layer construction with injected lacebite protection

XS1 PRO STAINLESS RUNNERS

Precise profile and thickness for better edge control. +4mm height over standard runners.



**SK870
JETSPEED FT870**

KEY FEATURES

2D METAFRAME QUARTER PACKAGE

Ergonomic fit, additional stiffness and support, lightweight and durable

7MM FELT TONGUE WITH INJECTED LACEBITE

Single layer construction with injected lacebite protection

XS1 STAINLESS STEEL RUNNERS

Quick-release holder and bladeloock system



**SK860
JETSPEED FT860**

KEY FEATURES

2D QUARTER PACKAGE

Ergonomic fit, lightweight and durable

7MM FELT TONGUE WITH 3D MESH LACEBITE

Single layer construction with lacebite protection

PRE-SHARPENED STAINLESS STEEL RUNNERS

Pre-sharpened for added convenience



CCM PERFORMANCE LAB

RESEARCH AND RETAIL DEVELOPMENT

AT CCM, WE ARE ALWAYS LOOKING TO PUSH INNOVATION. THE STICK CATEGORY RELIES ON ADVANCES IN MECHANICAL ENGINEERING TO ALLOW DATA DRIVEN PERFORMANCE.



74

R&D STUDIES

46 981

SHOTS ANALYSED

4 480

SLASHING/PASSING/STICKHANDLING
TASKS ANALYSED

699

PLAYERS

65

NHL PROS

132

NHL PROSPECTS

NANOLITE SHIELD

INTRODUCING CCM'S LATEST INNOVATION, NANOLITE SHIELD MAXIMIZES THE USE OF CARBON LAYERS IN VARYING THICKNESSES TO ACHIEVE DRASTIC WEIGHT REDUCTION WITHOUT COMPROMISING DURABILITY.

THE REENGINEERED CORE OF CCM'S STICK SHAFTS NOW INCORPORATES EXTREMELY LIGHT CARBON FIBER LAYERS STACKED BETWEEN TWO THICKER, STRONGER LAYERS TO ALLOW FOR IMPORTANT WEIGHT SAVINGS. WITH AN OUTER SHIELD COMPOSED OF UNIDIRECTIONAL CARBON FIBERS AND OUR ELITE SIGMA STP WEAVE, THE STICK IS PROTECTED FROM IN-GAME IMPACTS.

FEATURED IN THE JETSPEED FT6 PRO, THIS NEW DESIGN ENABLES THE STICK TO BE AS DURABLE AS ITS PREDECESSOR, ALL WHILE REDUCING WEIGHT BY AS MUCH AS 15 GRAMS.

OUTER CARBON SHIELD

THICKER CARBON LAYER

THINNER CARBON CORE

THICKER CARBON LAYER



SECTION VIEW

ALUPLI COMPOSITE

KEY DETAILS:

- 1- THIN ALUMINUM PLYS MIXED WITH CARBON LAYERS CREATES A NEW CONCEPT OF **METAL / CARBON HYBRID CONSTRUCTION**
- 2- USED ON OUTWARD LAYERS OF THE SHAFT, ACTING AS A SLASH SHIELD THAT **LIMITS CRACKS PROPAGATION**


MAIN BENEFITS:

- 1- **IMPROVED SLASH TEST RESULTS** BY UP TO 8%
- 2- **REDUCED VISUAL DAMAGE** AND SUBSEQUENT CRACK PROPAGATION BY 20%

NEOSENSE

NEW WAY OF OPTIMIZING FEEL

INTRODUCING NEOSENSE, A JETSPEED UNIQUE HOSEL, ALLOWING PUCK FEEL TO MOVE UP THE SHAFT CREATING THE ULTIMATE FEELING STICK ON THE MARKET

X-SOFT  STIFF

NEOSENSE

JETSPEED FT9 PRO STICK

TECH 001

HYBRID KICKPOINT

BELOVED FLEX PROFILE AMONG PRO PLAYERS, CREATES A DYNAMIC HINGE EFFECT THAT OPTIMIZES ENERGY TRANSFER. IT DELIVERS THE PERFECT BALANCE OF SPEED AND RESPONSIVENESS, ALLOWING AN EFFORTLESS LOAD OF THE STICK FOR QUICK, POWERFUL RELEASES.

THE ALL-NEW JETSPEED FT9 PRO IS BUILT FOR PLAYERS WHO DEMAND ELITE PERFORMANCE IN EVERY ZONE. FEATURING THE INNOVATIVE NEOSENSE FUZE, EXCLUSIVE TO THE JETSPEED LINE, WHICH ENHANCES PUCK FEEL BY CHANNELING FEEDBACK FROM THE BLADE UP THROUGH THE SHAFT—DELIVERING THE MOST CONNECTED STICK EXPERIENCE ON THE MARKET.

AT THE BASE IS THE EVO BLADE, DESIGNED FOR TOTAL CONTROL. ITS X-SOFT HEEL OFFERS SUPERIOR PUCK HANDLING, WHILE THE STIFFENED TOE PROVIDES THE STABILITY AND PRECISION NEEDED FOR POWERFUL, ACCURATE SHOTS.

THE SHAFT COMBINES ALUMINUM AND CARBON FIBER LAYERS WITH ALUPLI COMPOSITE PUSHING DURABILITY TO NEW HEIGHTS WHILE REDUCING OVERALL WEIGHT – SO YOU CAN PLAY HARDER, FASTER, AND LONGER.

WHETHER YOU'RE SETTING UP PLAYS OR FINISHING THEM, THE JETSPEED FT9 PRO GIVES YOU THE TOOLS TO EXCEL IN EVERY MOMENT.

TECH 002

NEOSENSE FUZE

CUTTING-EDGE HOSEL INNOVATION THAT CREATES A SEAMLESS CONNECTION BETWEEN THE BLADE AND SHAFT, ENHANCING PUCK FEEL LIKE NEVER BEFORE. EXPERIENCE RESPONSE, HEIGHTENED CONTROL, AND PRECISION WITH EVERY TOUCH.

TECH 003

EVO BLADE

FEATURES AN X-SOFT HEEL FOR EXCEPTIONAL PUCK FEEL AND CONTROL DURING STICKHANDLING AND PASSING. TRANSITIONS INTO A STIFF TOE TO DELIVER GREATER PRECISION AND ACCURACY FOR ELITE-LEVEL SHOOTING PERFORMANCE.

TECH 003

ALUPLI COMPOSITE

COMBINING LAYERS OF ALUMINUM AND CARBON FIBER, CREATING A SHAFT THAT'S BOTH ULTRA-DURABLE AND INCREDIBLY LIGHTWEIGHT. ALLOWING TO PUSH THE BOUNDARIES OF IMPACT RESISTENCE WITHOUT SACRIFICING SPEED OR PERFORMANCE.

PRODUCT HAS A HOLOGRAPHIC FINISH, COLORS MAY VARY FROM THE PICTURE

OFFERING

SR - 95 / 62"

P28 / P29

SR - 85 / 60"

P28 / P29 / P90TM

SR - 80 / 60"

P28 / P29 / P90TM

SR - 75 / 60"

P28 / P29 / P90TM

SR - 70 / 60"

P28 / P29 / P90TM

SR - 65 / 60"

P28 / P29 / P90TM

INT - 65 / 57"

P28 / P29 / P90TM

INT - 55 / 55"

P28 / P29 / P90TM

JR - 50 / 54"

P28 / P29 / P90TM

JR - 40 / 51"

P28 / P29 / P90TM

YT - 30 / 48"

P28 / P29

YT - 20 / 45"

P28 / P29

PRODUCT HAS A HOLOGRAPHIC FINISH, COLORS MAY VARY FROM THE PICTURE

JETSPEED FT9 PRO STICKS CUSTOM COLORS

OFFERING

SR - 85 / 60" P28 / P29 / P90TM

SR - 80 / 60" P28 / P29 / P90TM

SR - 75 / 60" P28 / P29 / P90TM

SR - 70 / 60" P28 / P29 / P90TM

SR - 65 / 60" P28 / P29 / P90TM

INT - 65 / 57" P28 / P29 / P90TM

INT - 55 / 55" P28 / P29 / P90TM

JR - 50 / 54" P28 / P29 / P90TM

JR - 40 / 51" P28 / P29 / P90TM

YT - 30 / 48" P28 / P29

YT - 20 / 45" P28 / P29

HSFT9PCC - CHARCOAL

HSFT9PCR - RED

HSFT9PCB - BLUE

62

CCM

NEW
HSFT9P
JETSPEED
FT9 PRO
STICK

SR
 INT
 JR
 YT

NAMEBAR TAG

KICKPOINT **HYBRID KICKPOINT**
 Creates a hinge effect so you can load the stick using a perfect blend of speed and response.

SHAFT TECHNOLOGY **ALUPLI COMPOSITE**
 Elevated shaft design now combining aluminium layers with carbon fibers to push boundaries of impact resistance.

SHAFT GEOMETRY **ROUND "R" GEOMETRY**
 Streamlined shape with rounded corners and concave sides that keeps gaining in popularity. It delivers high performance and ultimate comfort.

HOSEL TECHNOLOGY **NEOSENSE FUZE**
 Exclusive to the JetSpeed line, this innovation enhances puck feel by channeling feedback from the blade up through the shaft

BLADE **SOFT-STIFF EVO BLADE**
 Featuring and x-soft heel for exceptional puck feel and control during stickhandling and passing while transitioning into a stiff toe, delivering greater precision and accuracy for elite-level shooting performance.

GRIP **FT MICROFEEL**
 Raised grip added on the bottom edges of the shaft's mid-section to ensure perfect control.

MATERIAL **SIGMA ST^{2x} SPREAD TOW SHAFT AND BLADE**
 Next evolution of SigmateX's carbon weave further improving manufacturing consistency to create stronger sticks.

OFFERING

SR - 95 / 62"
 P28 / P29
SR - 85 / 60"
 P28 / P29 / P90TM
SR - 80 / 60"
 P28 / P29 / P90TM
SR - 75 / 60"
 P28 / P29 / P90TM
SR - 70 / 60"
 P28 / P29 / P90TM
SR - 65 / 60"
 P28 / P29 / P90TM

INT - 65 / 57"
 P28 / P29 / P90TM
INT - 55 / 55"
 P28 / P29 / P90TM
JR - 50 / 54"
 P28 / P29 / P90TM
JR - 40 / 51"
 P28 / P29 / P90TM
YT - 30 / 48"
 P28 / P29
YT - 20 / 45"
 P28 / P29

PRODUCT HAS A HOLOGRAPHIC FINISH, COLORS MAY VARY FROM THE PICTURE

HSRC10P - LAUNCH DATE

HSFTS8
JETSPEED
FT8S
STICK

SR
 INT
 JR

NAMEBAR TAG

KICKPOINT **HYBRID KICKPOINT**
 Creates a hinge effect so you can load the stick using a perfect blend of speed and response.

SHAFT TECHNOLOGY **ADVANCED CARBON MATRIX**
 Performance carbon layering technology now combining with SigmateX spread tow to offer a lighter yet sturdier stick.

SHAFT GEOMETRY **ROUND "R" GEOMETRY**
 Streamlined shape with rounded corners and concave sides that keeps gaining in popularity. It delivers high performance and ultimate comfort.

TAPER TECHNOLOGY **SKELETON +**
 Manufacturing technology found in the taper area which provides better reliability in key moments of the game.

BLADE **RR-95 SOFT BLADE**
 Lightweight soft blade providing perfect mix of feel, shot speed and control while improving the stick's balance.

GRIP **FT MICROFEEL**
 Raised grip added on the bottom edges of the shaft's mid-section to ensure perfect control.

MATERIAL **SIGMA ST^{2x} SPREAD TOW SHAFT AND BLADE**

OFFERING

SR - 85 / 60"
 P28 / P29 / P90TM
SR - 80 / 60"
 P28 / P29 / P90TM
SR - 75 / 60"
 P28 / P29 / P90TM
SR - 70 / 60"
 P28 / P29 / P90TM

INT - 65 / 57"
 P28 / P29 / P90TM
INT - 55 / 55"
 P28 / P29 / P90TM
JR - 50 / 54"
 P28 / P29 / P90TM
JR - 40 / 51"
 P28 / P29 / P90TM

PRODUCT HAS A HOLOGRAPHIC FINISH, COLORS MAY VARY FROM THE PICTURE

HSFT8 / HSFT8L JETSPEED FT8 STICK

SR

INT

JR

NAMEBAR TAG

KICKPOINT
HYBRID KICKPOINT
 Creates a hinge effect so you can load the stick using a perfect blend of speed and response.

SHAFT TECHNOLOGY
PURE CARBON TECHNOLOGY
 Carbon technology helping create a stick that's both light and strong.

SHAFT GEOMETRY
ROUND "R" GEOMETRY
 Streamlined shape with rounded corners and concave sides that keeps gaining in popularity. It delivers high performance and ultimate comfort.

TAPER TECHNOLOGY
SKELETON +
 Manufacturing technology found in the taper area which provides better reliability in key moments of the game.

BLADE
JF-90 BLADE
 Lightweight stiff blade designed to give a heightened feel for the puck without compromising on shot speed and control.

MATERIAL
PURE CARBON SHAFT WITH SIGMATEX SPREAD TOW BLADE

OFFERING

SR - 85 / 60"
 P28 / P29 / P90TM
SR - 75 / 60"
 P28 / P29 / P90TM
SR - 70 / 60"
 P28 / P29 / P90TM
INT - 65 / 57"
 P28 / P29 / P90TM
INT - 55 / 55"
 P28 / P29 / P90TM
JR - 50 / 54"
 P28 / P29 / P90TM
JR - 40 / 51"
 P28 / P29 / P90TM

BOOKING ONLY

SR - 95 / 63"
 P28 / P29
SR - 85 / 63"
 P28 / P29 / P90TM
SR - 75 / 63"
 P28 / P29 / P90TM
INT - 65 / 60"
 P28 / P29 / P90TM

PRODUCT HAS A HOLOGRAPHIC FINISH, COLORS MAY VARY FROM THE PICTURE

HSJ880 JETSPEED FT 880 STICK

SR

INT

JR

KICKPOINT
HYBRID KICKPOINT
 Creates a hinge effect so you can load the stick using a perfect blend of speed and response.

SHAFT GEOMETRY
ROUND "R" GEOMETRY
 Streamlined shape with rounded corners and concave sides that keeps gaining in popularity. It delivers high performance and ultimate comfort.

BLADE
JS4 BLADE
 Redesigned mid-performance stiff blade offering a great balance between puck feel and shot speed.

MATERIAL 18K WEAVE BLADE

OFFERING

SR - 85 / 60"
 P28 / P29
SR - 75 / 60"
 P28 / P29
INT - 65 / 57"
 P28 / P29
INT - 55 / 55"
 P28 / P29
JR - 50 / 54"
 P28 / P29
JR - 40 / 51"
 P28 / P29

HSJ860 JETSPEED FT 860 STICK

SR

INT

JR

KICKPOINT
HYBRID KICKPOINT
 Creates a hinge effect so you can load the stick using a perfect blend of speed and response.

SHAFT GEOMETRY
SQUARE "T" GEOMETRY
 Proven square-shaped design that provides players with a traditional feel for great grip and control.

BLADE
COMPOSITE STIFF BLADE
 Carbon and fiberglass blade designed for great durability.

OFFERING

SR - 85 / 60"
 P28
SR - 75 / 60"
 P28
INT - 65 / 57"
 P28
INT - 55 / 55"
 P28
JR - 50 / 54"
 P28
JR - 40 / 51"
 P28

YT FLEX 40 - HSJ40Y3 **BOOKING ONLY**
 YT FLEX 30 - HSJ30Y3 **BOOKING ONLY**
 YT FLEX 20 - HSJ20Y3 **BOOKING ONLY**
 YT FLEX 10 - HSJ10Y3 **BOOKING ONLY**

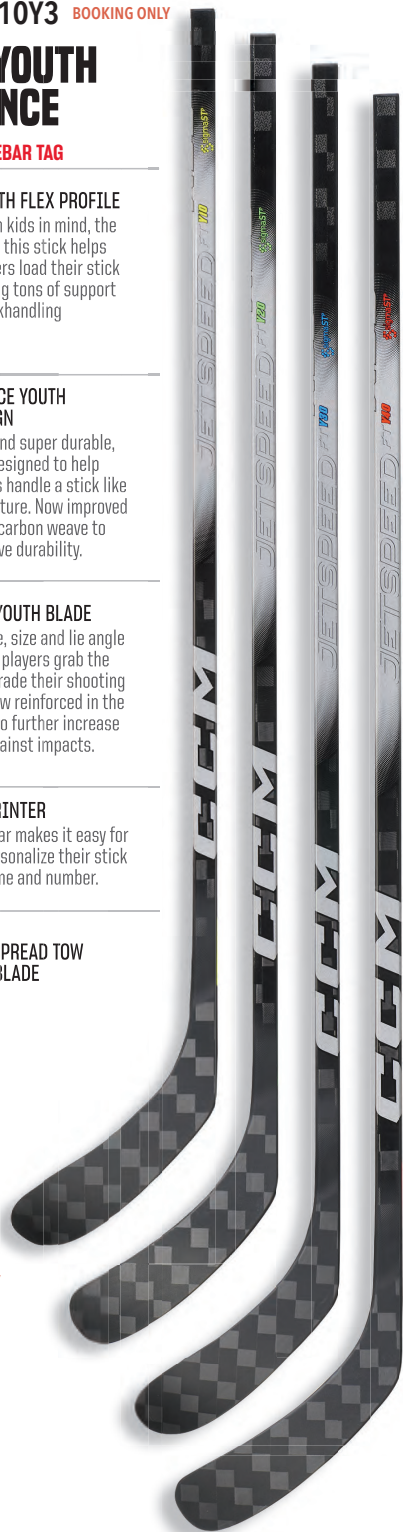
JETSPEED YOUTH PERFORMANCE STICKS

NAMEBAR TAG

- KICKPOINT**
UNIQUE YOUTH FLEX PROFILE
Designed with kids in mind, the flex profile on this stick helps aspiring players load their stick while providing tons of support for great stickhandling and passing.
- SHAFT TECHNOLOGY**
PERFORMANCE YOUTH SHAFT DESIGN
Lightweight and super durable, the shaft is designed to help smaller hands handle a stick like it's second nature. Now improved to Sigma STP carbon weave to further improve durability.
- BLADE**
OPTIMIZED YOUTH BLADE
Adapted curve, size and lie angle to help young players grab the puck and upgrade their shooting technique. Now reinforced in the heel and toe to further increase resistance against impacts.
- FEATURE**
NAMEBAR PRINTER
Blank name bar makes it easy for players to personalize their stick with their name and number.
- MATERIAL**
SIGMA STP SPREAD TOW SHAFT AND BLADE

OFFERING **BOOKING ONLY**

40 FLEX (HSJ40Y3) / 51"
P28 / P29
 30 FLEX (HSJ30Y3) / 48"
P28 / P29
 20 FLEX (HSJ20Y3) / 45"
P28 / P29
 10 FLEX (HSJ10Y3) / 42"
P28



NEW

HSJS9Y JETSPEED FT YOUTH STICK

- SHAFT**
YOUTH GEOMETRY
Designed to help kids learn how to hold their stick and develop their stickhandling and shooting technique.
- BLADE**
STIFF COMPOSITE PAINTED BLADE
Blade stiffness that helps younger players lift the puck while allowing enough feel for stickhandling and passing
- GRIP**
FULL GRIP
Full grip to help with stick control.



OFFERING

30 FLEX / 48"
P29
 20 FLEX / 45"
P29
 10 FLEX / 42"
P29

JETSPEED FTW PRO STICK

THE JETSPEED FTW PRO IS THE FIRST EVER ELITE-LEVEL HOCKEY STICK CRAFTED AND DESIGNED FOR WOMEN. BUILT USING THE MOST REQUESTED SPECS FROM TOP PROFESSIONAL FEMALE ATHLETES, THE STICK DELIVERS UNCOMPROMISING PERFORMANCE AND FEEL. FEATURING NANOLITE SHIELD TECHNOLOGY, THE FTW PRO OFFERS A LIGHTWEIGHT YET INCREDIBLY DURABLE CONSTRUCTION, BUILT TO WITHSTAND THE INTENSITY OF ELITE PLAY. THE X-SOFT BLADE PROVIDES UNMATCHED PUCK CONTROL AND FEEL, GIVING PLAYERS THE CONFIDENCE TO CONTROL, PASS, AND SHOOT WITH PRECISION. A MODIFIED FLEX AND LENGTH OFFERING TAILORED FOR HIGH-LEVEL FEMALE ATHLETES ENSURES OPTIMAL PERFORMANCE FOR ALL AGES. EVERY DETAIL OF THE JETSPEED FTW PRO IS DESIGNED TO ELEVATE THE WOMEN'S GAME—BECAUSE ELITE ATHLETES DESERVE GEAR THAT'S BUILT FOR THEM.

TECH 001

HYBRID KICKPOINT

BELOVED FLEX PROFILE AMONG PRO PLAYERS, THE HYBRID KICKPOINT CREATES A DYNAMIC HINGE EFFECT THAT OPTIMIZES ENERGY TRANSFER. IT DELIVERS THE PERFECT BALANCE OF SPEED AND RESPONSIVENESS, ALLOWING AN EFFORTLESS LOAD OF THE STICK FOR QUICK, POWERFUL RELEASES.

TECH 002

NANOLITE SHIELD

ENGINEERED WITH ADVANCED CARBON LAYERING FOR A FEATHER-LIGHT FEEL AND PRO-LEVEL STRENGTH. REINFORCED BY THICKER OUTER AND INNER WALLS TO WITHSTAND THE HIGHEST OF IMPACTS.

TECH 003

X-SOFT BLADE

BASED ON THE MOST REQUESTED BLADE STIFFNESS FROM PROFESSIONAL FEMALE PLAYERS, OFFERING A FEEL THAT'S BOTH RESPONSIVE AND INTUITIVE. ITS SOFTER CONSTRUCTION ENHANCES PUCK CONTROL AND TOUCH, GIVING PLAYERS THE CONFIDENCE TO HANDLE THE PUCK IN ALL SITUATIONS.

TECH 003

MODIFIED OFFERING

INTRODUCING AN UPDATED FLEX AND LENGTH RANGE TAILORED SPECIFICALLY TO THE NEEDS OF ELITE FEMALE PLAYERS, ENSURING A MORE NATURAL AND POWERFUL FEEL ON THE ICE. FOR RISING STARS AND SMALLER ELITES, A NEW 50 FLEX OPTION DELIVERS PRO-LEVEL PERFORMANCE IN A MORE ACCESSIBLE, RESPONSIVE PACKAGE.



NEW

HSFTWP26 JETSPEED FTW PRO STICK

SR
INT
JR
YT
NAMEBAR TAG

KICKPOINT
HYBRID KICKPOINT
Creates a hinge effect so you can load the stick using a perfect blend of speed and response.

SHAFT TECHNOLOGY
NANOLITE SHIELD TECHNOLOGY
High-performance carbon layering technology which creates a stick that's both incredibly light and incredibly strong.

SHAFT GEOMETRY
ROUND "R" GEOMETRY
Streamlined shape with rounded corners and concave sides that keeps gaining in popularity. It delivers high performance and ultimate comfort.

BLADE
X-SOFT BLADE
The most request blade profile among female pro players, offering optimal puck control and feel.

GRIP
FT MICROFEEL
Raised grip added on the bottom edges of the shaft's mid-section to ensure perfect control.

MATERIAL
SIGMA ST^{2X} SPREAD TOW SHAFT AND BLADE
Next evolution of Sigmatex's carbon weave further improving manufacturing consistency to create stronger sticks.

PRODUCT HAS A HOLOGRAPHIC FINISH, COLORS MAY VARY FROM THE PICTURE

OFFERING

SR - 70 / 60"
P28 / P29 / P90TM
SR - 65 / 60"
P28 / P29 / P90TM
INT - 65 / 60"
P28 / P29 / P90TM
INT - 60 / 58"
P28 / P29 / P90TM
INT - 55 / 58"
P28 / P29 / P90TM
INT - 50 / 54"
P28 / P29 / P90TM

JR - 40 / 51"
P28 / P29 / P90TM
YT - 30 / 48"
P28 / P29
YT - 20 / 45"
P28 / P29

HSFTWP26 - LAUNCH DATE

NEW

HSFTW26 JETSPEED FTW STICK

SR
INT
NAMEBAR TAG

KICKPOINT
HYBRID KICKPOINT
Creates a hinge effect so you can load the stick using a perfect blend of speed and response.

SHAFT TECHNOLOGY
ADVANCED CARBON MATRIX
Carbon technology helping create a stick that's both light and strong.

SHAFT GEOMETRY
ROUND "R" GEOMETRY
Streamlined shape with rounded corners and concave sides that keeps gaining in popularity. It delivers high performance and ultimate comfort.

TAPER TECHNOLOGY
SKELETON +
Manufacturing technology found in the taper area which provides better reliability in key moments of the game.

BLADE
JF-90 BLADE
Lightweight stiff blade designed to give a heightened feel for the puck without compromising on shot speed and control.

MATERIAL
PURE CARBON SHAFT WITH SIGMATEX SPREAD TOW BLADE

PRODUCT HAS A HOLOGRAPHIC FINISH, COLORS MAY VARY FROM THE PICTURE

OFFERING *BOOKING: P28

SR - 70 / 60" *
P28 / P29
INT - 65 / 60" *
P28 / P29
INT - 55 / 58" *
P28 / P29

HSFTW26 - LAUNCH DATE

NEW

HSFTW26 JETSPEED FTW STICK

JR
YT
NAMEBAR TAG

SHAFT TECHNOLOGY
JUNIOR & YOUTH GEOMETRY
Designed to help young girls learn how to hold their stick and develop their stickhandling and shooting technique.

BLADE
STIFF COMPOSITE PAINTED BLADE
Blade stiffness that helps younger players lift the puck while allowing enough feel for stickhandling and passing.

GRIP
FULL GRIP
Full grip to help with stick control.

OFFERING

JR - 50 / 54"
P29
JR - 40 / 51"
P29
YT - 30 / 48"
P29

HSFTW26 - YTH - LAUNCH DATE

HSXFGH25 XF GHOST STICK

SR _____
INT \$ _____
JR \$ _____
YT \$ _____
NAMEBAR TAG

- KICKPOINT**
PRO MID KICKPOINT
The #1 Pro demanded mid kick construction made for an effortless release.
- SHAFT TECHNOLOGY**
NANOLITE SHIELD CARBON LAYERING TECHNOLOGY
High-performance carbon layering technology which creates a stick that's both incredibly light and incredibly strong.
- SHAFT GEOMETRY**
"F" GEOMETRY
A shaft with rounded corners for more feel and comfort.
Popular at Pro.
- TAPER TECHNOLOGY**
SKELETON +
Manufacturing technology found in the taper area which provides better reliability in key moments of the game.
- BLADE**
PRO STIFF BLADE
A pro inspired blade construction designed for the best shooting performance when paired with the pro mid kick, adding to an overall stiffer flex profile.
- GRIP**
PRO GRIP FINISHING
Bringing forward the most requested grip texture to retail. A new textured raised grip uniquely offered to the best.
- MATERIAL**
SIGMA ST2X SPREAD TOW SHAFT AND BLADE
An improved sigmatex material added to the blade and shaft for greater and consistent material performance.

OFFERING

SR - 85 / 60" P28 ^{1/4} , P29 ^{1/4} , P90TM	INT - 65 / 57" P28 ^{1/4} , P29 ^{1/4} , P90TM
SR - 80 / 60" P28 ^{1/4} , P29 ^{1/4} , P90TM	INT - 55 / 55" P28 ^{1/4} , P29 ^{1/4} , P90TM
SR - 75 / 60" P28 ^{1/4} , P29 ^{1/4} , P90TM	JR - 50 / 54" P28 ^{1/4} , P29 ^{1/4} , P90TM
SR - 70 / 60" P28 ^{1/4} , P29 ^{1/4} , P90TM	JR - 40 / 51" P28 ^{1/4} , P29 ^{1/4} , P90TM
SR - 65 / 60" P28 ^{1/4} , P29 ^{1/4} , P90TM	YT - 30 / 48" P28 / P29
	YT - 20 / 45" P28 / P29

PRODUCT HAS A HOLOGRAPHIC FINISH, COLORS MAY VARY FROM THE PICTURE

HSXF TACKS XF STICK

SR _____
INT _____
JR _____
NAMEBAR TAG

- KICKPOINT**
MODERN MID KICKPOINT
Using a softer mid-section to ensure maximum energy storage when loading the stick, our new modern mid kickpoint has now been optimized for wrist shots, enabling aggressive shooters with even more puck speed and consistency than before.
- SHAFT TECHNOLOGY**
PURE CARBON TECHNOLOGY
Developed to offer a robust yet lightweight construction for high-performance stick.
- SHAFT GEOMETRY**
VARIABLE "V" GEOMETRY
New shaft geometry allowing for an easier and constant loading of the stick to help increase wrist shot power. Its shape transition along the shaft ensures maximum comfort and grip.
- TAPER TECHNOLOGY**
SKELETON +
Manufacturing technology found in the taper area which provides better reliability in key moments of the game.
- BLADE**
ACUFEEL BLADE WITH PEEL-PLY
Perfected to achieve the right blend of stiffness and feel, the ACUFEEL blade is stiff enough to deliver accuracy and control, yet softer to improve puck feel.
- MATERIAL**
PURE CARBON SHAFT WITH SIGMATEX BLADE

OFFERING

SR - 85 / 60"
P28 / P29 / P90TM
SR - 80 / 60"
P28 / P29 / P90TM
SR - 75 / 60"
P28 / P29 / P90TM
SR - 70 / 60"
P28 / P29 / P90TM

HSXF70 TACKS XF-70 STICK

SR _____
INT _____
JR _____

- KICKPOINT**
MID KICKPOINT
Built with a soft mid-section for longer loading periods to store maximum energy, plus a stiff taper zone to boost stability and response.
- SHAFT GEOMETRY**
SQUARE "T" GEOMETRY
This proven square-shaped design provides players with a traditional feel that provides great grip and control.
- BLADE**
UAF BLADE WITH GRIT FINISH
Lightweight blade with high torsional and bending stiffness for accurate shooting and passing.

OFFERING

SR - 85 / 60" P28 / P29	JR - 50 / 54" P28 / P29
SR - 75 / 60" P28 / P29	JR - 40 / 51" P28 / P29
INT - 65 / 57" P28 / P29	
INT - 55 / 55" P28 / P29	



HSRC10P RIBCOR TRIGGER 10 PRO STICK

SR
INT
JR
YT

NAMEBAR TAG

KICKPOINT **ULTRA-LOW KICK**
A redesigned kickpoint with a lower and sharper rib for the fastest release yet

SHAFT TECHNOLOGY **NANOLITE SHIELD CARBON LAYERING TECHNOLOGY**
High-performance carbon layering technology which creates a stick that's both incredibly light and strong.

SHAFT GEOMETRY **ERGONOMIC "E" GEOMETRY**
A new Ergonomic shaft with a C-Shape mid-section to increase overall stick comfort for the bottom hand.

TAPER TECHNOLOGY **SKELETON +**
Manufacturing technology found in the taper area which provides better reliability in key moments of the game.

BLADE **UL1 BLADE**
New Ultralight Blade designed to reduce weight and improve the balance point for an even quicker release.

GRIP **TRIGGER MICROFEEL**
Updated Trigger curved raised grip to enhance stick feel in hands.

MATERIAL **SIGMA ST2X SPREAD TOW SHAFT AND BLADE**
An improved sigmatex material added to the blade and shaft for greater and consistent material performance.

OFFERING *BOOKING: P29, P28

SR - 95 / 62"
P29 3/4 | P28 3/4
SR - 85 / 60" *
P29 3/4 | P28 3/4 | P90TM
SR - 80 / 60" *
P29 3/4 | P28 3/4 | P90TM
SR - 75 / 60" *
P29 3/4 | P28 3/4 | P90TM
SR - 70 / 60" *
P29 3/4 | P28 3/4 | P90TM
SR - 65 / 60" *
P29 3/4 | P28 3/4 | P90TM

INT - 65 / 57" *
P29 3/4 | P28 3/4 | P90TM
INT - 55 / 55" *
P29 3/4 | P28 3/4 | P90TM
JR - 50 / 54" *
P29 3/4 | P28 3/4 | P90TM
JR - 40 / 51" *
P29 3/4 | P28 3/4 | P90TM
YT - 30 / 48"
P29 3/4 | P28 3/4
YT - 20 / 45"
P29 3/4 | P28 3/4

PRODUCT HAS A HOLOGRAPHIC FINISH, COLORS MAY VARY FROM THE PICTURE

HSRC9K RIBCOR TRIGGER 9K STICK

SR
INT
JR

NAMEBAR TAG

KICKPOINT **OPTIMIZED LOW KICKPOINT**
The perfect low kickpoint, providing quick releases and pop on every single shot.

SHAFT TECHNOLOGY **ADVANCED CARBON MATRIX**
Performance carbon layering technology now combined with Sigmatex spread tow to offer a lighter yet even more durable stick.

SHAFT GEOMETRY **ERGONOMIC "E" GEOMETRY**
Unique ergonomic geometry designed to offer a seamless energy transfer to maximize speed of release.

TAPER TECHNOLOGY **SKELETON +**
Manufacturing technology found in the taper area which provides better reliability in key moments of the game.

BLADE **AGILITY BLADE WITH PEEL-PLY**
A lighter blade that takes stick handling and feel to the next level without any compromise on shots release speed.

GRIP **TRIGGER MICROFEEL 2**
Trigger curved raised grip to enhance stick feel in hands.

MATERIAL **SIGMATEX SPREAD TOW SHAFT AND BLADE**

OFFERING

SR - 95 / 62"
P28 | P29
SR - 85 / 60"
P28 | P29 | P90TM
SR - 80 / 60"
P28 | P29 | P90TM
SR - 75 / 60"
P28 | P29 | P90TM
SR - 70 / 60"
P28 | P29 | P90TM

INT - 65 / 57"
P28 | P29 | P90TM
INT - 55 / 55"
P28 | P29 | P90TM
JR - 50 / 54"
P28 | P29 | P90TM
JR - 40 / 51"
P28 | P29 | P90TM

PRODUCT HAS A HOLOGRAPHIC FINISH, COLORS MAY VARY FROM THE PICTURE

**HSRC9
RIBCOR
TRIGGER 9
STICK**

SR _____
INT _____
JR _____
NAMEBAR TAG

KICKPOINT
OPTIMIZED LOW KICKPOINT
The perfect low kickpoint, providing quick releases and pop on every single shot.

SHAFT TECHNOLOGY
PURE CARBON TECHNOLOGY
Developed to offer a robust yet lightweight construction for high-performance stick.

SHAFT GEOMETRY
ERGONOMIC "E" GEOMETRY
Unique ergonomic geometry designed to offer a seamless energy transfer to maximize speed of release.

BLADE
AGILITY BLADE WITH PEEL-PLY
A lighter blade that takes stick handling and feel to the next level without any compromise on shots release speed.

MATERIAL
PURE CARBON SHAFT WITH SIGMATEX BLADE

PRODUCT HAS A HOLOGRAPHIC FINISH, COLORS MAY VARY FROM THE PICTURE

OFFERING

- SR - 85 / 60"
P28 | P29 | P90TM
- SR - 75 / 60"
P28 | P29 | P90TM
- SR - 70 / 60"
P28 | P29 | P90TM
- INT - 65 / 57"
P28 | P29 | P90TM
- INT - 55 / 55"
P28 | P29 | P90TM
- JR - 50 / 54"
P28 | P29 | P90TM
- JR - 40 / 51"
P28 | P29 | P90TM

**HSRC96
RIBCOR
96K
STICK**

SR _____
INT _____

KICKPOINT
LOW KICKPOINT
Engineered low kickpoint to help increase release speed on shots.

SHAFT GEOMETRY
ERGONOMIC "E" GEOMETRY
Unique ergonomic geometry designed to offer a seamless energy transfer to maximize speed of release.

BLADE
ASCENT 2 BLADE
An optimized stiffness profile that transitions seamlessly from softer in the heel to extra stiff in the toe for heightened puck feel and quick releases.

MATERIAL
C6 WEAVE ON BLADE

OFFERING

- SR - 85 / 60"
P28 | P29
- SR - 75 / 60"
P28 | P29
- INT - 65 / 57"
P28 | P29
- INT - 55 / 55"
P28 | P29

**HSRC94
RIBCOR
94K
STICK**

SR _____
INT _____
JR _____

KICKPOINT
LOW KICKPOINT
Engineered low kickpoint to help increase release speed on shots.

SHAFT GEOMETRY
ROUNDED "R" GEOMETRY
Streamlined shape with rounded corners and concave sides that delivers high performance and ultimate comfort.

BLADE
COMPOSITE SITFF BLADE
Carbon and fiberglass blade designed for great durability.

OFFERING

- SR - 85 / 60"
P29
- SR - 75 / 60"
P29
- INT - 65 / 57"
P29
- INT - 55 / 55"
P29
- JR - 50 / 54"
P29
- JR - 40 / 51"
P29
- 30 FLEX / 48"
P29
- 20 FLEX / 45"
P29
- 10 FLEX / 42"
P29

**HSULT23
ULTIMATE STICK**

*ALSO RECOMMENDED FOR STREET HOCKEY


SR | JR | YT

OFFERING

- SR - P29
- JR - P29
- YT - P29

SHAFT TECHNOLOGY **MULTI-LAM CONSTRUCTION** Incredibly durable construction with a glossy, long-lasting finish.

BLADE **ULTIMATE ABS BLADE** Stands up to a variety of surfaces - including asphalt for street hockey.



**ENDPLUFTR - SR
"R" SHAPE END PLUG**

4 inch "R" shape composite endplug

**ENDPLUFTI - INT
"I" SHAPE END PLUG**

4 inch "I" shape composite endplug

**HSNAMEP
NAMEBAR PRINTER**

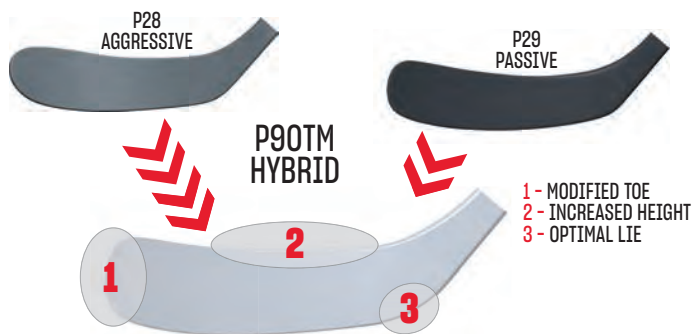
A RETAIL TOOL THAT ALLOWS PLAYERS TO HAVE THEIR NAME PERMANENTLY PRINTED ON THEIR STICK, JUST LIKE THE PROS.

HOW IT WORKS:

- 1) Simply type in the name of the player.
- 2) Press the printer on the namebar and release the trigger.
- 3) Slowly move the printer downwards.

**HSNAMEI
REPLACEMENT INK CARTRIDGE**





P90TM CURVE EVALUATION

POPULAR WITH OUR PRO PLAYERS, THE NEW P90TM BLENDS THE P28 AND THE P29 CURVES AND A SUBTLE TOE CURVE. COMBINED WITH A MAX HEIGHT AND A LOWER LIE, THIS IS IDEAL FOR THE PLAYER LOOKING FOR AN EDGE ON FACE-OFFS OR TO HELP TIPPING PUCKS IN THE AIR.



POSITION MID/TOE



SIZE BIG

OPENESS OPENED

DESCRIPTION

Aggressive curve for players who can shoot from the toe with their hands in front of their body.

P28 (186-2)

FORMER CCM MCDAVID
BAUER P28 / WARRIOR W28 /
EASTON E28 / TRUE TC4



POSITION MID



SIZE BIG

OPENESS OPENED

DESCRIPTION

All-in-one curve with lower lie for players who are straighter when passing and shooting.

P29 (203-2)

FORMER CCM CROSBY
BAUER P29 / WARRIOR W03 / TRUE TC2 /
EASTON E/P3 / SHERWOOD PP26



POSITION MID



SIZE BIG

OPENESS OPENED

DESCRIPTION

Perfect blend of P28 aggressive toe and P29 dual lie with a max height feature.

P90TM (202-2)



POSITION MID



SIZE MEDIUM

OPENESS CLOSED

DESCRIPTION

Traditional curve that is perfect for stickhandling and shot control.

P88 (184-1)

FORMER CCM OVECHKIN
BAUER P88, WARRIOR W88,
EASTON E36, TRUE MC

**HSFT9P
JETSPEED FT9 PRO**

ALUPLI COMPOSITE WITH SIGMA ST2X
Elevated shaft design now combining aluminium layers with SigmateX's improved carbon fibers to push boundaries of impact resistance.

ROUND "R" GEOMETRY
Streamlined shape with rounded corners and concave sides that keeps gaining in popularity. It delivers high performance and ultimate comfort.

SOFT-STIFF EVO BLADE WITH HELICOID®
New generation CCM blade that plays like a mix of the Jetspeed FT6 Pro stiff toe and FT7 Pro softer heel for optimal puck feel and excellent shooting performance.

KEY FEATURES




**HSFTS8
JETSPEED FT8S**

SIGMA ST® CONSTRUCTION
SigmateX high-performance carbon weave designed to reduce stick's weight while improving its durability.

ROUND "R" GEOMETRY
Streamlined shape with rounded corners and concave sides that keeps gaining in popularity. It delivers high performance and ultimate comfort.

RR-95 SOFT BLADE
Lightweight soft blade providing perfect mix of feel, shot speed and control while improving the stick's balance.

KEY FEATURES



**HSXGH25
TACKS XF GHOST**

NANOLITE SHIELD CARBON LAYERING TECHNOLOGY
High-performance carbon layering technology which creates a stick that's both incredibly light and incredibly strong.

"F" GEOMETRY
A shaft with rounded corners for more feel and comfort.

Popular at Pro.

PRO STIFF BLADE
A pro inspired blade construction designed for the best shooting performance when paired with the pro mid kick, adding to an overall stiffer flex profile.

KEY FEATURES




**HSXF
TACKS XF**

PURE CARBON TECHNOLOGY
Developed to offer a robust yet lightweight construction for high-performance stick.

VARIABLE "V" GEOMETRY
Variable shaft geometry allowing for an easier and constant loading of the stick to help increase wrist shot power. Its shape transitions along the shaft ensures maximum comfort and grip.

ACUFEEL BLADE WITH PEEL-PLY
Perfected to achieve the right blend of stiffness and feel, the ACUFEEL blade is stiff enough to deliver accuracy and control, yet softer to improve puck feel.

KEY FEATURES



**HSRC10P
RIBCOR TRIGGER 10 PRO**

NANOLITE SHIELD CARBON LAYERING WITH SIGMA ST®
Cutting-edge technology that uses variable carbon fiber layers to create a lighter stick without sacrificing on durability.

ERGONOMIC "E" GEOMETRY
Unique ergonomic geometry designed to offer a seamless energy transfer to maximize speed of release.

DUAL-FEEL BLADE WITH HELICOID®
Earn performance, feel and durability with the combination Helicoid® & Dual feel.

KEY FEATURES



**HSRC9K
RIBCOR TRIGGER 9K**

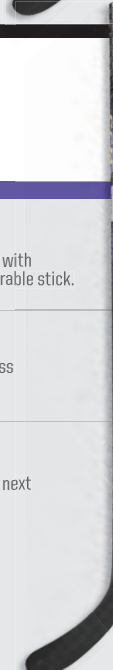
ADVANCED CARBON MATRIX
Performance carbon layering technology now combined with SigmateX spread tow to offer a lighter yet even more durable stick.

ERGONOMIC "E" GEOMETRY
Unique ergonomic geometry designed to offer a seamless energy transfer to maximize speed of release.

AGILITY BLADE WITH PEEL-PLY
A lighter blade that takes stick handling and feel to the next level without any compromise on shots release speed.

KEY FEATURES

• NOT OFFERED IN US MARKETS




**HSFT8
JETSPEED FT8**

PURE CARBON TECHNOLOGY
Carbon technology helping create a stick that's both light and strong.

KEY FEATURES

ROUND "R" GEOMETRY
Streamlined shape with rounded corners and concave sides that keeps gaining in popularity. It delivers high performance and ultimate comfort.

JF-90 BLADE
Lightweight stiff blade designed to give a heightened feel for the puck without compromising on shot speed and control.



**HSJ880
JETSPEED FT 880**

ROUND "R" GEOMETRY
Streamlined shape with rounded corners and concave sides that keeps gaining in popularity. It delivers high performance and ultimate comfort.

KEY FEATURES

JS4 BLADE
Redesigned mid-performance stiff blade offering a great balance between puck feel and shot speed.



**HSJ860
JETSPEED FT 860**

SQUARE "T" GEOMETRY
Proven square-shaped design that provides players with a traditional feel for great grip and control.

KEY FEATURES

COMPOSITE STIFF BLADE
Carbon and fiberglass blade designed for great durability.



**HSXF70
TACKS XF 70**

SQUARE "T" GEOMETRY
This proven square-shaped design provides players with a traditional feel that provides great grip and control.

KEY FEATURES

UAF BLADE WITH GRIT FINISH
Lightweight blade with high torsional and bending stiffness for accurate shooting and passing.



**HSJS7Y
JETSPEED FT YOUTH**

YOUTH GEOMETRY
Designed to help kids learn how to hold their stick and develop their stickhandling and shooting technique.

KEY FEATURES

STIFF COMPOSITE PAINTED BLADE
Blade stiffness that helps younger players lift the puck while allowing enough feel for stickhandling and passing.



**HSJ10Y3 HSJ20Y3
HSJ30Y3 HSJ40Y3
JETSPEED YOUTH
PERFORMANCE**

UNIQUE YOUTH FLEX PROFILE
Designed with kids in mind, the flex profile on this stick helps aspiring players load their stick while providing tons of support for great stickhandling and passing.

KEY FEATURES

PERFORMANCE YOUTH SHAFT DESIGN
Lightweight and super durable, the shaft is designed to help smaller hands handle a stick like it's second nature. Developed using cutting-edge design tools to substantially reduce weight without sacrificing durability.

SIGMA ST[®] CARBON WEAVE
Adapted curve, size and lie angle to help young players grab the puck and upgrade their shooting technique.



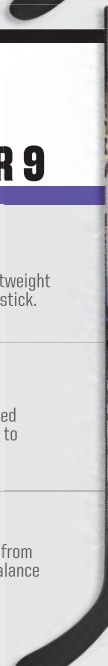
**HSRC9
RIBCOR TRIGGER 9**

PURE CARBON TECHNOLOGY
Developed to offer a robust yet lightweight construction for high-performance stick.

KEY FEATURES

ERGONOMIC "E" GEOMETRY
Unique ergonomic geometry designed to offer a seamless energy transfer to maximize speed of release.

ASCENT 3 BLADE
Regular stiffness blade benefitting from construction upgrades for better balance and accuracy.




**HSRC96
RIBCOR 96K**

ERGONOMIC "E" GEOMETRY
Unique ergonomic geometry designed to offer a seamless energy transfer to maximize speed of release.

KEY FEATURES

ASCENT 2 BLADE
An optimized stiffness profile that transitions seamlessly from softer in the heel to extra stiff in the toe for heightened puck feel and quick releases.

C6 WEAVE ON BLADE




**HSRC94
RIBCOR 94K**

SQUARE "R" GEOMETRY
Streamlined shape with rounded corners and concave sides that keeps gaining in popularity.

KEY FEATURES

COMPOSITE STIFF BLADE
Carbon and fiberglass blade designed for great durability.




TACKS XPRO HELMET

TECH 001

NEST TECH FLUX

NEST TECH FLUX

FEATURING CCM'S REVOLUTIONARY, NEW NEST TECH FLUX, A FULL COVERAGE 3D-PRINTED LINER CRAFTED FROM ADAPTIVE ELASTOMER. THIS NEW LATTICE STRUCTURE ENHANCES PLAYER PERFORMANCE BY PROMOTING AIRFLOW, BOTH HORIZONTALLY AND VERTICALLY, KEEPING THE PLAYER'S HEAD COOL WHILE SKATING AND BETWEEN SHIFTS. DESIGNED TO CONFORM TO THE PLAYER'S HEAD INSTANTLY TO ENHANCE COMFORT MANAGE HIGH AND LOW ENERGY IMPACTS AT THE ELITE LEVEL OF PLAY.



TECH 002

OPTIMAL AER-TEC THERMOREGULATION SYSTEM

THROUGH FINITE ELEMENT ANALYSIS, OUR TEAM HAS OPTIMIZED THIS HELMET'S SHELL CONSTRUCTION FOR MAXIMUM AIR CIRCULATION, SWEAT EVAPORATION AND BODY TEMPERATURE REGULATION. IT FEATURES ENLARGED SHELL VENTS IN KEY LOCATIONS AT THE FRONT, TOP, AND REAR THAT ALLOW FRESH AIR TO PASS THROUGH THE NEST TECH FLUX, WHILE AER-TEC VENTILATION CHANNELS GUIDE THAT AIR THROUGHOUT. PLAYER-GENERATED HEAT AND MOISTURE IS ABLE TO BETTER ESCAPE UPWARDS AND OUT THROUGH THE NEW LATTICE DESIGN, HELPING CREATE THE NECESSARY CHIMNEY EFFECT WHILE YOU RECUPERATE ON THE BENCH. A MOISTURE-WICKING AER-TEC TOTALDRI SWEATBAND COMPLETES THE AER-TEC CYCLE, HELPING MANAGE SWEAT AT THE FOREHEAD, SO YOU CAN STAY DRY AND FOCUSED ON THE GAME.



TECH 003



R3FLEX PROTECTION

BENEATH THE NEST TECH FLUX IS A BASE LAYER OF R3FLEX PROTECTION, CCM'S INNOVATIVE 3-IN-1 FOAM WITH DYNAMIC RESPONSE TO ALL TYPES OF IMPACTS, ALSO HELPING IMPROVE OVERALL HEAD COMFORT AND CUSHIONING.

TECH 004

ADPTFIT 360 ULTRA-PREMIUM NEW SHELL DESIGN WITH ADPTFIT 360

PERFORMANCE, PROTECTION, AND COMFORT IN A SLEEK SHELL THAT FITS CLOSE-TO-THE HEAD. WITH THE ADPTFIT 360 ADJUSTMENT SYSTEM AT THE REAR, YOU ARE ABLE TO CUSTOMIZE THE LENGTH AND THE WIDTH IN ONE EASY STEP. WITH MODERN, RICH FINISHES TO FURTHER ELEVATE THE LOOK, EXPERIENCE A PREMIUM PRODUCT FROM START TO FINISH.



IN COLLABORATION WITH THE UNIVERSITY OF OTTAWA, CCM DEVELOPED A TESTING PROTOCOL TO MEASURE HOCKEY PLAYERS' PERFORMANCE DROP DUE TO OVERHEATING DURING PLAY.

RESULTS* SHOW PLAYERS WEARING AER-TEC EQUIPMENT NOT ONLY HAVE COOLER SKIN TEMPERATURE, BUT ALSO PERFORM BETTER (SKATE FASTER, MAKE THE RIGHT DECISIONS FASTER).

*COMPARED TO PLAYERS WEARING TRADITIONAL HOCKEY EQUIPMENT IN THE SAME CONDITIONS.



**NEST
TECH** FLUX

R3FLEX
PROTECTION



HELMET STORAGE BAG
INCLUDED

NEW
**HTXPRO
TACKS X PRO
HELMET**

SIZES	HAT SIZES
S	51.0 - 56.0 CM / 6 1/2 - 7 1/8
M	54.0 - 60.0 CM / 7 - 7 1/2
L	57.0 - 63.0 CM / 7 3/8 - 8

PROTECTION NEST TECH FLUX
3D PRINTED LINER
+ R3FLEX PROTECTION

New full coverage liner maximizes protection for elite players, with CCM's newest 3D printed NEST TECH FLUX engineered to cradle the head to help manage impacts, supported by a baselayer of our innovative 3-in-1 foam with dynamic response to all types of impacts.

COMFORT COMPLETE AER-TEC
THERMOREGULATION

Maximum air circulation from intake to exhaust, during play and at rest, with NEST TECH FLUX lattice structure designed to guide air both horizontally and vertically, to keep you cool and focused on the game. The latest in optimal comfort and fit as the adaptive liner conforms to the shape of your head from the moment you try it on, and keeps it cushioned throughout your play. Cooling, wicking sweatband helps manage moisture at the forehead.

ADJUSTMENT ADPTFIT360 TOOL-FREE
ADJUSTMENT SYSTEM

Wraps head length and width in one easy step at the back, for a snug custom fit.

SHELL MODERN SLEEK LOOK

Wow your opponents in this standout shell with rich finishes to further elevate the look.

COLORS

BLK	WHT	NVY	RED	RYL	DKG	SNF

BOOKING ONLY

• REPLACEMENT SWEATBANDS also sold separately (ACCHTSWB - pkg of 2)



• PERSONALIZATION LOGO STICKERS (ACCHTSTA in various colors).



SUPER TACKS X TOTAL CUSTOM


** AVAILABLE AT SELECT LOCATIONS ONLY **

TAKE YOUR HELMET GAME TO THE NEXT LEVEL!

THE REVOLUTIONARY SUPER TACKS X WITH ITS 3D DIGITAL MANUFACTURING INNOVATION IS NOW GOING ALL OUT WITH A TOTAL CUSTOM EXPERIENCE.

STARTING WITH A PERSONALIZED HEAD SCAN, CCM GIVES YOU THE CHANCE TO WRAP YOUR HEAD IN A FULL NEST TECH 3D PRINTED LINER, ENGINEERED TO BEST PROTECT YOU WHILE GIVING YOU COMFORT LIKE YOU HAVE NEVER FELT BEFORE, MADE TO MEASURE JUST FOR YOU, JUST LIKE THE PROS.

THIS NEXT-GENERATION HELMET KEEPS YOU AT YOUR BEST THROUGHOUT YOUR GAME, WHILE OFFERING PREMIUM PROTECTION AND COMFORT.



**NEST
TECH**

**HTXCU
SUPER TACKS X
TOTAL CUSTOM
HELMET**

**TOTAL CUSTOM -
AVAILABLE IN SELECT DEALERS**

TOTAL CUSTOM helmet includes:
• Personalized helmet storage bag
• Badge inside helmet

ELITE PROTECTION 100% FULL NEST TECH
3D PRINTED LINER

Entire liner consists of only Nest Tech 3D printed lattice structures, engineered and optimally tuned with variable densities and geometries at specific locations throughout the liner to help distribute all types of hockey impacts in key areas.

PREMIUM COMFORT & FIT 100% CUSTOM LINER WITH
SUPERIOR BREATHABILITY

NEST TECH liner is 100% custom printed to your exact head shape, based on a full head scan, so it conforms and wraps your head in a soft, continuous unparalleled fit like no other, with the added benefit of maximum airflow to help keep your head cool, and your performance at its best.

ADJUSTMENT TOOL-FREE FRONT-TO-BACK
ADJUSTMENT SYSTEM

Shell remains adjustable in length should you wish to tweak it.

SHELL SLEEK AESTHETICS
AND REINFORCED SIDE
IMPACT FRAME

Our #1 helmet at the NHL! Get this pro-approved look so you can look like & feel the best players in the sport.

COLORS: CUSTOM - CHOOSE FROM 23+ SHELL COLOR OPTIONS + CUSTOM LOGO, EAR LOOPS & CHINSTRAP COLORS



HT920 / HT920C TACKS 920 HELMET

SIZES HAT SIZES

S	50 - 56 CM / 6 1/4 - 7
M	54 - 60 CM / 6 3/4 - 7 1/2
L	57 - 63 CM / 7 1/4 - 7 7/8

PROTECTION
R3FLEX PROTECTION
+ NEST TECH FOR
ELITE LEVEL PLAYERS

3-in-1 full coverage comfort liner with dynamic response to help manage all types of impacts:
1) High energy impact shock absorption
2) Low energy impact cushioning
3) Adapts & conforms to the shape of the head

COMFORT
AER-TEC VENTILATION
+ TOTALDRI

Strategically placed 3D printed NEST TECH lattice liner with built-in ventilation channels to guide fresh air throughout, along with R3FLEX Protection cushioned liner provide incredible comfort, while the cooling sweatband* wicks moisture away, helps manage sweat at the forehead and is removable & customizable for easy washing.

ADJUSTMENT
ADPTFIT 360 TOOL-FREE
ADJUSTMENT SYSTEM

Wraps head length and width in one easy step at the back, with extended size range + occipital rear comfort cushion with smooth edge to lock helmet in place.

SHELL

STREAMLINED NEW SHELL
WITH ENHANCED VENTING
TO BRING COOL AIR IN
& HELP GUIDE HEAT OUT

A pro-approved look to elevate your game and pass every mirror test, while keeping you looking & feeling fresh.

COLORS



• REPLACEMENT SWEATBANDS also sold separately (ACCHTSWB - pkg of 2)

• PERSONALIZATION LOGO STICKERS (ACCHTSTA in various colors).



R3FLEX
PROTECTION

**NEST
TECH**



HT720 / HT720C TACKS 720 HELMET

SIZES HAT SIZES

S	51 - 56 CM / 6 3/8 - 7
M	55 - 59 CM / 6 7/8 - 7 3/8
L	57 - 62 CM / 7 1/8 - 7 3/4

COMFORT
AER-TEC THERMOREGULATION
SYSTEM WITH NEST TECH +
I.Q.SHION DRI

Innovative AER-TEC VENTILATION SYSTEM powered by NEST TECH and channels allow max airflow and keep your head cool and comfortable. New and improved I.Q.Shion DRI will not retain extra sweat at the forehead.

PROTECTION
NEST TECH + D30® +
MULTI-DENSITY FOAMS

Elite-level protection from combination of 3D printed NEST TECH in key areas plus rate sensitive D30® Smart Material and quality foams to help distribute impact energy.

ADJUSTMENT
ACTIVE STABILIZER AND
TOOL-FREE ADJUSTMENT SYSTEM

Self-adjusting occipital support cushion and an easy front-to-back side adjustment provide a customized snug fit that stays in place.

SHELL

OPTIMIZED AESTHETICS AND
REINFORCED SIDE IMPACT FRAME

A pro-approved look with structure stiffness on the sides for added protection.

COLORS



**NEST
TECH**

D30®

I.Q.SHION DRI



TACKS 310 HELMET

A HIGH-PERFORMANCE HOCKEY HELMET ENGINEERED FOR COMPETITIVE PLAY ACROSS ALL AGE GROUPS. IT OFFERS A BALANCE OF ADVANCED PROTECTION AND SUPERIOR COMFORT, FEATURING MULTI-DENSITY IMPACT-ABSORBING FOAM IN A TIMELESS SHELL DESIGNED FOR THE HIGH-SPEED GAME. ITS TOOL-FREE ADJUSTMENT SYSTEM ENSURES A SECURE, PERSONALIZED FIT FOR PLAYERS OF ALL SIZES, WHILE STRATEGIC VENTILATION AND LIGHTWEIGHT MATERIALS PROMOTE COMFORT DURING GAMEPLAY. WHETHER YOU'RE LACING UP FOR YOUR FIRST TOURNAMENT OR GRINDING IT OUT IN ELITE LEAGUES, THIS HELMET IS BUILT TO PERFORM.

TECH 001

LIGHTWEIGHT VENTILATED COMFORT

3D MOLDED, FULL COVERAGE FOAM LINER CONFORMS TO THE SHAPE OF THE HEAD, OFFERING A CUSTOM-LIKE FIT RIGHT OUT OF THE BOX. ENGINEERED FOR LIGHTWEIGHT PERFORMANCE, THE FOAM USES DUAL-DENSITY EVA LAYERS THAT HELP ABSORB AND DISPERSE IMPACT FORCES WHILE MAINTAINING A LOW PROFILE.



TECH 002

R3FLEX PROTECTION



INNOVATIVE, 3-IN-1 FOAM WRAPS THE HEAD IN ALL AROUND COMFORT, WHILE PROVIDING RELIABLE DYNAMIC PROTECTION THAT RESPONDS TO ALL TYPES OF IMPACTS IN THE GAME. THE PERFECT COMBINATION OF INSTANT AND LASTING COMFORT AND TRUSTWORTHY IMPACT MANAGEMENT.

TECH 003

TIMELESS SHELL DESIGN

AN ENDURING FAVORITE, THIS SHELL OFFERS PLAYERS THE SLEEK, LOW-PROFILE LOOK THEY PREFER. WITH A TOOL-FREE ADJUSTMENT SYSTEM AT THE REAR, THE LENGTH AND WIDTH CAN BE ADJUSTED FOR THAT PERFECT FIT IN ONE EASY STEP. NOW WITH EXTENDED SIZING SO YOUNGER PLAYERS CAN FEEL CONFIDENT AND COMFORTABLE ON THE ICE.

NEW HT310V26 / HT310V26C TACKS 310 HELMET

SIZES	HAT SIZES
S	52.0 - 56.0 CM / 6 1/2 - 7
M	54.5 - 59.0 CM / 6 7/8 - 7 3/8
L	58.0 - 62.5 CM / 7 1/4 - 7 7/8

PROTECTION	R3FLEX PROTECTION + DUAL-DENSITY EVA FOR COMPETITIVE LEVEL PLAYERS	Full coverage 3D molded comfort liner that conforms to the head for a cushiony fit offering reliable dynamic response to help manage impacts in key areas.
COMFORT	LIGHTWEIGHT VENTILATED CONSTRUCTION	Anatomical design with ultralight wraparound fit enhances protection and airflow, helping players stay cool and comfortable during high-intensity shifts.
ADJUSTMENT	SINGLE TOOL-FREE ADJUSTMENT	Easy adjustment of length and width in one easy step at the back, for a customized snug fit.
SHELL	SLEEK TIMELESS LOOK	A pro-preferred shell with geometry that helps absorb impacts while providing a low volume fit.
COLORS		*Offered as a combo with FM580 (S-M-L) in black

NEW HT310V26 BOOKING ONLY TACKS 310 - WIDE FIT HELMET

SIZES	HAT SIZES
S+	51.0 - 55.0 CM / 6 3/8 - 6 7/8
M+	54.0 - 58.0 CM / 6 3/4 - 7 1/4
L+	57.0 - 61.0 CM / 7 1/4 - 7 5/8

PROTECTION	R3FLEX PROTECTION + MULTI-DENSITY EVA FOR COMPETITIVE LEVEL PLAYERS	Combined full coverage comfort liner that conforms to the head for a cushiony fit offering reliable dynamic response to help manage impacts in key areas.
COMFORT	LIGHTWEIGHT VENTILATED CONSTRUCTION - UNIQUE WIDE FIT	Specially designed fit to better suit head shapes that are wider on sides and shorter front-to-back. Optimized to enhance protection and airflow, helping players stay cool and comfortable during high-intensity shift.
ADJUSTMENT	SINGLE TOOL-FREE ADJUSTMENT	Easy adjustment of length and width in one easy step at the back, for a customized snug fit.
SHELL	SLEEK TIMELESS LOOK	A pro-preferred shell with geometry that helps absorb impacts while providing a low volume fit.
COLORS HELMET ONLY		

NEW HT310V26C TACKS 310 - JUNIOR HELMET

COMBO RECOMMENDED FOR PLAYERS APPROXIMATELY **7 TO 10 YEARS OLD**

SIZE	HAT SIZES
JR (ONE SIZE)	49.5 - 53.5 CM / 6 1/4 - 6 3/4

COMFORT / PROTECTION	R3FLEX PROTECTION + MULTI-DENSITY EVA FOR YOUNG COMPETITIVE LEVEL PLAYERS	Combined full coverage comfort liner that conforms to the head for a cushiony fit offering reliable dynamic response to help manage impacts in key areas.
COMFORT	LIGHTWEIGHT VENTILATED CONSTRUCTION	Anatomical design enhances protection and airflow, helping players stay cool and comfortable during high-intensity shifts.
ADJUSTMENT	SINGLE TOOL-FREE ADJUSTMENT	Easy adjustment of length and width in one easy step at the back, for a customized snug fit.
SHELL	SLEEK TIMELESS LOOK	A pro-preferred shell with geometry that helps absorb impacts while providing a low volume fit.
COLORS		* Offered as a combo with FM580 (XS) in black * JR-Combo sold with lightweight XS size cage that has thinner wires ideal for younger players.
ALL COLORS AVAILABLE AS COMBO ONLY		



FTW

FIT DEVELOPED FOR THE SHAPE OF THE FEMALE HEAD.

MADE FOR HER

INTRODUCING THE NEW CCM FTW HELMET, COMPLETING THE FULL HEAD-TO-TOE FTW PLAYER EQUIPMENT OFFERING. DESIGNED SPECIFICALLY FOR WOMEN, TO PROVIDE IMPROVED FIT, COMFORT AND PROTECTION, WHILE ALSO ENHANCING THEIR COOL FACTOR ON THE ICE.



TECH 001

FTW SPECIFIC FIT & SIZING

THE FIRST OF ITS KIND - A HOCKEY HELMET WITH AN INTERIOR FIT DEVELOPED FOR THE FEMALE HEAD. AFTER THOROUGH SCIENTIFIC RESEARCH SHOWING DIFFERENCES BETWEEN THE HEAD SHAPES OF MEN AND WOMEN AFTER AGE 12, CCM DESIGNED A NEW FIT AND SIZE RANGE TO BETTER FIT WOMEN SO THEY CAN PLAY IN COMFORT AND SAFETY LIKE NEVER BEFORE.



OCCIPITAL+

TECH 002

NEW R3FLEX PROTECTION



BUILT WITH THE SAME COMPONENTS AS THE LATEST CCM TACKS 920 ELITE HELMET, THE FTW HELMET ALSO FEATURES OUR NEW INNOVATIVE, 3-IN-1 FOAM TO WRAP THE HEAD IN ALL AROUND COMFORT, WHILE PROVIDING RELIABLE DYNAMIC PROTECTION THAT RESPONDS TO ALL TYPES OF IMPACTS IN THE GAME. THIS CONFORMING LINER COMBINES INSTANT AND LASTING COMFORT WITH TRUSTWORTHY IMPACT MANAGEMENT.

TECH 003

FULL AER-TEC THERMOREGULATION SYSTEM


THE CCM FTW HELMET FEATURES CCM'S FULLY INTEGRATED AER-TEC THERMOREGULATION SYSTEM TO GUIDE FRESH AIR THROUGHOUT THE HELMET AND PUSH HEAT OUT THROUGH THE TOP AND REAR VENTS.

3D PRINTED NEST TECH LATTICE SECTIONS ARE STRATEGICALLY POSITIONED BEHIND THE ENLARGED SHELL OPENINGS TO ALLOW MORE COOL AIR IN, WHILE BUILT-IN AER-TEC VENTILATION CHANNELS HELP THAT FRESHNESS FLOW THROUGH THE HELMET AS YOU PLAY. ANY EXCESS SWEAT AT THE FOREHEAD IS WICKED AWAY BY THE AER-TEC TOTALDRI SWEATBAND.

BY OPTIMIZING AIR CIRCULATION AND SWEAT EVAPORATION TO REGULATE BODY TEMPERATURE, SCIENCE SHOWS* YOU WILL STAY COOLER AND BE ABLE TO MAKE FASTER GAME-CHANGING DECISIONS.



NEST TECH



TECH 004

NEW SHELL DESIGN

ADPTFIT 360

OUR NEWEST SHELL OFFERS A SLEEK CLOSE-TO-THE-HEAD SHAPE WITH ENHANCED VENTING AND A NEW ADPTFIT 360 EASY-TO-USE 1-STEP ADJUSTMENT SYSTEM AT THE BACK TO ENSURE A SNUG FIT.



CCM'S INDUSTRY-LEADING TEAM OF ENGINEERS, PRODUCT MANAGERS AND DESIGNERS ARE FOCUSED ON DEVELOPING HELMETS THAT ARE SAFE. SCIENTISTS INDICATE THAT BRAIN INJURIES AND CONCUSSIONS ARE MAINLY DUE TO LINEAR AND ROTATIONAL ACCELERATIONS OF THE BRAIN BUT SCIENCE HAS YET TO REACH A CONSENSUS ON THE QUESTION. NO HOCKEY HELMET CAN PREVENT OR ELIMINATE THE RISK OF HEAD INJURY, INCLUDING CONCUSSIONS

IN COLLABORATION WITH THE UNIVERSITY OF OTTAWA, CCM DEVELOPED A TESTING PROTOCOL TO MEASURE HOCKEY PLAYERS' PERFORMANCE DROP DUE TO OVERHEATING DURING PLAY. RESULTS* SHOW PLAYERS WEARING AER-TEC EQUIPMENT NOT ONLY HAVE COOLER SKIN TEMPERATURE, BUT ALSO PERFORM BETTER (SKATE FASTER, MAKE THE RIGHT DECISIONS FASTER). *COMPARED TO PLAYERS WEARING TRADITIONAL HOCKEY EQUIPMENT IN THE SAME CONDITIONS.



**HTFTWC
CCM FTW HELMET**

SIZES	HAT SIZES
XS/S	49 - 56 CM / 6 1/4 - 7
M/L	53.5 - 60 CM / 6 3/4 - 7 1/2

PROTECTION	R3FLEX PROTECTION + NEST TECH FOR ELITE LEVEL PLAYERS	3-in-1 full coverage multipurpose comfort liner with dynamic response to help manage all types of impacts: 1) High energy impact shock absorption 2) Low energy impact cushioning 3) Adapts & conforms to the shape of the head
COMFORT	FTW FIT + AER-TEC VENTILATION + TOTALDRI	Interior developed specifically for the shape of the female head, featuring thermoregulation with strategically placed 3D printed NEST TECH lattice sections whose built-in ventilation channels guide fresh air throughout, along with R3FLEX Protection cushioned liner, plus a breathable AER-TEC sweatband* to wick moisture away and help manage sweat at the forehead. *personalizable & removable for easy washing
ADJUSTMENT	ADPTFIT 360 TOOL-FREE ADJUSTMENT SYSTEM + OCCIPITAL+	Wraps head length and width in one easy step at the back, with extended size range while the integrated hair groove in the occipital+ cushion help lock helmet in place comfortably.
SHELL	STREAMLINED NEW SHELL WITH ENHANCED VENTING TO BRING COOL AIR IN & HELP GUIDE HEAT OUT	A pro-approved look to elevate your game and pass every mirror test, while keeping you looking & feeling fresh.



R3FLEX
PROTECTION

NEST TECH

AER-TEC

COLORS

 BLK	 WHT	 NAVY	 RED
 RYL	 DKG		

BOOKING ONLY

Offered as a combo with FMS80 (S-M) in Black

- * REPLACEMENT SWEATBANDS also sold separately (ACCHTSWB - pkg of 2)
 - PERSONALIZATION LOGO STICKERS (ACCHTSTA in various colors)
- 





HT210 / HT210C TACKS 210 HELMET

SIZES	HAT SIZES
XS	51.5 - 55.5 CM / 6 1/2 - 7
S	52.5 - 57.0 CM / 6 5/8 - 7 1/8
M	55.5 - 60.0 CM / 7 - 7 1/2
L	58.5 - 63.0 CM / 7 3/8 - 8

COMFORT / PROTECTION	DUAL DENSITY VN + EVA FOAM LINER	Developed for great comfort and impact protection, with fewer gaps in liner for a more head-hugging fit.
ADJUSTMENT	SINGLE TOOL-FREE ADJUSTMENT	Easy adjustment at the back of the helmet for a customized snug fit.
SHELL	DESIGNED TO MAXIMIZE PROTECTIVE CAPABILITIES	A sleek low profile look with geometry that helps absorb impacts.

COLORS		*Offered as a combo with FMS80 (S-M-L) in black
--------	--	---



HT70 / HT70C TACKS 70 HELMET

SIZES	HAT SIZES
S	52.5 - 57.0 CM / 6 5/8 - 7 1/4
M	56.0 - 60.0 CM / 7 - 7 1/2
L	58.5 - 62.0 CM / 7 3/8 - 7 3/4

COMFORT / PROTECTION	DUAL DENSITY LINER	Lightweight construction with full coverage dual density foam liner for top notch comfort and protection suitable for all ages, in a ventilated shell to help keep your head cool during play.
ADJUSTMENT	TOOL-FREE LENGTH ADJUSTMENT	Easy to use built-in Flip Clip adjustment on the side of the helmet for a customized fit and high level of comfort.
SHELL	HIGH DENSITY PE SHELL WITH INTEGRATED EAR COVERS	Modern, pro-approved look designed to help distribute recreational level impacts.

COLORS		*Offered as a combo with FM70 (S-M-L) in black
--------	--	--



SR LINER

HT70C TACKS 70 - JR / YT COMBO ONLY



JR LINER

YT LINER

JUNIOR

DESIGNED SPECIFICALLY FOR PLAYERS FROM **7 TO 10 YEARS OLD**

SIZE	HAT SIZES
JR (ONE SIZE)	52.5 - 57 CM / 6 5/8 - 7 1/4

COMFORT / PROTECTION	DUAL DENSITY LINER	Lightweight construction with full coverage dual density foam liner for optimal comfort and protection for young players in a ventilated shell to help keep their head cool during play.
----------------------	--------------------	--

ADJUSTMENT	TOOL-FREE KID-SPECIFIC ADJUSTMENTS	Easy tool-free adjustments for facemask height, plus quick-release chin strap buckle, and FlipClip helmet size adjustment on sides that kids and parents alike will appreciate.
------------	------------------------------------	---

SHELL	HIGH DENSITY PE SHELL WITH INTEGRATED EAR COVERS	Modern, pro-approved look designed to help distribute junior or youth specific impacts. Personalization sticker included to help identify each player. New ergonomic ear covers attached to rear shell to better align with ear as player grows.
-------	--	--

COMBO OFFERED WITH LIGHTWEIGHT FM70 (JR/YT) IN SILVER

COLORS	
--------	--

YOUTH

DESIGNED SPECIFICALLY FOR PLAYERS FROM **3 TO 7 YEARS OLD**

SIZE	HAT SIZES
YT (ONE SIZE)	49 - 53 CM / 6 1/8 - 6 2/3



HTMSRTEU MULTI PLAY HELMET

SPECIFICALLY DESIGNED FOR SKATERS FROM **2 TO 7** YEARS OLD

SIZE: YT (ONE SIZE)
HAT SIZES: 53.5 - 57 CM - 6 5/8 - 7 1/8

COMFORT/ PROTECTION	EPP LINER WITH BUILT-IN EAR COVERS	Full wraparound EPP liner to help distribute multiple impacts as your little one learns to skate.
ADJUSTMENT	TOOL-FREE ADJUSTABLE FIT	Interchangeable foam pads to easily adjust fit & sizing + built-in self-adjusting occipital support cushion + quick-release chin strap.
SHELL	HIGH IMPACT PROTECTIVE SHELL	Lightweight yet highly protective one-piece shell with ventilated design to help airflow.
OTHER	VERSATILE DESIGN FOR MANY SPORTS & ACTIVITIES	Integrated ponytail groove so kids with all hair types can play comfortably + convenient goggle holder clip at rear.

EN1080 CERTIFIED WITH GREEN BUCKLE



WHITE/
LIGHT BLUE

HT715LS **BOOKING ONLY** JOFA 715LS HELMET

SIZES: YT, S, M

Practical and versatile multi-play helmet that is perfect for hockey and other outdoor activities.

The helmet can be adjusted for optimal fit.


The HT 715 Play Helmet from CCM is equipped with a well-protective shell in high-intensity polyethylene that guarantees excellent protection against impacts. Practical ventilation holes in contrasting colour.

The helmet also has comfortable ear protection that guarantees optimal comfort.

The helmet is also CE EN1080 certified, which means that it is approved for use such as bicycle helmet.

- Details:
- Certification: CE EN1080
 - Material, shell: Polyethylene
 - Ear protection
 - Ventilation hole

COLORS



HELMET SIZE COMPARISON CHART

		HEAD CIRCUMFERENCE (CM) SIZE RANGE																
		48	49	50	51	52	53	54	55	56	57	58	59	60	61	62	63	64
TACKS X PRO	S																	
	M																	
	L																	
TACKS 920	S																	
	M																	
	L																	
TACKS 720	S																	
	M																	
	L																	
TACKS 310V26	JR																	
	S																	
	M																	
	L																	
	S+																	
TACKS 210	XS																	
	S																	
	M																	
	L																	
TACKS 70	YT																	
	JR																	
	S																	
	M																	
	L																	
MULTISPORT	YT																	



ACCESSORIES	STYLE CODE	DESCRIPTION / COLOR	COMPATIBILITY
FRONT POSTS	ACCHTPA	Helmet Front/ Temple Post A	HTXCU - HTSPTX - HT710 - HT310 - HT210 - FL500
REAR POSTS	ACCHTPJ	Helmet Rear Post J	HT710 - HT310 - HT210 - HT70 - HTMSPRT
CHINSTRAPS + EARLOOPS	ACCTKXE	Helmet personalization kit: includes front logo plate, 2 side logo stickers, 2 black earloops with color inserts, white printed chinstrap colors: red, royal, orange, kelly green, sunflower, maroon	THTXCU - HTSPTX - HT910-EXCEPT SIDE LOGOS
	ACCHTSLA	Helmet Chinstrap (10) + Earloops A(10L+10R) - Choice of Black or White	HT720 - HT910 - HT920 - HTFTW
EARCOVERS	ACCHTECA	Helmet Earcovers A (5L+5R) - Available in S or M/L	HTXCU - HTSPTX - HT720 - HT910
	ACCHTECB	Helmet Earcovers B (5L+5R)	HT710 - HT310 - HT210
REAR SNAP BUTTON	ACCHTRSA	J clips (20) + Screw A (40)	HTXCU - HTSPTX - HT910 - HT720 - HT710 - HT310 - HT210 - FL500 - HT70 - HTMSPRT
J CLIPS + SCREWS	ACCJC1	Top clips (20) + Screws A (20)	FM780 - FM580 - FM500 - FMPV1
TOP CLIPS + SCREWS	ACCTCC	Top clips (20) + Screws D (20)	FM70 (VT/JR)
	ACCTCD	Top clips (20) + Screws E (20)	FM580 - FM500 - FM780 - FMHVR
	ACCTCE	Helmet Screws A (short) 5.8 mm Length	FMPV1
	ACCTCF	Adjustable top clips (20) + Screw F (20)	FMPRO
HELMET SCREWS	ACCHTSA	Helmet screw a (20) - short 5.8mm	HTXCU - HTSPTX - HT910 - HT920 - HT720 - HT710 - HT310 - HT210 - FL500 - HT70 - HTMSPRT
CAGE SCREWS	ACCHTSC	Cage screw c (20) - long 8.9mm	FM780 - FM580 - FM500
VISOR SPACER + SCREWS	ACCVRPRO	Spacer kit 2: contains 5 sets, each with: 4 screws (2 long + 2 short), spacers (2), dual t-nuts (2)	VRPRO
CAGE BUCKLE	ACCFMCLIPA	Cage buckle clip A	FM780 - FM580 - FM500 - FM500 - FM70 - HTMSPRT - FMPV1
HELMET STICKER	ACCHTSTA	Helmet logo stickers (1 front + 2 side) Colors: red, royal, orange, kelly green, sunflower, maroon	FM780 - FM580 - FM500 - FM500 - FM70 - HTMSPRT - FMPV1
SWEATBAND	ACCHTSWB	Helmet sweatband replacement (2)	HT920 - HTFTW
CHIN CUP	ACCHINCUP2	Replacement chincup with adjustable straps	FMPRO






Protective sleeve included

** Visor portion can be easily replaced if damaged. Replacement visor sold separately (FMHVR) See p. 75 for details.

FMHVR HVR HYBRID VISOR/FACEMASK

SIZES S/M, M/L
COLORS BLACK CHROME




CONSTRUCTION	PERFECTLY BALANCED COMBINATION OF PREMIUM IMPACT RESISTANT POLYCARBONATE & OPTIMALLY POSITIONED THIN ALLOY BARS	Patent-pending design offers the best unobstructed field of vision in all game situations with the airflow benefits & protection of a cage, all in a modern look perfect for today's players.
DESIGN	OPTIMIZED OPTICAL ACCURACY & BREATHABILITY	<ul style="list-style-type: none"> Optimal Toric Lens to avoid distortion + strategically placed wires to reduce sight obstruction. Notched nose-cut visor design to allow maximum airflow + premium anti-fog treatment help reduce fogging during play. Premium anti-scratch treatment for durability & innovative visor replacement system (replacement visor sold separately ACCHVR). Well-balanced weight.
CHIN CUP	MULTI DENSITY FOAM FLOATING CHIN CUP	Comfortable and snug fitting chin cup that keeps the protection where it should.
CERTIFICATION	CSA, HECC, CE	Meets strict full face protection B1 certification requirements for use by a player of any age in hockey.



HELMET STORAGE BAG INCLUDED

FMFV1 FV1 FULL FACE VISOR

SIZES SR
JR



CONSTRUCTION	IMPACT RESISTANT POLYCARBONATE WITH ANTI-FOG AND ANTI-SCRATCH	High-quality material and finish offers a wide and unobstructed field of vision treated to resist fog build-up and scratches for extended durability on & off the ice.
DESIGN	OPTIMAL VENT PLACEMENT	Modern vent design maximizes air flow for great breathability during play.
CHIN CUP	MULTI DENSITY FOAM FLOATING CHIN CUP	Comfortable and snug fitting chin cup that keeps the protection where it should.
CERTIFICATION	CSA, HECC, CE	



VRPRO VRPRO STRAIGHT VISOR

CERTIFICATION CSA, HECC, CE
VISOR HEIGHT 88 MM / 3.5 IN
COLOR CLEAR



CONSTRUCTION	IMPACT RESISTANT POLYCARBONATE WITH ANTI-FOG, ANTI-SCRATCH AND ANTI-GLARE PROTECTION	High-quality material and finish offers an unobstructed field of vision in a clear tint so your focus stays on the game.
DESIGN	OPTIMAL STRAIGHT CUT	Modern look with pro-inspired close to nose fit.
ADJUSTMENT	TIME-SAVING INSTALLATION SYSTEM	Pre-set with patent-pending ACCVRPRO user-friendly system (screws, spacers and dual T-nuts) to quickly and easily install on your helmet so you can get on the ice faster.
CUSTOMIZABLE	HELMET STORAGE BAG + SIDE LOGO STICKERS	Includes breathable bag to protect visor once it's on your helmet, and 7 pairs of different color side logo stickers to customize your look.



VR11 VR11 SHORT CUT VISOR + SPACER



CERTIFICATION CE
VISOR HEIGHT 74mm
COLOR CLEAR



VR11PRO VR11 PRO SHORT CUT VISOR + SPACER



CERTIFICATION CE
VISOR HEIGHT 74mm
COLOR CLEAR



NEW

FM PRO PRO FACEMASK

SIZES SR S, M, L

STOCK
COLORS

BLACK

BOOKING
COLORS

BLACK CHROME,
BLACK/WHITE,
STAINLESS STEEL

WIRES **LIGHTWEIGHT, PERFORMANCE PLAYER CAGE** Protective and comfortable design with reduced visual obstructions, customizable fit and unique tech features.

DESIGN **STREAMLINED DESIGN FOR BEST FIELD OF VISION** Refined bar position, size and shape to optimize visibility from every angle on the ice.

WIRES **OPTIMIZED WIRES & ADJUSTABLE HEIGHT** Unique adjustable top clips allow players to easily adjust cage height to 3 different positions for improved sightlines.

CHIN CUP **ERGONOMIC DUAL DENSITY ADJUSTABLE CHIN CUP** Anatomical shape in a reduced size dual density EVA foam construction to optimize comfort and protection. New unique length-adjustable strap to customize floating chin cup from 2 positions for optimal support.

Replacement parts - Sold separately:

- Top Clips (ACCTCF)
- Chin Cup (ACCHINCUP2)



ADJUSTABLE HEIGHT
HAUTEUR RÉGLABLE



ADJUSTABLE STRAP LENGTH
COURROIE RÉGLABLE



580 FACEMASK

SIZES SR S, M, L

NEW SIZE: XS - BK

STOCK
COLOR

CHROME
FM580CH

BOOKING
COLOR

BLACK
FM580BK

WIRES **THIN ROUND WIRES** Protective design provides maximum visibility.

CHIN CUP **MULTI DENSITY FOAM CHIN CUP** Designed to provide high levels of comfort and protection.

FM70 70 FACEMASK

SIZES SR S, M, L

COLOR BLACK

WIRES **THIN ROUND WIRES** Lightweight protective design provides maximum line of sight.

CHIN CUP **FLOATING CONSTRUCTION COMFORT FOAM** Designed to move with you for enhanced comfort while offering a good level of protection.



TACKS XR GHOST GLOVES

XR GHOST GLOVES ARE DESIGNED TO MEET THE INTENSITY OF THE GAME. BALANCING PROTECTION, MOBILITY AND FEEL IN ONE UNCOMPROMISING PACKAGE. FROM THE REINFORCED BACK HAND PAD TO THE RESPONSIVE PALM, EVERY DETAIL IS CRAFTED TO KEEP YOUR HANDS SAFE, YOUR GRIP STRONG, AND YOUR GAME SHARP.

SENSALAST PRO PALM


EXPERIENCE THE SOFTEST AND MOST DURABLE PALM YET WITH OUR LATEST TACKS GLOVE LINE. SENSALAST PRO PALM TECHNOLOGY DELIVERS UNBEATABLE COMFORT FROM THE MOMENT YOU TRY THEM ON, AND LASTING PERFORMANCE GAME AFTER GAME. WHETHER YOU'RE STICKHANDLING OR RIPPING A SHOT, IT GIVES YOU THE GRIP AND CONTROL TO MAKE IT COUNT.



TECH 001

PROTECTION

BUILT FOR THE TOUGHEST IMPACTS, THE XR GHOST GLOVES FEATURE A STIFF LOW PROFILE PROTECTION PLATE AND D30® ZERO IN KNUCKLE BLOCKS AND FINGERTIPS TO KEEP YOU SAFE ON EVERY PLAY, WITHOUT SACRIFICING ON MOBILITY. STAY CONFIDENT KNOWING YOUR HANDS ARE SAFE, NO MATTER THE INTENSITY OF THE GAME.



TECH 002

MOBILITY

DESIGNED FOR DYNAMIC PERFORMANCE, XR GHOST GLOVES DELIVERS UNRESTRICTED MOBILITY WITH IMPROVED FINGER FLEXIBILITY AND DIRECT DRIVE THUMB. WITH THE MAX FLEX CUFF, EVERY MOVEMENT FROM STICKHANDLING TO QUICK RELEASES FEELS MORE CONNECTED, FLUID AND UNRESTRICTED, GIVING YOU FULL CONTROL OVER THE GAME.



TECH 003

FEEL

FROM THE FIRST SHIFT, THE GLOVE FEELS LIKE AN EXTENSION OF YOUR HAND. EXPERIENCE THE PERFECT COMBINATION OF COMFORT AND PERFORMANCE, THE XR GHOST GLOVES WILL GIVE YOU THE CONFIDENCE TO HANDLE, PASS AND SHOOT WITHOUT THINKING TWICE. NO BREAK-IN REQUIRED, JUST COMFORT FROM FIRST SHIFT TO THE LAST.

IN COLLABORATION WITH THE UNIVERSITY OF OTTAWA, CCM DEVELOPED A TESTING PROTOCOL TO MEASURE HOCKEY PLAYERS' PERFORMANCE DROP DUE TO OVERHEATING DURING PLAY. RESULTS* SHOW PLAYERS WEARING AER-TEC EQUIPMENT NOT ONLY HAVE COOLER SKIN TEMPERATURE, BUT ALSO PERFORM BETTER (SKATE FASTER, MAKE THE RIGHT DECISIONS FASTER).

*COMPARED TO PLAYERS WEARING TRADITIONAL HOCKEY EQUIPMENT IN THE SAME CONDITIONS.



NEW BOOKING ONLY
HGXRGHST
TACKS XR GHOST
GLOVES



SIZES SR 13", 14", 15"

NEW
HGXRPRO
TACKS XR PRO
GLOVES



SIZES SR 13", 14", 15"
 JR 11", 12"

CONSTRUCTION **MAX PROTECTION ASD (ANATOMICAL SHIELD DESIGN) COMBINED WITH NEST-TECH VENTILATED BACKHAND PAD**
 Elite protection that also offers great ventilation. Highly mobile and roomy design paired with great tech to keep your hands comfortable and ready for whatever the game brings.

CONSTRUCTION **MAX PROTECTION ASD (ANATOMICAL SHIELD DESIGN) WITH PRO APPROVED POLYESTER + PU LEATHER**
 Pro-level protection in a highly mobile and roomy design paired with great tech to keep your hands comfortable and ready for whatever the game brings.

LINER **POLYGIENE + ODORCRUNCH™ TREATED LINERS AND COMFORT FOAMS**
 Soft and comfortable foam with enhanced antibacterial and odor fighting treatments to help keep your gloves feeling fresh.

LINER **POLYGIENE + ODORCRUNCH™ TREATED LINERS AND COMFORT FOAMS**
 Soft and comfortable foam with enhanced antibacterial and odor fighting treatments to help keep your gloves feeling fresh.

FINGERS **D30® ZERO KNUCKLE AND FINGER TIPS BLOCS + HYBRID NASH FINGER TIPS + 3 PIECE INDEX AND RING FINGERS**
 Enhanced protection where it matters most, while delivering optimal freedom of movement.

FINGERS **D30® ZERO KNUCKLE AND FINGER TIPS BLOCS + HYBRID NASH FINGER TIPS + 3 PIECE INDEX AND RING FINGERS**
 Enhanced protection where it matters most, while delivering optimal freedom of movement.

BACKHAND **STIFF LOW PROFILE INTEGRATED IMPACT PROTECTION PLATE MADE OF INJECTED HIGH GRADE POLYETHYLENE PLASTIC**
 Pro-level impact protection on back of hand to protect against the hardest of shots and NEST-TECH 3D printed lattice pad to enhance airflow throughout the glove.

BACKHAND **STIFF LOW PROFILE INTEGRATED IMPACT PROTECTION PLATE MADE OF INJECTED HIGH GRADE POLYETHYLENE PLASTIC**
 Pro-level impact protection on back of hand to protect against the hardest of shots and ventilation port to enhance airflow throughout the glove.

THUMB **ELITE FLEX THUMB WITH DIRECT-DRIVE THUMB SLEEVE**
 2-piece flexible thumb combined with unique DIRECT-DRIVE sleeve delivers better mobility and an incredible grip on your stick.

THUMB **ELITE FLEX THUMB**
 2-piece flexible thumb delivers better mobility and an incredible grip on your stick.

PALM **SENSALAST PRO PALM WITH EMBOSSED REINFORCEMENT TREATED WITH POLYGIENE ODORCRUNCH™**
 Pro feel palm with ultimate comfort and ventilation window provides an optimal interaction with your stick.

PALM **SENSALAST PRO PALM WITH EMBOSSED REINFORCEMENT TREATED WITH POLYGIENE ODORCRUNCH™**
 Pro feel palm with ultimate comfort and ventilation window provides an optimal interaction with your stick.

CUFF **MAX FLEX + FLEXMOTION CUFF**
 Open cuff design that allows for unrestricted wrist movements, flexibility and protection.

CUFF **MAX FLEX + FLEXMOTION CUFF**
 Open cuff design that allows for unrestricted wrist movements, flexibility and protection.

OTHER **POLYGIENE™ + ODORCRUNCH™ TREATED SUBLIMATED LINER**
 Superior quality liner that feels great and helps you stay dry with enhanced antibacterial and odor fighting treatments to help keep your gloves feeling fresh.

OTHER **POLYGIENE + ODORCRUNCH TREATED SUBLIMATED LINER**
 Superior quality liner that feels great and helps you stay dry with enhanced antibacterial and odor fighting treatments to help keep your gloves feeling fresh.



HGXRGHST - LAUNCH DATE

HGXRPRO - LAUNCH DATE



NEW
HGXR
TACKS XR
GLOVES



SIZES SR 13", 14", 15"
JR 10", 11", 12"

NEW
HGXR80
TACKS XR 80
GLOVES



SIZES SR 13", 14", 15"
JR 10", 11", 12"

CONSTRUCTION **MAX PROTECTION ASD (ANATOMICAL SHIELD DESIGN) WITH PRO APPROVED POLYESTER**
 Elite-level protection in a highly mobile and roomy design paired with great tech to keep your hands comfortable and ready for whatever the game brings.

CONSTRUCTION **PRO QUALITY MESH + LIGHTWEIGHT POLYESTER**
 Lightweight and incredibly durable, in an anatomical design ideal for competitive play.

LINER **POLYGIENE + ODORCRUNCH TREATED LINERS AND COMFORT FOAMS**
 Soft and comfortable foam with enhanced antibacterial and odor fighting treatments to help keep your gloves feeling fresh.

LINER **LAMINATED LINER WITH PU FOAM CUSHIONING**
 Soft and comfortable game-ready feel.

FINGERS **D30® ZERO KNUCKLE BLOCS + HD FOAM REINFORCED FINGER BLOCS + 3 PIECE INDEX**
 Enhanced protection where it matters most, while delivering optimal freedom of movement.

FINGERS **DUAL-DENSITY FOAM WITH PE INSERTS + 3 PIECE INDEX**
 Top caliber protection with construction that allows for enhanced freedom of movement and dexterity.

BACKHAND **STIFF LOW PROFILE INTEGRATED IMPACT PROTECTION PLATE MADE OF INJECTED HIGH GRADE POLYETHYLENE PLASTIC**
 Elite-level impact protection on back of hand to protect against the hardest of shots and ventilation port to enhance airflow throughout the glove.

BACKHAND **REDESIGNED LOW-PROFILE BACKHAND**
 Simpler backhand design using premium foams and PE plastic inserts delivers lightweight good protection.

THUMB **ELITE FLEX THUMB - FROM SIZES 11"**
 2-piece flexible thumb delivers better mobility and an incredible grip on your stick.

THUMB **ELITE FLEX THUMB - FROM SIZES 11"**
 2-piece flexible thumb delivers better mobility and an incredible grip on your stick.

PALM **SENSALAST PALM WITH REINFORCEMENT TREATED WITH POLYGIENE ODORCRUNCH™**
 Elite feel palm with ultimate comfort provides a great interaction with your stick.

PALM **NASH PALM + NASH REINFORCEMENT**
 Soft feel and enhanced durability.

CUFF **FLEXMOTION CUFF**
 Open cuff design that allows for unrestricted wrist movements and protection.

CUFF **FLEXMOTION CUFF**
 Open cuff design that allows for unrestricted wrist movements and protection.

OTHER **POLYGIENE + ODORCRUNCH™ TREATED SUBLIMATED LINER**
 Superior quality liner that feels great and helps you stay dry with enhanced antibacterial and odor fighting treatments to help keep your gloves feeling fresh.



HGXR - LAUNCH DATE

HGXR80 - LAUNCH DATE



JETSPEED GLOVES



HGFT8PRO JETSPEED FT8 PRO GLOVES

SIZES SR 13", 14", 15"
JR 11", 12"



HGFT8 JETSPEED FT8 GLOVES

SIZES SR 13", 14", 15"
JR 10", 11", 12"



HGFT880 JETSPEED FT880 GLOVES

SIZES SR 13", 14", 15"
JR 10", 11", 12"

CONSTRUCTION	CONSTRUCTION	CONSTRUCTION
<p>AER-TEC THERMOREGULATION SYSTEM + IMPROVED GAME READY COMFORT & MOBILITY FOR MAXIMUM FEEL</p> <p>AER-TEC powered system allows maximum breathability and airflow. Lightweight and comfortable construction is optimized for pro-level of play and the game ready feel is ready to go when you are.</p>	<p>AER-TEC THERMOREGULATION SYSTEM + IMPROVED GAME READY COMFORT & MOBILITY FOR ELITE FEEL</p> <p>AER-TEC powered system allows maximum breathability and airflow. Lightweight construction with a new back roll design that follows a perfectly anatomical shape, ideal for an elite or competitive level player.</p>	<p>GAME READY CONSTRUCTION FOR IMPROVED FIT/FEEL</p> <p>Lightweight and incredibly durable, in an anatomical back roll design ideal for competitive play.</p>
<p>AER-TEC SUSPENSION SYSTEM MESH LINER TREATED WITH POLYGIENE + ODORCRUNCH™ AND INCREASED FINGERS & KNUCKLE COMFORT</p> <p>Max ventilation and mesh lining for cooling and evaporation to help keep hands dry. Absorbs less sweat to stay light and provides instant & long-lasting comfort.</p>	<p>AER-TEC SUSPENSION SYSTEM MESH LINER TREATED WITH POLYGIENE + ODORCRUNCH™ AND INCREASED FINGERS & KNUCKLES COMFORT</p> <p>Max ventilation and mesh lining for cooling and evaporation to help keep hands dry. Absorbs less sweat to stay light and provides instant & long-lasting comfort.</p>	<p>SOFT LAMINATED LINER WITH COMFORTABLE PU FOAM CUSHIONING</p> <p>Soft feel from the start for increased comfort.</p>
<p>PREMIUM ZOTEFOAM® & HIGH DENSITY PE FOAM + PE INSERTS + IMPROVED COMFORT PU FOAM CUSHIONING</p> <p>Offering the best protection-to-weight ratio: extremely lightweight construction with pro-level protection, and three-piece index for max dexterity.</p>	<p>PREMIUM ZOTEFOAM® & HIGH DENSITY PE FOAM + PE INSERTS + IMPROVED COMFORT PU FOAM CUSHIONING</p> <p>Lightweight construction yet high level protection and three-piece index for maximum dexterity.</p>	<p>COMPETITIVE FOAM PACKAGE WITH PE FOAM + PE INSERTS</p> <p>Lightweight high quality protective foam and plastic inserts.</p>
<p>AER-TEC VENTILATION SYSTEM + PREMIUM ZOTEFOAM® + HIGH DENSITY PE FOAM + PE INSERTS</p> <p>2 ventilated ports on back of hand for optimal airflow along with pro-level protection.</p>	<p>AER-TEC VENTILATION SYSTEM + ELITE-LEVEL PE FOAM + HIGH DENSITY PE FOAM + PE INSERTS</p> <p>Ventilation port on back of hand for optimal airflow along with elite-level protection.</p>	<p>PE FOAM + PE INSERTS</p> <p>Premium foam and inserts deliver lightweight, top-notch protection.</p>
<p>IMPROVED PRO FLEXTUMB - FROM SIZE 11"</p> <p>2-piece thumb delivers better mobility and an incredible grip on your stick with ventilated mesh in back of thumb for added airflow where you really feel it.</p>	<p>PRO FLEXTUMB - FROM SIZE 11"</p> <p>2-piece thumb delivers better mobility and an incredible grip on your stick with ventilated mesh in back of thumb for added airflow where you really feel it.</p>	<p>IMPROVED PRO FLEXTUMB - FROM SIZE 11"</p> <p>Increased mobility for a better grip.</p>
<p>SENSALAST PRO PALM: PRO BASE PALM + SENSALAST REINFORCEMENT WITH EMBOSSED TEXTURE TREATED WITH POLYGIENE + ODORCRUNCH Seamless palm-to-cuff transition inside & out for ultimate comfort, combined with a pro-feel palm providing an optimal interaction with your stick.</p>	<p>SENSALAST PALM + REINFORCEMENT WITH EMBOSSED TEXTURE + TREATED WITH POLYGIENE + ODORCRUNCH™ Soft feel seamless palm-to-cuff transition inside & out, combined with a pro-feel palm allowing ultimate stickhandling with high-caliber durability and grip.</p>	<p>SENSALAST PALM + REINFORCEMENT</p> <p>Incredible feel and enhanced durability.</p>
<p>MAX FLEX CUFF ROLL</p> <p>Allows for unrestricted wrist movements, flexibility and protection plus breathable protection.</p>	<p>SHORT PRE-ANGLED OPEN CUFF</p> <p>Enhanced range of wrist movements and protection.</p>	<p>SHORT PRE-ANGLED ONE-PIECE OPEN CUFF</p> <p>Unrestricted wrist movement, plus augmented flexibility and protection.</p>
<p>POLYGIENE + ODORCRUNCH™ TREATED SUBLIMATED LINER</p> <p>Superior quality liner that feels great and helps you stay dry with enhanced antibacterial and odor fighting treatments to help keep your gloves feeling fresh.</p>	<p>POLYGIENE + ODORCRUNCH™ TREATED SUBLIMATED LINER</p> <p>Superior quality liner that feels great and helps you stay dry with enhanced antibacterial and odor fighting treatments to help keep your gloves feeling fresh.</p>	





**HG4RP3
TACKS 4R PRO³
GLOVES**

SIZES SR 13", 14", 15"

CONSTRUCTION	PRO-APPROVED POLYESTER + PU LEATHER	Maximized durability with a classic 4 roll backhand look in a looser fitting profile.
LINER	POLYGIENE® TREATED LINER	Soft, comfortable and treated with anti-microbial Polygiene® to help control odor-causing bacteria.
FINGERS / BACKHAND	DUAL DENSITY FOAM WITH PE INSERTS + D30® ZERO BACKHAND + SOFT COMFORT FOAMS	Pro-level protection and shock absorbency around the entire hand with added D30® Zero on the backhand. Our new soft foams make sure your glove is comfortable all game long.
THUMB	PRO FLEXTHUMB - SR ONLY	Two-piece thumb delivers better mobility and an incredible grip on your stick.
PALM	SENSALAST PALM WITH SENSALAST REINFORCEMENT	Seamless palm-to-cuff transition inside & out for ultimate comfort, combined with a pro-feel palm providing an optimal interaction with your stick.
CUFF	MAX FLEX CUFF	Our flexible cuff allows players to properly load their stick and get the most out of their shot.



COLORS

BKWH RDRD NVNV



**HGFTW24
JETSPEED FTW
WOMEN'S GLOVES**

SIZES WM SR 12,13,14" - TAPERED

CONSTRUCTION	LIGHTWEIGHT & BREATHABLE, TAPERED PRO-LEVEL PROTECTION	Adapted fit for women's hand proportions to be more narrow with longer fingers, to ensure comfort, close-to-the-hand fit and elite-level protection without compromise.
LINER	AER-TEC SUSPENSION SYSTEM MESH LINER TREATED WITH POLYGIENE ODORCRUNCH™	Patent-pending design provides max ventilation and mesh lining for cooling and evaporation to help keep hands dry. Absorbs less sweat to stay light and provides instant & long-lasting comfort.
FINGERS	ELITE-LEVEL HIGH-DENSITY PE FOAM + PE INSERTS + PU FOAM CUSHIONING	Lightweight construction yet high level protection and three-piece index for maximum dexterity.
BACKHAND	AER-TEC VENTILATION SYSTEM + ELITE-LEVEL PE FOAM + HIGH DENSITY PE FOAM + PE INSERTS	2 ventilated ports on back of hand for optimal airflow along with elite-level protection.
THUMB	PRO FLEXTHUMB	2-piece thumb delivers better mobility and an incredible grip on your stick with ventilated mesh in back of thumb for added airflow where you really feel it.
PALM	SENSALAST PALM + REINFORCEMENT WITH EMBOSSED TEXTURE + TREATED WITH POLYGIENE ODORCRUNCH™	Soft feel seamless palm-to-cuff transition inside & out, combined with a pro-feel palm allowing ultimate stickhandling with high-caliber durability and grip.
CUFF	SHORT PRE-ANGLED OPEN CUFF	Enhanced range of wrist movements and protection.



OTHER	POLYGIENE + ODORCRUNCH™ TREATED SUBLIMATED LINER	Superior quality liner that feels great and helps you stay dry with enhanced antibacterial and odor fighting treatments to help keep your gloves feeling fresh.
-------	--	---



COLORS

BKWH NVWH RDWH



NEW
HGNEXT26
CCM NEXT
GLOVES

SIZES SR 13", 14", 15"
 JR 10", 11", 12"

NEW
HGNEXT26
CCM NEXT - YOUTH
GLOVES

SIZES YT 8", 9"

CONSTRUCTION **REDESIGNED FIT & COMFORT PACKAGE + LIGHTWEIGHT POLYESTER**
 Durable construction built from high-quality material in our simplest back roll design giving a more anatomical fit, ideal for recreation play at any age.

CONSTRUCTION **LIGHTWEIGHT POLYESTER**
 Durable construction built from high quality materials suited to a child's recreational level of play.

LINER **SUBLIMATED LINER WITH PU CUSHION FOAM**
 Soft feel from the start.

LINER **SUBLIMATED LINER WITH PU CUSHION FOAM**
 Soft and comfortable feel.

FINGERS **PE FOAM + PE INSERTS**
 Lightweight high quality protection, increased mobility.

FINGERS **PE FOAMS WITH 2-PIECE FINGERS**
 High-level foam protection.

BACKHAND **PE FOAM + PE INSERTS**
 High quality foam and plastics for good backhand protection.

BACKHAND **PE FOAMS**
 High quality protection, increased mobility design.

THUMB **FLEXTHUMB - FROM SIZE 11"**
 Great protection and mobility.

PALM **SUBLIMATED SENSALAST PALM**
 Soft feel and enhanced durability.

PALM **SUBLIMATED SENSALAST PALM + REINFORCEMENT**
 Soft feel and enhanced durability.

CUFF **OPEN CUFF**
 Freedom of movement, plus augmented flexibility and protection.

CUFF **SHORT PRE-ANGLED ONE-PIECE OPEN CUFF**
 Unrestricted wrist movement, plus augmented flexibility and protection.

 Open segmented cuff for major freedom of movement, flexibility and protection.

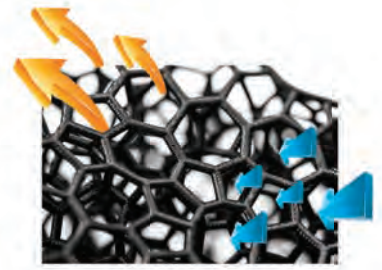




NEST TECH TECHNOLOGY

3D PRINTED PADDING ENGINEERED WITH OPTIMIZED GEOMETRIES OFFERS:

- Elite level of protection
- Unmatched breathability to help keep you cool and your performance at its peak
- Added ventilation to help your gear dry faster



D30[®]


Z E R O

WHAT IS D30[®] ZERO

Embracing sustainability without compromising performance, D30[®] Zero sets a new standard for eco-friendly materials in the world of sports equipment. Crafted with meticulous attention to detail, D30[®] Zero is a cutting-edge foam that not only offers unparalleled protection but also minimizes its environmental impact. Made from recycled sources, this revolutionary material reflects our commitment to a greener future, preserving the very playground we cherish - the ice.

By choosing D30[®] Zero, you make a conscious decision to reduce your carbon footprint without compromising on performance. As you protect yourself on the rink, you're also contributing to the protection of our planet. Look for this game-changing material in our new 2024 line of hockey equipment.

Join us in making a difference - one game, one player, one sustainable choice at a time.



D30[®]

WHAT IS D30[®]

D30[®] uses a combination of patented, patent-pending and proprietary technologies to make rate sensitive, soft, flexible materials with high shock absorbing properties. It offers the thinnest and most advanced protection against impact. D30[®] materials are made using a combination of advanced polymer chemistry and cutting-edge design. The materials are soft and flexible, with no compromise on comfort, but react differently when force is applied. D30[®] absorbs and dissipates energy during an impact, reducing the amount of force transmitted to your body compared to standard foams.

HOW D30[®] MATERIALS WORK

D30[®] has a unique molecular structure; in standard conditions, the molecules flow freely allowing the material to remain soft and flexible, but on impact, they lock together to absorb and dissipate the impact energy and reduce the transmitted force. The molecules instantly return to their flexible state. D30[®] is strain-rate sensitive, which means the stronger the impact, the more the molecules react, providing great protection.

CCM uses D30[®] Smart Material in key areas that require the highest degree of protection and comfort due to its many excellent properties. D30[®] materials allow CCM products to remain lightweight and manage various types of impacts often experienced in hockey.

HOW D30[®] TECHNOLOGIES WORK




SOFT AND FLEXIBLE MATERIAL



ABSORBS AND DISSIPATES IMPACT ENERGY



RETURNS TO FLEXIBLE STATE



D30[®] Protected




AER-TEC TOTALDRI

CCM TOTALDRI HAS BEEN ENHANCED WITH AER-TEC TECHNOLOGY TO OPTIMIZE FABRIC WICKING AND PROVIDE STRATEGIC AERATION ZONES TO EVAPORATE SWEAT AND ALLOW THE BODY TO COOL QUICKER.

AER-TEC SUSPENSION SYSTEM

CCM'S NEW AER-TEC SUSPENSION SYSTEM CREATES SPACES WHICH ALLOW COOL AIR TO CIRCULATE THROUGH THE EQUIPMENT WHICH IN TURN PROMOTES SWEAT EVAPORATION AND ALLOWS HOT AIR TO ESCAPE.

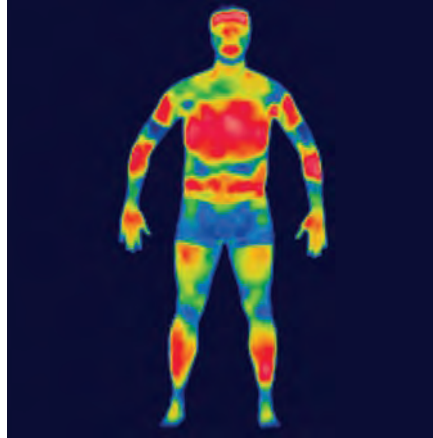


AER-TEC VENTILATION SYSTEM

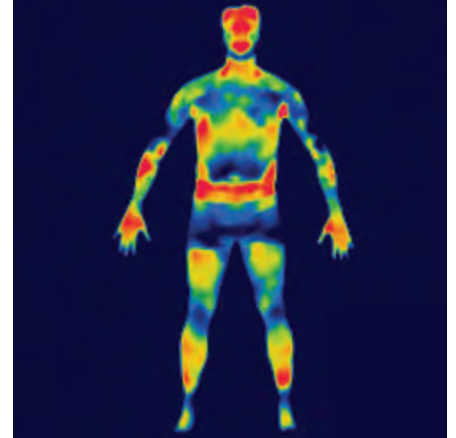
STRATEGICALLY PLACED AIR PORTS IN GEAR ALLOW FOR OPTIMAL AIR FLOW TO PROMOTE SWEAT EVAPORATION OFF OF THE BODY THANKS TO CCM'S NEW AER-TEC VENTILATION SYSTEM.



FEEL COOLER PLAY SMARTER



THERMAL IMAGE
WITHOUT
AER-TEC*



THERMAL IMAGE
WITH
AER-TEC



INCREASED
AIRFLOW
& EVAPORATION

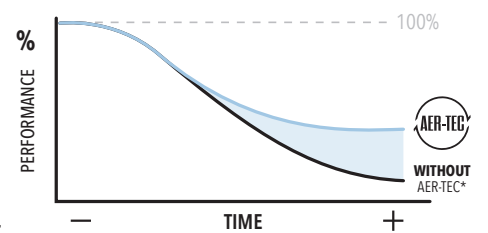
LOWER SKIN
TEMPERATURE

INCREASED
HEART RATE
RECOVERY

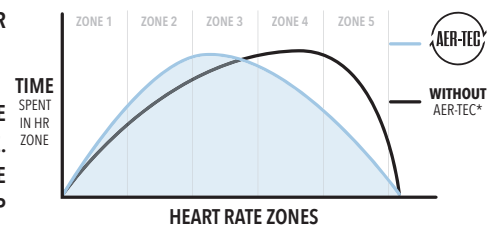
INCREASED
PERFORMANCE
UNDER FATIGUE

AER-TEC IS THE LATEST CCM TECHNOLOGY THAT WAS DESIGNED AND ENGINEERED TO PROMOTE THERMOREGULATION FOR PLAYERS AND GOALIES. THE TECHNOLOGY IS BUILT INTO BASE LAYER TOP AND BOTTOMS, PROTECTIVE EQUIPMENT FOR PLAYERS AND GOALIES, AND IN THE NEWEST GAMEWEAR JERSEYS AND SOCKS. THE TECHNOLOGY FUNCTIONS ON ITS OWN IN EACH PIECE OF GEAR, BUT ALSO MORE EFFICIENTLY IN SYNERGY AS A SYSTEM BETWEEN ALL LAYERS OF GEAR. THE ABSORPTION, EVAPORATION AND VENTILATION OF THE GEAR ALLOWS THE BODY'S CORE TEMPERATURE TO COOL QUICKER, HELPING YOU MAKE FASTER, BETTER DECISIONS WHEN IT COUNTS.

YOU'LL NOTICE THE DIFFERENCE ONCE YOU'RE REALLY GOING ALL OUT ON THE ICE. AER-TEC KEEPS YOUR BODY TEMPERATURE REGULATED AND COOL, WHICH HELPS KEEP YOUR PERFORMANCE FROM DECLINING AND ALLOWS YOU TO STAY AT THE TOP OF YOUR GAME. SAY GOODBYE TO WET GEAR AND OVERHEATING. SAY HELLO TO THE NEWEST TECHNOLOGY IN PERFORMANCE.



AER-TEC HELPS REGULATE YOUR BODY TEMPERATURE AND KEEP YOU COOL SO YOU CAN PERFORM BETTER UNDER FATIGUE.



AER-TEC REDUCES THE AMOUNT OF TIME SPENT NEAR YOUR MAX HEART RATE


* THERMAL IMAGES TAKEN AFTER HOCKEY GAME SIMULATION TESTING PROTOCOL. TESTING WAS PERFORMED ON AER-TEC GEAR (SIZE SR, L JET SPEED FT6 PRO PROTECTIVE, 2023 BASE LAYERS, 7000 GA AMEWEAR JERSEY AND SOCKS) VERSUS PREVIOUS MODELS OF CCM PROTECTIVE, BASE LAYERS AND GAMEWEAR GEAR.

POLYGIENE® TECHNOLOGY

POLYGIENE® IS THE MARKET LEADING INGREDIENT BRAND FOR STAYS FRESH SOLUTIONS. WITH POLYGIENE STAYS FRESH® TECHNOLOGY/TECHNOLOGIES, ENJOY FRESH-ALL-DAY CONFIDENCE. POLYGIENE MAKES YOUR PRODUCTS STAY FRESH AND LAST LONGER.

WITHOUT POLYGIENE COMBINATION
ODOR MOLECULES (SMOKE, FOOD, BODY ETC) AND MICROBES SETTLE IN MATERIAL AND MULTIPLY

WITH POLYGIENE COMBINATION
ODORCRUNCH & BIOSTATIC TECHNOLOGIES ELIMINATE ODOR MOLECULES AND STOP ODOR CAUSING BACTERIA



Polygiene®

POLYGIENE BIOSTATIC™ STAYS FRESH TECHNOLOGY

MAKES YOUR PRODUCTS STAY FRESH, WHICH MEANS THAT YOU CAN ENJOY FRESH- ALL-DAY CONFIDENCE, AS WELL AS WEAR YOUR PRODUCTS MORE AND WASH THEM LESS. SAVING YOU TIME, WATER AND WASTE - AND NOT LEAST, THE PRODUCT ITSELF.

POLYGIENE ODORCRUNCH™

STAYS FRESH TECHNOLOGY IS A NATURAL PRODUCT THAT CONSISTS OF THE MAIN INGREDIENT IN SAND (SILICA). ODOR MOLECULES ARE EFFICIENTLY CAPTURED AND PERMANENTLY ELIMINATED - KEEPING THE PRODUCT FRESH, REDUCING THE NEED TO WASH, AND THEREFORE MAKING IT LAST LONGER.

USED IN KEY AREAS **WHERE IT COUNTS**



TACKS PRO PANTS



THE TACKS PRO PANTS ARE BUILT TO HANDLE THE HITS WITHOUT HOLDING YOU BACK. FEATURING D30® PROTECTION AND THE AER-TEC THERMOREGULATION SYSTEM, THE PANTS OFFER THE PERFECT COMBINATION OF COVERAGE, COMFORT AND MOBILITY WITHOUT COMPROMISING SPEED SO YOU CAN STAY PROTECTED SHIFT AFTER SHIFT.



FEEL COOLER PLAY SMARTER

TECH 001

PROTECTION



CONFIDENCE ON THE ICE STARTS WITH PROTECTION. WITH HIGH-DENSITY FOAMS AND REINFORCED PADDING IN KEY AREAS, THE TACKS PRO PANTS OFFER ELITE-LEVEL PROTECTION AGAINST IMPACTS. STAY SAFE AND MOVE COMFORTABLY WITH CCM'S INNOVATED GEAR FEATURING D30®.

TECH 002

BREATHABILITY

EXPERIENCE COMFORT ON THE ICE LIKE NEVER BEFORE WITH AER-TEC THERMOREGULATION TECHNOLOGY. STRATEGICALLY PLACED VENTILATION ZONES ALLOW FOR MAXIMUM AIRFLOW, KEEPING YOU COOL, DRY, AND LIGHT ON YOUR FEET. THE BREATHABLE DESIGN HELPS REGULATE BODY TEMPERATURE, SO YOU STAY FOCUSED AND COMFORTABLE FROM START TO FINISH.

TECH 003

COMFORT

THE NEW TACKS PRO HOCKEY PANTS ARE SECURE WHERE THEY NEED TO BE, AND FLEXIBLE WHERE IT COUNTS. THEY OFFER COMFORT IN EVERY SHIFT, SO YOU CAN STAY FOCUSED ON YOUR GAME EVERY TIME YOU HIT THE ICE.

IN COLLABORATION WITH THE UNIVERSITY OF OTTAWA, CCM DEVELOPED A TESTING PROTOCOL TO MEASURE HOCKEY PLAYERS' PERFORMANCE DROP DUE TO OVERHEATING DURING PLAY.

RESULTS* SHOW PLAYERS WEARING AER-TEC EQUIPMENT NOT ONLY HAVE COOLER SKIN TEMPERATURE, BUT ALSO PERFORM BETTER (SKATE FASTER, MAKE THE RIGHT DECISIONS FASTER).

*COMPARED TO PLAYERS WEARING TRADITIONAL HOCKEY EQUIPMENT IN THE SAME CONDITIONS.



NEW
HPTKSPRO
TACKS PRO
PANTS



SIZES SR S, M, L, XL
JR M, L

NEW
HPTKS+
TACKS+
PANTS



SIZES SR S, M, L, XL
JR S, M, L

NEW
HPTKS
TACKS
PANTS

SIZES SR S-L, S, M, L, XL, 2XL
JR S, M, L

CONSTRUCTION	MAX COVERAGE ASD (ANATOMICAL SHIELD DESIGN) FLEXMOTION WRAPAROUND PROTECTION + AER-TEC VENTILATION SYSTEM Engineered to offer the highest level of protection, now with an advanced level of breathability thanks to the addition of some AER-TEC thermoregulation features. The ventilated belly pad brings in cool air and the MAX COVERAGE ASD protects you like the pros.	CONSTRUCTION	MAX COVERAGE ASD (ANATOMICAL SHIELD DESIGN) FLEXMOTION WRAPAROUND PROTECTION Engineered to offer an elite level of protection and comfort all in a classic fit.	CONSTRUCTION	MAX COVERAGE ASD (ANATOMICAL SHIELD DESIGN) Engineered to offer the highest quality protection.
ADJUSTMENT	INTEGRATED BELT + STABILIZED BELLY PAD + 1" ZIPPER Adjustable built-in belt locks in place during play, ventilated belly pad offers more airflow and stays where it should. The practical hidden +1 length extension is great for growth spurts or taller players.	ADJUSTMENT	INTERNAL BELT + STABILIZED BELLY PAD + 1" ZIPPER Adjustable built-in belt locks in place during play, ventilated belly pad offers more airflow and stays where it should. The practical hidden +1 length extension is great for growth spurts or taller players.	ADJUSTMENT	INTERNAL BELT + 1" ZIPPER The inner belt allows you to find your perfect fit and keep the pants in place during play while an extra 1" extension means these pants can grow with the player.
KIDNEY	MOLDED PE CAPS + SUBLIMATED COMFORT LINER + LOWER BACK PROTECTION INSERTS Pro-level protection in the caps and lower back protection inserts in belt help you stay protected and dry on the ice, while the premium sublimated liner absorbs less sweat.	KIDNEY	MOLDED PE CAPS + SUBLIMATED COMFORT LINER Premium sublimated liner for comfort and elite-level protection in the caps helps you stay protected and comfortable on the ice.	KIDNEY	MOLDED PE CAP + SUBLIMATED COMFORT LINER Trustworthy impact protection with maximum comfort.
HIP	D30° INSIDE HIP PAD + AER-TEC VENTILATION SYSTEM Pro-level hip cap reinforced with D30° Zero disperses impact force away from hip joints while the unique segmented FLEXMOTION hip pad design increases mobility. Added AER-TEC ventilation system to help keep you cool and dry.	HIP	JDP HIP CAPS WITH D30° ZERO Elite-level JDP hip cap reinforced with D30° Zero disperses impact force away from hip joint while the unique segmented Flexmotion hip pad design increases mobility.	HIP	JDP HIP CAPS Competitive-level hip cap disperses impact force away from hip joint.
BACK PROTECTION	FLOATING SPINE + HD FOAM SPINE GUARD + D30° ZERO Redesigned floating spine protection offers a pro-level reliable shield while the HD FOAM spine guard and D30° ZERO in spine offer maximum protection and optimal comfort.	BACK PROTECTION	FLOATING SPINE + HD FOAM SPINE GUARD Redesigned floating spine protection offers an elite-level reliable shield while the HD foam spine guard offers maximum protection and optimal comfort.	BACK PROTECTION	EXPOSED FOAM SPINE + TAILPAD Competitive-level spine protection.
THIGH GUARDS	FLOATING MOLDED PE PLASTIC CAP + HD FOAM THIGH GUARD + INNER LEG ZIPPER Durable pro-level protection with HD foam thigh guards allowing custom embroidery, plus inner leg zipper to widen as needed.	THIGH GUARDS	FLOATING MOLDED PE PLASTIC + PE FOAM Elite-level protection with a floating thigh guard allowing for custom embroidery.	THIGH GUARDS	FLOATING MOLDED PE PLASTIC CAP + PE FOAM Reliable protection with a floating thigh guard so pant legs can be custom embroidered.
SHELL	PREMIUM 400D NYLON WITH HIGH ABRASION RESISTANT SIDE PANEL + PRO CUT + VENTILATED AIR INTAKE Made of premium Nylon reinforced in all the important areas, with a pro cut in back of the legs for increased mobility and newly added ventilation system for elite breathability.	SHELL	PREMIUM 400D NYLON WITH HIGH ABRASION RESISTANT SIDE PANEL + PRO CUT Made of premium Nylon with reinforced side panels, and a pro cut in back of the legs for increased mobility.	SHELL	PREMIUM 400D NYLON WITH HIGH ABRASION RESISTANT SIDE PANELS + INNER LEG ZIPPER Premium Nylon for maximum durability.



HPTKSPRO - LAUNCH DATE



HPTKS+ - LAUNCH DATE



HPTKS - LAUNCH DATE

BOOKING ONLY

JETSPEED PANTS



HPJTS PRO



HPJS PROVP
BOOKING ONLY



HPJTS+ JETSPEED+ PANTS

SIZES SR S, M, L, XL
JR S, M, L



HPJTS JETSPEED PANTS

SIZES SR S, M, L, XL
JR S, M, L



CONSTRUCTION
AER-TEC THERMOREGULATION SYSTEM
AER-TEC thermoregulation system with maximized air intake in shell and belly pad and air channels for maximum breathability. Tapered profile for a connected feel, in a reduced weight yet durable and flexible design, ideal for a fast-moving elite player.

CONSTRUCTION
AER-TEC THERMOREGULATION SYSTEM
AER-TEC thermoregulation system with maximized air intake in shell and belly pad for maximum breathability. Tapered profile for a connected feel, in a reduced weight yet durable and flexible design, perfect for a nimble competitive team player.

CONSTRUCTION
JETSPEED TAPERED FIT + LACED FRONT PANEL
AER-TEC thermoregulation system with maximized air intake in shell and belly pad for maximum breathability. Tapered profile for a connected feel, in a reduced weight yet durable and flexible design, perfect for a nimble competitive team player.

ADJUSTMENT
EASY FIT ENTRY WITH BUILT-IN INTERNAL ANTI-TWIST BELT SYSTEM + 1" ZIPPER
Wide front opening with stretchy functional panels for a seamless adjustment and vast range of movement. Features an integrated durable belt that will not twist and hidden +1" length-adjusting zipper that allows for a custom comfort fit that stays put.

ADJUSTMENT
EASY FIT ENTRY WITH BUILT-IN INTERNAL BELT SYSTEM + 1" ZIPPER
Wide front opening with stretchy functional panels for a seamless adjustment and vast range of movement. Features an integrated durable belt and hidden +1" length-adjusting zipper for a custom fit and optimized comfort.

ADJUSTMENT
TRADITIONAL OPENING WITH LACED FRONT PANEL AND + 1" ZIPPER
Wide front opening with stretchy functional panels for a seamless adjustment and vast range of movement. Features an integrated wider durable belt and hidden +1" length-adjusting zipper for a custom fit and optimized comfort.

LINER
DRYFOAM TECHNOLOGY WITH SOFT LAMINATED WATER REPELLENT LINING
Premium sublimated liner absorbs less sweat so you can stay dry and keep your equipment lightweight.

LINER
DRYFOAM TECHNOLOGY WITH SOFT LAMINATED WATER REPELLENT LINING
Premium sublimated liner absorbs less sweat so you can stay dry and keep your equipment lightweight.

LINER
SUBLIMATED LINING
Premium sublimated liner absorbs less sweat so you can stay dry and keep your equipment lightweight.

HIP / KIDNEY
MOLDED PE CAPS WITH VENTED FOAM BASE + AER-TEC VENTILATION SYSTEM + ANATOMICAL KIDNEY BREAK
FLOFOAM pads form channels on inside of hip pads with a kidney contour design for maximum comfort and pro level protection. Added AER-TEC ventilation system to help keep you cool and dry.

HIP / KIDNEY
MOLDED PE CAPS + ANATOMICAL KIDNEY BREAK
Elite-level impact protection with an anatomical kidney contour design for maximum comfort.

HIP / KIDNEY
MOLDED PE CAPS + ANATOMICAL KIDNEY BREAK
Elite-level impact protection with an anatomical kidney contour design for maximum comfort.

BACK PROTECTION
FLOATING SPINE PROTECTOR + INJECTION MOLDED HYBRID SPINE SHIELD WITH HD FOAM AND VENTILATION PORTS + VENTED TAILBONE PAD
Pro-level spine protection with added ventilation exhaust system for superior breathability with segmented tailbone pad for pro-level mobility.

BACK PROTECTION
FLOATING SPINE PROTECTOR + INJECTION MOLDED HYBRID SPINE SHIELD + VENTILATED TAILBONE PAD
Elite-level spine protection with added ventilation exhaust system for breathability + segmented tailbone pad for improved mobility.

BACK PROTECTION
INTEGRATED SPINE PROTECTOR + INJECTION MOLDED HYBRID SPINE SHIELD
Elite-level spine protection with added ventilation exhaust system for breathability + segmented tailbone pad for improved mobility.

THIGH GUARDS
LIGHTWEIGHT HD FOAM THIGH GUARDS + LEG ZIPPER
Lightweight pro-level protection with floating thigh guards allowing custom embroidery, plus inner leg zipper to widen as needed.

THIGH GUARDS
LIGHTWEIGHT FOAM + MOLDED PE PLASTIC + LEG ZIPPER
High-level protection with floating thigh guards + plus inner leg zipper to widen as needed.

THIGH GUARDS
LIGHTWEIGHT FOAM + MOLDED PE PLASTIC + LEG ZIPPER
High-level protection with floating thigh guards + plus inner leg zipper to widen as needed.

SHELL
400D NYLON + 400D TEXTURED NYLON SIDE PANEL REINFORCEMENT + POLYESTER REAR PANEL + PRO CUT LEGS + VENTILATED AIR INTAKE & EXHAUST SYSTEM
Made of premium Nylon reinforced in all the important areas, with a pro cut -1" length in back of the legs and repositioned inner leg zipper to reduce friction during cross-overs, plus a max airflow construction.

SHELL
400D NYLON + 400D TEXTURED NYLON SIDE PANEL REINFORCEMENT + POLYESTER REAR PANEL + PRO CUT LEGS + VENTILATED AIR INTAKE & EXHAUST SYSTEM
Made of premium Nylon reinforced in all the important areas, with a pro cut -1" length in back of the legs and repositioned inner leg zipper to reduce friction during cross-overs, for overall improved durability and airflow.

SHELL
400D NYLON + 400D TEXTURED NYLON LOWER LEG REINFORCEMENT + POLYESTER REAR PANEL
Made of premium Nylon reinforced in all the important areas, with a pro cut -1" length in back of the legs and repositioned inner leg zipper to reduce friction during cross-overs, for overall improved durability and airflow.



BLACK NAVY RED



BLACK NAVY RED



BLACK NAVY RED



HPFTWVP
JETSPEED FTW VP **D30®**
 WOMEN'S PANTS

SIZES WM SR S, M, L, XL



HPFTW24 IDEAL FOR 7-11 YEAR OLDS (APPROX)
JETSPEED FTW - JR
 WOMEN'S PANTS

SIZES WM JR S, M, L

CONSTRUCTION	DURABLE AND COMFORTABLE ELITE-LEVEL PROTECTION, MADE FOR HER Adapted tapered fit made to stretch to any size & provide comfortable protection where needed while allowing you to move freely. Revolutionary adjustable design with revised proportions allowing women to select their pant by waist size regardless of body type or shape.
ADJUSTMENT	EZ FIT STRETCH OPENING + INTERNAL BELT SYSTEM +1" ZIPPER Easy on/off ultra stretch extendable opening secured in place with inner belt + stabilized belly pad, topped off with cosmetic hockey lace, +1" length-adjusting zipper all to provide a custom snug fit and unparalleled comfort.
BACK PROTECTION	LOW-PROFILE INJECTION-MOLDED HYBRID SPINE SHIELD WITH D30® ZERO + SEGMENTED TAILBONE PAD Elite-level impact protection in the lower back with a segmented tailbone pad that molds to the body.
LINER	DRYFOAM TECHNOLOGY WITH SOFT LAMINATED WATER REPELLENT LINING Soft laminated sublimated liner absorbs less sweat so you can stay dry and your equipment lightweight.
THIGH GUARD	MOLDED PE PLASTIC + INNER LEG ZIPPER Equipped with a low-profile design and a repositioned inner-leg zipper to reduce friction during cross-overs, this floating thigh guard was made to deliver elite-level protection and easy embellishment access.
HIP / KIDNEY	MOLDED PE HIP CAPS + 400D TEXTURED NYLON PADDED BELT Elite protection in the hips and kidney area with added durability around the waist.
SHELL	REVISED LENGTH + 400D NYLON + EXTENDED STRETCH ZONES + PRO CUT Made of premium Nylon and stretch materials in critical areas, with a pro cut -1" length in back of the legs, for overall improved durability and comfort.

COLORS



BLACK NAVY RED

CONSTRUCTION	LIGHTWEIGHT AND COMFORTABLE PROTECTION, MADE FOR HER Designed for their bodies and specific silhouettes, guaranteeing adapted protection and comfort as they play and grow in them. Adapted tapered fit made to stretch to any size & provide comfortable protection where needed while allowing you to move freely.
ADJUSTMENT	EZ FIT STRETCH OPENING + EXTERNAL BELT SYSTEM +1" ZIPPER Easy on/off stretch extendable opening secured in place with external belt, topped off with cosmetic hockey lace, +1" length-adjusting zipper for the growing player to provide a custom snug fit and unparalleled comfort.
BACK PROTECTION	LOW-PROFILE MOLDED EVA SPINE GUARD + SEGMENTED TAILBONE PAD Reliable impact protection in the lower back with a segmented tailbone pad that molds to the body.
THIGH GUARD	MOLDED PE PLASTIC + PE FOAM Trustworthy protection in a low-profile design.
HIP/KIDNEY	MOLDED PE CAP + PE FOAM + PADDED BELT Good level impact protection in the kidney area.
SHELL	200D NYLON + EXTENDED STRETCH ZONES + PRO CUT Made of durable Nylon and stretch materials in critical areas, with a pro cut -1" length in back of the legs, for overall improved durability and comfort.
COLORS	 BLACK



HPAS5PROVP TACKS PRO VP PANTS

SIZES SR S, M, L, XL

CONSTRUCTION	MAX COVERAGE ASD (ANATOMICAL SHIELD DESIGN) FLEXMOTION WRAPAROUND PROTECTION	Engineered to offer the highest quality protection, coupled with Flexmotion technology for the best fit and comfort in this classic fit hockey pant.
ADJUSTMENT	INTEGRATED BELT + STABILIZED BELLY PAD + 1" ZIPPER	Adjustable built-in belt locks pants in place during play, while the protective belly pad offers more coverage and stays where it should. The practical hidden +1" length extension is great for growth spurts or taller players.
KIDNEY	MOLDED PE CAP + SUBLIMATED COMFORT LINER	Elite-level impact protection with maximum comfort.
HIP	JDP HIP CAPS WITH D30®	Pro-level hip cap reinforced with D30® Smart Material disperses impact force away from hip joints while the unique segmented Flexmotion hip pad design increases mobility.
BACK PROTECTION	EXPOSED HD FOAM SPINE WITH D30® + SEAMLESS TRANSITION TO TAILPAD	Spine protection powered by D30® offers an elite level reliable shield while redesigned Flexmotion wraparound interior leaves no protection gaps, keeping hip & tail pads connected for optimal comfort.
THIGH GUARDS	FLOATING MOLDED HD FOAM CAP + PE FOAM	Pro-level protection with a floating thigh guard allowing for custom embroidery.
SHELL	PRO CUT WITH PREMIUM 400D NYLON WITH HIGH ABRASION RESISTANT SIDE PANELS, BELT AND KIDNEYS + INNER LEG ZIPPER	Made of premium Nylon reinforced in all the important areas, with pro cut -1" length in back of the legs and repositioned inner leg zipper to reduce friction during cross-overs, for overall improved durability.



PGJS JETSPEED GIRDLE

SIZES SR S, M, L, XL
JR M, L

CONSTRUCTION	PRO 400D NYLON WITH SIDE PANEL REINFORCEMENT	Sublimated liner with Dry Foam technology to keep the product lightweight.
ADJUSTMENT	ADJUSTABLE THIGH GUARD (LENGTH / WIDTH)	Easily customizable fit for an excellent level of comfort.
HIP / THIGH	PE-MOLDED CAP + MID-DENSITY FOAM	Pro-level lightweight impact protection, plus JDP hip caps to disperse impact force away from the hip joint.
BACK PROTECTION	INJECTION-MOLDED HYBRID SPINE SHIELD WITH D30® AND HD FOAM	Pro-level impact protection in the lower back with a segmented tailbone pad that molds to your body.

COMPATIBLE WITH PPJS SHELL, SOLD SEPARATELY



PPJS / PPJSVP JETSPEED GIRDLE SHELL

SIZES SR S, M, L, XL
JR M, L

CONSTRUCTION	PRO 400D NYLON WITH SIDE PANEL REINFORCEMENT	Reduced weight, optimized durability plus mesh panels for breathability and stretch panels for great mobility.
ADJUSTMENT	HIDDEN 1" ZIPPER + ADJUSTABLE LENGTH & INSIDE LEG ZIPPER	For a customizable fit.
PROTECTION	FLOATING SPINE PROTECTOR + NEW INJECTION-MOLDED HYBRID SPINE SHIELD WITH HD FOAM	Low-profile belt for added protection and comfort.

COLORS BLACK, NAVY



OPTIMIZED FIT OVER PGJS GIRDLE WITH ATTACHMENTS TO SECURE IN PLACE FOR A SEAMLESS PRO LOOK



PP25 / PP25G / PP25VP PANT SHELL

SIZES * SR S, M, L, XL, 2XL
* JR S, M, L
** GOALIE S/M, L/XL

CONSTRUCTION	PRO 400D + REINFORCEMENT	High quality material made with more stretch for durability, comfort and mobility.
ADJUSTMENT	ADJUSTABLE LENGTH	For a customizable fit that will cover even the +1" extended pants.
COLORS	BLACK, NAVY, RED, ROYAL	

* FITS OVER MOST HOCKEY PANTS
** FITS OVER MOST HOCKEY GOALIE PANTS
FOR HPFTW24, SUGGEST TO SIZE DOWN 1 SIZE.





NEW
HPNEXT26
CCM NEXT
PANTS

SIZES SR S, M, L, XL
 JR S, M, L



NEW
HPNEXT26
CCM NEXT - YOUTH
PANTS

SIZES YT S, M, L

CONSTRUCTION **REWORKED ANATOMICAL FIT RECREATIONAL LEVEL PANTS**
 Durable and lightweight, ideal for a recreational player of any age.

HIP **MOLDED PE CAPS**
 Good level of protection designed to disperse impact force away from the hip joint.

ADJUSTMENT **LACE FRONT AND PADDED BELT**
 Comfortable stretch crotch and easy to adjust.

LINER **SUBLIMATED COMFORT LINER**
 Rich liner in tailpad for instant and lasting comfort.

LINER **SUBLIMATED COMFORT LINER**
 Rich liner in tailpad for instant and lasting comfort.

BACK PROTECTION **PE INSERT SPINE PROTECTOR**
 Comfortable impact protection in the lower back.

HIP / KIDNEY **MOLDED PE CAP + PE FOAM**
 Good level impact protection in the kidney area.

THIGH GUARDS **MOLDED PE PLASTIC + PE FOAM**
 Great impact protection around the legs.

BACK PROTECTION **INTEGRATED SPINE PROTECTOR + INJECTION MOLDED HYBRID SPINE SHIELD**
 Competitive-level spine protection with segmented tailbone pad for competitive-level mobility.

COLORS



BLACK

NAVY

RED

THIGH GUARDS **MOLDED PE PLASTIC + PE FOAM**
 Reliable protection adapted for recreational hockey.

SHELL **HIGH QUALITY 210D NYLON + LIGHTWEIGHT POLYESTER**
 Durable construction.

COLORS



BLACK

NAVY

RED

TACKS PROTECTIVE



THE TACKS XR PRO PROTECTIVE GEAR IS BUILT FOR PLAYERS WHO BRING INTENSITY TO EVERY SHIFT, NO MATTER THE PRESSURE, THE SPEED, OR THE HITS. WITH IMPACT-ABSORBING CONSTRUCTION, AND AN ADJUSTABLE FIT THAT MOVES WITH YOU, EACH PIECE IS DESIGNED WITH HIGH PERFORMANCE MATERIALS ALLOWING FULL RANGE OF MOTION. THE TACKS XR PRO PROTECTIVE GEAR DELIVERS MAXIMUM COVERAGE AND COMFORT WITHOUT THE BULK, SO YOU CAN FOCUS ON THE GAME FROM THE FIRST SHIFT TO FINAL BUZZER.

TECH 001

D30® PROTECTION



OUR PROTECTIVE GEAR IS DESIGNED TO ABSORB IMPACT WHERE IT MATTERS MOST, WITHOUT SLOWING YOU DOWN. FROM SHOULDER CHECKS TO BLOCKED SHOTS, THE TACKS XR PRO GEAR FEATURES D30 IN KEY AREAS AND IS DESIGNED TO LIMIT EXPOSED ZONES SO YOU CAN PLAY HARD WITH CONFIDENCE EVERY SHIFT.

TECH 002

MOBILITY

DESIGNED TO MINIMIZE BULK AND MAXIMIZE FREEDOM OF MOVEMENT, TACKS PROTECTIVE ENSURES YOU STAY AGILE, FAST AND FULLY PROTECTED THROUGHOUT THE GAME. IMPROVED FLEXIBILITY AND RANGE OF MOTION WHERE YOU NEED IT MOST, SO YOU CAN PLAY WITHOUT FEELING RESTRICTED ALL GAME LONG.

TECH 003

ADJUSTABILITY

DIAL YOUR GEAR EXACTLY HOW YOU LIKE IT. ADJUSTABLE STRAPS AND PROTECTION LET YOU FINE-TUNE THE FIT FOR MAXIMUM COMFORT, STABILITY AND CONFIDENCE, ENSURING A PERSONALIZED AND SECURED FEEL THAT LASTS FROM WARMUP TO THE FINAL BUZZER.



NEW
SPXRPRO
TACKS XR PRO
SHOULDER PADS



SIZES SR S, M, L, XL
JR M, L

CONSTRUCTION
MAX COVERAGE ASD (ANATOMICAL SHIELD DESIGN)
+ AMPLIFIED MOBILITY DESIGN WITH MOLDED ZOTEFOAM + DECOUPLED BACK PANEL
Maximum protection with compress-molded ZOTEFOAM side panels along with front/back air channels. This piece is optimized to protect elite players, and provide great ventilation to help cool the body throughout the game. The decoupled back panel allows for increased mobility and range of motion.

CAPS
FLEXMOTION DUAL CORE HD FOAM CAPS WITH EXPOSED FOAM COVERS + IMPROVED D30® SHOULDER/AC JOINT
Enhanced pro-level protection further enhanced to help absorb and distribute the toughest impacts and increase mobility, from all angles with the new low profile FLEXMOTION shoulder cap construction.

TORSO
AIR CHANNEL + ADPTFIT LENGTH ADJUSTABLE STRAPS
Elite ventilation with air channels inside liner and length-adjustable torso straps to facilitate finding your ideal custom fit.

BICEPS
HD MOLDED FOAM GUARDS WITH LARGE VENTILATION PORTS + AER-TEC SUSPENSION SYSTEM
Lightweight custom comfort fit with a maximum level of protection and elite ventilation in biceps for cooling to help keep your body dry. New designed assembly provides seamless interaction between bicep and shoulder cap.

STERNUM AND SPINE
FLOATING STERNUM & SPINE HYBRID SHIELDS + D30® AT STERNUM & BACK SPINE
Floating sternum provides elite mobility and comfort while the compress molded HD foams with D30® at sternum and back spine offers maximum protection.

LINER
SWEAT REPELLANT ZOTEFOAM LINER
Unique foam only design allows the closed cell Zotefoam to do its job by not absorbing sweat, while the innovative air channels in the front/back provide an pro-level airflow.

CLAVICLE
FLOATING CLAVICLE COVERAGE WITH PE PLASTIC GUARDS + D30® IN THE AC JOINT
Integrated D30 that disperses impact energy away from the clavicle now protects you from the worse of impacts.

EXTRA PROTECTION
HEIGHT ADJUSTABLE & REMOVABLE FRONT PAD + REWORKED CLOSE TO BODY BACK PAD
Removable and adjustable extra lower protection offers added coverage to protect and limit spacing for a close to body feel.

SPXRPRO - LAUNCH DATE

NEW
SPXR
TACKS XR
SHOULDER PADS



SIZES SR S, M, L, XL
JR S, M, L

CONSTRUCTION
MAX COVERAGE ASD (ANATOMICAL SHIELD DESIGN)
+ AMPLIFIED MOBILITY DESIGN WITH MOLDED PE FOAM
Elite protection with compress-molded PE FOAM along with front/back air channels. This piece is optimized to protect elite players, and provide competitive ventilation to help cool the body throughout the game.

CAPS
LOW-PROFILE JDP INJECTED SHOULDER CAPS WITH EXPOSED FOAM COVER
Elite-level construction disperses the impact force away from the shoulders cap.

TORSO
AIR CHANNEL + ADPTFIT LENGTH ADJUSTABLE STRAPS
Competitive ventilation with air channels inside liner and length-adjustable torso straps to facilitate finding your ideal custom fit.

BICEPS
INJECTED PLASTIC GUARD + ADJUSTABLE STRAP LENGTH AND HEIGHT
Customizable fit and reinforced bicep guards offer elite-level protection when you need it.

STERNUM AND SPINE
SINGLE PIECE BACK BASE PANEL + MOLDED EVA FOAM LOWER BACK PAD + D30® AT STERNUM & BACK SPINE
Single piece back base panel provides elite mobility and comfort while the molded EVA foams in lower back offers maximum protection with D30® at sternum and back spine.

LINER
SWEAT REPELLANT EVA FOAM LINER
Unique foam only design allows the closed cell EVA foam liner to do its job by not absorbing sweat, while the innovative air channels in the front/back provide an elite level airflow.

CLAVICLE
FLOATING CLAVICLE COVERAGE WITH PE PLASTIC GUARDS
Elite clavicle protection with great mobility.

EXTRA PROTECTION
HEIGHT ADJUSTABLE & REMOVABLE FRONT AND BACK PADS
Removable and adjustable extra lower protection offers added coverage to protect and limit spacing when interacting with your hockey pants.

SPXR - LAUNCH DATE

NEW
SPXR80
TACKS XR80
SHOULDER PADS

SIZES SR S, M, L, XL
JR S, M, L

CONSTRUCTION
DUAL-LAYER FRONT CONSTRUCTION WITH PE FOAM + SUBLIMATED COMFORT LINING
Comfortable and low profile, this dual layered shoulder pad has everything you need to keep you protected at any competitive level.

CAPS
LOW-PROFILE JDP INJECTED SHOULDER CAPS WITH EXPOSED FOAM COVER
Pro-level construction disperses the impact force away from the shoulders cap.

TORSO
COMPRESS MOLDED FRONT AND BACK PANELS WITH SUBLIMATED LINING
Comfortable and durable protection and its sublimated lining.

BICEPS
PE-MOLDED CAP + HEIGHT ADJUSTMENT
Adjustable fit and competitive protection.

STERNUM AND SPINE
SINGLE PIECE BACK BASE PANEL + COMPRESS-MOLDED PE PLASTIC SPINE
Single piece back base panel provides competitive mobility and comfort while the compress-molded PE plastic spine offers maximum protection.

LINER
SUBLIMATED COMFORT LINING
High quality comfort lining.

CLAVICLE
FLOATING CLAVICLE PROTECTION
Designed to offer a competitive level of protection in the clavicle.

EXTRA PROTECTION
EXTENDED COVERAGE FRONT PANEL + REMOVABLE BELLY PAD
Removable and adjustable extra lower protection offers added coverage to protect and limit spacing when interacting with your hockey pants.

SPXR80 - LAUNCH DATE

TACKS PROTECTIVE



NEW
SGXRPRO
TACKS XR PRO
SHIN GUARD



SIZES SR 14", 15", 16", 17"
 JR 12", 13"

NEW
SGXR
TACKS XR
SHIN GUARD



SIZES SR 14", 15", 16", 17"
 JR 11", 12", 13"

NEW
SGXR80
TACKS XR80
SHIN GUARD

SIZES SR 14", 15", 16"
 JR 11", 12", 13"

CONSTRUCTION	<p>MAX COVERAGE FZN SHIELD DESIGN New injection molded shin cap fused with inner plastic sling to provide improved protection on both sides and self conforming calf protection to make sure you're ready to take on the worse of impacts.</p>	CONSTRUCTION	<p>MAX COVERAGE FZN SHIELD DESIGN New injection molded shin cap fused with inner plastic sling to provide improved protection on both sides and self conforming calf protection to make sure you're ready to take on the worse of impacts.</p>	CONSTRUCTION	<p>MAX COVERAGE ASD (ANATOMICAL SHIELD DESIGN) New injection molded shin cap engineered to offer competitive-level protection and comfort to make sure you're ready to take on the worse of impacts.</p>
CALF GUARD	<p>SELF CONFORMING CALF GUARD: INJECTED PLASTIC CALF GUARD + HD FOAM DAMPENER + D30® Pro-level protection that self adapts to player's anatomy.</p>	CALF GUARD	<p>COMPRESS-MOLDED EVA FOAM + PE PLASTIC REINFORCEMENT + D30® Premium calf guard with D30 Zero foam for extra impact and shock absorption, giving you elite-level protection.</p>	CALF GUARD	<p>COMPRESS-MOLDED EVA FOAM + PE PLASTIC REINFORCEMENT Premium calf guard for extra impact and shock absorption, giving you competitive-level protection.</p>
KNEECAP	<p>INJECTION KNEECAP + D30® ZERO COMFORT DONUT Injected plastic cap and D30 Zero donut to better support the knee and distribute impact energy away from the joint.</p>	KNEECAP	<p>INJECTION KNEECAP + PROTECTIVE COMFORT DONUT Injected plastic cap to better support the knee and distribute impact energy away from the joint.</p>	KNEECAP	<p>INJECTION KNEECAP + PROTECTIVE COMFORT DONUT Injected plastic cap to better support the knee and distribute impact energy away from the joint.</p>
SHIN CAP	<p>NEW INJECTION MOLDED SHIN CAP Pro-strenght shin cap with landing to lock in tape coupled with D30 foam reinforcement at bottom for max protection against impacts. Extra durable liner prevents rubbing on the inside in lower area of the pad.</p>	SHIN CAP	<p>NEW INJECTION MOLDED SHIN CAP Elite-strength shin cap with landing to lock in tape coupled with D30 foam reinforcement at bottom for max protection against impacts. Extra durable liner prevents rubbing on the inside in lower area of the pad.</p>	SHIN CAP	<p>NEW INJECTION MOLDED SHIN CAP Competitive-strenght shin cap construction with landing to lock in tape.</p>
THIGH	<p>COMPRESS-MOLDED EVA FOAM FLEXMOTION THIGH GUARD Pro-level removable and adjustable foam pad.</p>	THIGH	<p>COMPRESS-MOLDED EVA FOAM FLEXMOTION THIGH GUARD Elite-level removable and adjustable foam pad.</p>	THIGH	<p>MID-DENSITY FOAM THIGH GUARD Reliable protection around thigh area.</p>
ATTACHMENT	<p>LENGTH-ADJUSTABLE DUAL CALF STRAP + PADDED HYPER X LOCK STRAP Length-adjustable dual calf straps wraps any size calf comfortably while Hyper X lock strap keeps the shin snug and in place all game long.</p>	ATTACHMENT	<p>LENGTH-ADJUSTABLE DUAL CALF STRAP + PADDED HYPER X LOCK STRAP Length-adjustable dual calf straps wraps any size calf comfortably while Hyper X lock strap keeps the shin snug and in place all game long.</p>	ATTACHMENT	<p>STREAMLINED LOCK STRAP WITH COMFORT CUSHION + LENGTH-ADJUSTABLE CALF STRAP Snug and extra-comfortable fit that's customizable for all calf sizes.</p>
LINER	<p>REMOVABLE LINER WITH D30® DONUT + REMOVABLE TONGUES IN/OUT FEATURE Bottom removable liner to customize your fit if you prefer to wear your skates tongues in, for closer to the leg snug protection.</p>	LINER	<p>REMOVABLE LINER WITH PADDED KNEE DONUT + REMOVABLE TONGUES IN/OUT FEATURE Bottom removable liner to customize your fit if you prefer to wear your skates tongues in, for closer to the leg snug protection.</p>	LINER	<p>FULLY REMOVABLE/ADJUSTABLE LINER WITH COMFORT DONUT Enhanced comfort in a custom fit.</p>
OTHER	<p>COMPRESS MOLDED HIGH DENSITY FOAM SIDE GUARD Pro-level protection.</p>	OTHER	<p>MID DENSITY FOAM + PE PLASTIC REINFORCED SIDE GUARD Elite-level foam + plastic side guard for extra protection.</p>	OTHER	<p>MID-DENSITY FOAM SIDE GUARD Competitive-level foam for side protection.</p>



NEW

**EPXRPRO
TACKS XR PRO
ELBOW PADS**



SIZES SR S, M, L, XL
JR M, L

NEW

**EPXR
TACKS XR
ELBOW PADS**



SIZES SR S, M, L, XL
JR S, M, L

NEW

**EPXR80
TACKS XR80
ELBOW PADS**

SIZES SR S, M, L, XL
JR S, M, L

CONSTRUCTION

MAX COVERAGE ASD (ANATOMICAL SHIELD DESIGN) + 2-PIECE CONSTRUCTION
Our 2-piece construction is engineered to offer maximum-level protection and comfort to make sure you're ready to take on the worse of impacts without sacrificing mobility.

CONSTRUCTION

MAX COVERAGE ASD (ANATOMICAL SHIELD DESIGN) + 2-PIECE CONSTRUCTION
Our 2-piece construction is engineered to offer maximum-level protection and comfort to make sure you're ready to take on the worse of impacts without sacrificing mobility.

CONSTRUCTION

MAX COVERAGE ASD (ANATOMICAL SHIELD DESIGN) + SINGLE-PIECE FLOATING BICEP
Engineered to offer a great level of coverage that follows the body's natural shape while allowing for maximum protection without sacrificing mobility.

FOREARM

ADJUSTABLE ADPTFIT GUARD FITTED WITH D30® ZERO + OPTIMIZED SLASH GUARD
Pro-level injection molded forearm guard gives you maximum coverage and durable protection. The length-adjustable slash guard is designed to give extra protection the player's wrist and forearms. Comfortable EVA foam liner offers better comfort.

FOREARM

SLASH SHIELD FITTED WITH D30® ZERO + SUBLIMATED LINER
Compress-molded foam forearm guard with D30® Zero offers premium protection and comfort feel.

FOREARM

SLASH SHIELD + SUBLIMATED LINER
Compress-molded foam forearm guard offers great protection and comfort feel.

ELBOW CAP

ANATOMICAL JDP CAP + D30® ZERO COMFORT DONUT
Pro-level cap with D30® Zero foam liner to better help support the elbow and help distribute impact energy away from the joints.

ELBOW CAP

ANATOMICAL JDP CAP + COMFORT DONUT
Elite-level cap and comfort donut to better support the elbow and distribute impact energy away from the joints.

ELBOW CAP

ANATOMICAL JDP CAP + COMFORT DONUT
Competitive-level cap and comfort donut to better support the elbow and distribute impact energy away from the joints.

BICEP

FLEXMOTION DUAL LAYERED BICEP + AIR CHANNELS
Our FLEXMOTION dual layered bicep is there to keep your elbow in place and increase your range of motion. Breathability is also key, so we added air channels to increase airflow during play.

BICEP

FLEXMOTION DUAL LAYERED BICEP
Our FLEXMOTION dual layered bicep is there to keep your elbow in place and increase your range of motion.

BICEP

FLOATING BICEP PAD REINFORCED WITH PE PLASTIC
Competitive-level protection and comfort.

ATTACHMENT

ADPTFIT 360 STRAPS: 360 FOREARM & MIDDLE STRAPS + ADJUSTABLE FOREARM GUARD
Customize your elbow protection with the new middle and forearm ADPTFIT 360 straps + adjustable forearm guard coverage.

ATTACHMENT

ADPTFIT + STRAPS: MIDDLE LOCK STRAP + 360° FOREARM STRAP
Elastic reinforced middle lock strap and 360° wraparound forearm strap ensure your elbow stays in place.

ATTACHMENT

LENGTH-ADJUSTABLE FOREARM STRAP
Comfortable and fully customizable fit.

EPXRPRO - LAUNCH DATE

EPXR - LAUNCH DATE

EPXR80 - LAUNCH DATE



NEW SPXRPRO
TACKS XR PRO YOUTH SHOULDER PADS SIZES YT S, M, L

CONSTRUCTION	E-FIT FLEXIBLE NECK OPENING	Elastic neck opening for an easy fit so young players can even dress themselves.
CAPS	MOLDED PE SHOULDER CAPS	High-quality PE plastic shoulder caps combined with PE foam for added comfort and protection.
TORSO	ADJUSTABLE BELLY PAD + FULL-LENGTH HOOK AND LOOPS ADJUSTMENT + LIGHTWEIGHT FOAM LINER	Large landing and height adjustable/removable belly pad provides a lightweight customizable protection that is ultra comfortable for little players.
BICEPS	PE-MOLDED CAP + HEIGHT ADJUSTMENT	Easily adjustable height strap to customize bicep protection.
STERNUM	FLOATING COMPRESS MOLDED EVA FOAM WITH D30® IN PLEXUS	Pro-level protection powered by high quality foam and D30® for extra impact distribution in a floating construction that moves comfortably with the player.
SPINE	BIONEX SHIELD SPINE PROTECTOR	Pro-level spine foam package to offer improved protection on the back.



NEW EPXRPRO
TACKS XR PRO YOUTH ELBOW PADS SIZES YT S, M, L

CONSTRUCTION	JDP CAP REINFORCED WITH D30® ZERO	Designed to disperse impact force away from the elbow joint while D30® Zero helps absorb impact and shock in a hard cap construction to give young players pro-level protection.
BICEP	ARTICULATED BICEP	PE Foam provides comfort and mobility.
ATTACHMENT	DOUBLE STRAP ADJUSTMENT SYSTEM WITH MAXIMIZED LANDING ZONE	Built for comfort and protection, the strap system keeps your elbow pad in place.



NEW SGXRPRO
TACKS XR PRO YOUTH SHIN GUARDS SIZES YT 8", 9", 10"

CONSTRUCTION	EXTENDED FOAM CALF GUARD	Anatomical design with extended calf protection.
KNEECAPS	JDP/ MOLDED PE CAP	Designed to disperse impact force away from the knee.
SHIN CAPS	JDP/ MOLDED PE CAP	Anatomical cap design delivers high level of protection.
ATTACHMENT	UPPER LOCK STRAP + COMFORTABLE CALF STRAP	Incredibly comfortable and easily adjustable with large landing.
LINER	REMOVABLE COMFORT LINER WITH D30® ZERO + COMFORT DONUT	Removable comfort liner makes it easy to customise your fit while D30® Zero adds impact and shock absorption to the liner.



Booking only



NEW HPTKSPRO
TACKS PRO YOUTH PANTS SIZES YT S, M, L

CONSTRUCTION	MAX COVERAGE ASD (ANATOMICAL SHIELD DESIGN)	Classic fit construction engineered to offer targeted protection for those young elite players.
ADJUSTMENT	E-FIT INTERNAL STRETCH BELT + EXTERNAL BELT AND +1" LENGTH-ADJUSTING ZIPPER	Easy to put on interior stretch belt offers a snug fit that will stay comfortably in place during play and the length extension allows the pants to grow with your child.
BACK PROTECTION	FLOATING SPINE PROTECTOR WITH D30® ZERO IN TAILBONE PAD	Ultimate comfort and protection for your spine, plus D30® Zero impact and shock absorption for your tailbone.
THIGH GUARD	PE INSERTS THIGH GUARD	Provides youth pro-level impact protection.
SHELL	PRO 400D NYLON WITH SIDE PANEL REINFORCEMENT	Premium construction with extra reinforcement in high wear areas.



NEW HGXRPRO
TACKS XR PRO YOUTH GLOVES SIZES YT 8", 9"

CONSTRUCTION	ASD (ANATOMICAL SHIELD DESIGN) WITH LIGHTWEIGHT POLYESTER	Pro-level protection with high quality materials.
LINER	LAMINATED LINER WITH PU CUSHION FOAM	Soft and comfortable feel that lasts.
FINGERS	PE FOAMS WITH 2-PIECE INDEX	Designed for a better grip on the stick while protecting in comfort.
BACKHAND	INTEGRATED PRO-STYLE IMPACT PROTECTION PLATE WITH D30® ZERO	High level protection.
PALM	WATER-REPELLENT NASH PALM BASE WITH NASH REINFORCEMENT	High level feel, top quality durability and comfort to help keep small hands dry.
CUFF	OPEN CUFF	Freedom of movement, plus augmented flexibility and protection.
OTHER	SUBLIMATED LINER INSIDE CUFF	Superior quality comfort liner that helps airflow to keep you dry.





SPFT8PRO
JETSPEED FT8 PRO
SHOULDER PADS



SIZES SR S, M, L, XL
JR M, L

SPFT8
JETSPEED FT8
SHOULDER PADS



SIZES SR S, M, L, XL
JR S, M, L

SPFT880
JETSPEED FT880
SHOULDER PADS

SIZES SR S, M, L, XL
JR S, M, L

CONSTRUCTION	AER-TEC THERMOREGULATION SYSTEM + NEW AGI SHIELD + AMPLIFIED MOBILITY DESIGN WITH MOLDED ZOTEFOAM Maximum lightweight full exposed foam-only design and reinforced AGI SHIELD panels are optimized to protect elite players, with max ventilation for cooling to help keep your body and gear light throughout the game. Low profile fit is close to the body and provides superior freedom of movement.	CONSTRUCTION	AER-TEC THERMOREGULATION SYSTEM + REINFORCED PANELS WITH AMPLIFIED MOBILITY DESIGN AND MOLDED PE FOAM Provides elite and competitive players both lightweight protection and serious mobility with max ventilation to help keep your body dry and cool.	CONSTRUCTION	DUAL-LAYER FRONT CONSTRUCTION WITH PE FOAM Low-profile design provides an extra layer of protection while providing improved flexibility that won't slow down the competitive player.
CAPS	ULTRA LIGHT U-FOAM SHOULDER CAPS Pro-level protection made from an incredibly light yet extremely durable EPP core.	CAPS	ULTRA LIGHT U-FOAM SHOULDER CAPS - SR ONLY (JR: JDP CAPS) Elite-level protection made from an incredibly light and extremely durable EPP core + premium sublimated lining.	CAPS	JDP DESIGN CAPS WITH MOLDED PE Made from lightweight PE plastic, these caps deliver high-level protection that helps disperse impacts away from your shoulder joints.
TORSO	MOLDED ZOTEFOAM WITH LARGE VENTILATION PORTS + AER-TEC SUSPENSION SYSTEM + FLEXMOTION BASE JACKET Pro-level protection and improved interaction with pants for maximum protection and mobility, with optimal ventilation in torso and back to help keep your body dry and cool.	TORSO	MOLDED PE FOAM WITH LARGE VENTILATION PORTS + AER-TEC SUSPENSION SYSTEM + FLEXMOTION BASE JACKET Reliable protection that remains lightweight with perforated foam for ventilation in torso and back to cool you down while design provides improved interaction with pants.	TORSO	VENTED FRONT BASE WITH PE PERFORATED FOAM Lightweight yet durable chest protection that breathes so you feel light yet protected, mobile and comfortable with its sublimated lining.
BICEPS	HD MOLDED FOAM GUARDS WITH LARGE VENTILATION PORTS + AER-TEC SUSPENSION SYSTEM + LENGTH ADJUSTMENT Lightweight custom comfort fit with a pro-level of protection and max ventilation in biceps for cooling to help keep your body dry. Improved interaction with elbow pad for better mobility.	BICEPS	PE-MOLDED CAP + LENGTH ADJUSTMENT Custom comfort fit and professional-level protection + premium sublimated lining.	BICEPS	PE-MOLDED CAP + LENGTH ADJUSTMENT Custom comfort fit and excellent protection with adjustable coverage and sublimated lining.
STERNUM AND SPINE	MOLDED HD HYBRID STERNUM & SPINE SHIELD WITH VENTILATION PORTS Compress molded HD foam articulated upper spine for a pro-level of protection with added ventilation for breathability - overall lightweight & comfortable fit that protects.	STERNUM AND SPINE	MOLDED HD HYBRID STERNUM SHIELD WITH VENTILATION PORTS + ANATOMICAL MOLDED PE SPINE Structural shield combines hard HDPE plastic with high-density PE foam for lightweight high caliber protection.	STERNUM AND SPINE	ANATOMICAL MOLDED PE STERNUM AND SPINE Compress molded plastic protection.
LINER	AER-TEC SUSPENSION SYSTEM MESH LINER TREATED WITH POLYGIENE + ODORCRUNCH™ + FULL DRY FOAM DESIGN Unique liner-free design allows the closed cell Zotefoam® to do its job by not absorbing sweat, while the innovative AER-TEC suspended mesh liner creates max ventilation for cooling and evaporation to further help keep you cool and dry.	HYBRID LINER	AER-TEC SUSPENSION SYSTEM MESH LINER TREATED WITH POLYGIENE + ODORCRUNCH™ + DRY FOAM SIDE PANELS Max ventilation for cooling and evaporation to help keep body dry. Liner-free design to reduce sweat absorption so you stay dry and your equipment stays light.	LINER	SUBLIMATED LINER High quality comfort liner with stretch feel front panels to help you move freely.
CLAVICLE	FLOATING CLAVICLE COVERAGE WITH HD MOLDED FOAM Clavicle protection that moves with you and won't weigh you down.	CLAVICLE	MOBILE FLOATING CLAVICLE COVERAGE WITH PE PLASTIC GUARDS Highly protective yet mobile clavicle coverage.	CLAVICLE	SEGMENTED SEMI-FLOATING CLAVICLE COVERAGE Highly protective clavicle coverage that moves with you.
EXTRA PROTECTION	AGI SHIELD + EXTENDED COVERAGE FRONT PANEL + COMPRESS MOLDED HD PROTECTION PAD Added pro-level protection so you can do what you do best.	EXTRA PROTECTION	AGI SHIELD + EXTENDED COVERAGE FRONT PANEL + PE PLASTIC PROTECTION PAD Added elite-level protection so you can do what you do best.	EXTRA PROTECTION	EXTENDED COVERAGE FRONT PANEL Extra competitive-level protection.



SGFT8PRO
JETSPEED FT8 PRO
SHIN GUARD



SIZES SR 14", 15", 16", 17"
JR 12", 13"

SGFT8
JETSPEED FT8
SHIN GUARD



SIZES SR 14", 15", 16", 17"
JR 11", 12", 13"

SGFT880
JETSPEED FT880
SHIN GUARD

SIZES SR 14", 15", 16"
JR 11", 12", 13"

CONSTRUCTION	AER-TEC THERMOREGULATION SYSTEM + SHOT BLOCK REINFORCEMENT LINER Maximized thermoregulation system with multiple ventilation ports in shin cap and shin liner for maximum airflow, plus FLOFOAM knee donut offers pro-level protection.	CONSTRUCTION	AER-TEC THERMOREGULATION SYSTEM Thermoregulation system with multiple ventilation ports in shin cap and shin liner for maximum breathability, FLOFOAM knee donut offers elite-level protection.	CONSTRUCTION	LIGHTWEIGHT CONSTRUCTION WITH VENTILATION SYSTEM Multiple ventilation ports in shin cap and single ventilation port in shin liner provide extra airflow with every stride.
CALF GUARD	FLOATING COMPRESS-MOLDED HD FOAM Lightweight pro-level protection for maximum impact calf guards plus added abrasion resistance at bottom.	CALF GUARD	FLOATING COMPRESS-MOLDED EVA FOAM Elite-level lightweight shotblock calf guards plus added abrasion resistance at bottom.	CALF GUARD	FLOATING COMPRESS-MOLDED MID-DENSITY FOAM High-level protection with lightweight material for maximum impact calf guards.
KNEECAP	ANATOMICAL JDP KNEECAP Fully removable comfort knee pad with premium sublimated lining plus JDP kneecap construction to disperse impact force away from the knee joint.	KNEECAP	ANATOMICAL JDP KNEECAP Adjustable comfort knee pad with premium sublimated lining plus JDP kneecap construction to disperse impact force away from the knee joint.	KNEECAP	ANATOMICAL JDP KNEECAP JDP kneecap construction to disperse impact force away from knee joint + protective comfort donut.
SHIN CAP	OPTIMIZED ANATOMICAL GEOMETRY WITH STRAP GROOVE Pro-level shin cap lined with compress-molded exposed ZOTEFOAM, PE plastic anticollapse and multiple ventilation ports for premium breathability.	SHIN CAP	OPTIMIZED ANATOMICAL GEOMETRY WITH STRAP GROOVE Elite-level shin cap lined with perforated PE foam, PE plastic anticollapse and a single ventilation port for optimal breathability.	SHIN CAP	OPTIMIZED ANATOMICAL GEOMETRY WITH STRAP GROOVE Competitive level shin cap lined with PE foam liner.
THIGH	MOLDED PREMIUM HD FOAM CONNECTED TO KNEE LINER One-piece knee liner offers a close-to-the body pro-level protection.	THIGH	MOLDED PREMIUM EVA FOAM CONNECTED TO KNEE LINER One-piece knee liner offers a close-to-the body elite-level protection.	THIGH	FLEXIBLE COVERAGE WITH PE FOAM Reliable protection around thigh area.
ATTACHMENT	UPPER-LOCK ELASTIC STRAP WITH COMFORT CUSHION AND LENGTH-ADJUSTABLE CALF STRAP Customize to all calf sizes for a snug and extra-comfortable fit.	ATTACHMENT	UPPER-LOCK ELASTIC STRAP WITH COMFORT CUSHION AND LENGTH-ADJUSTABLE CALF STRAP Customize to all calf sizes for a snug and extra-comfortable fit.	ATTACHMENT	LOW PROFILE LOCK STRAP WITH COMFORT CUSHION + LENGTH-ADJUSTABLE CALF STRAP Snug and extra-comfortable fit that's customizable for all calf sizes.
LINER	AER-TEC SUSPENSION SYSTEM MESH LINER TREATED WITH POLYGIENE + ODOR CRUNCH™ + FULLY REMOVABLE PROTECTIVE LINER Max ventilation for evaporation to help keep shins dry and cool + abrasion-resistant 400D nylon bottom reinforcement and increased shot block protection removable liner.	LINER	AER-TEC SUSPENSION SYSTEM MESH LINER TREATED WITH POLYGIENE + ODORCRUNCH™ Max ventilation for evaporation to help keep shins dry and cool with abrasion-resistant 400D nylon bottom reinforcement	LINER	FULLY REMOVABLE/ADJUSTABLE LINER WITH KNEE HOLE AND VENTILATION PORT IN SHIN AREA Ventilation ports and sublimated lining to help keep shins dry.
OTHER	COMPRESS-MOLDED HD FOAM SIDE GUARD Pro-level foam for extra side protection.	OTHER	COMPRESS-MOLDED EVA FOAM SIDE GUARD Elite-level foam for extra side protection.	OTHER	MID-DENSITY FOAM SIDE GUARD WITH PLASTIC REINFORCEMENT High-level foam for extra side protection.



EPFT8PRO JETSPEED FT8 PRO ELBOW PADS



SIZES SR S, M, L, XL
JR M, L



EPFT8 JETSPEED FT8 ELBOW PADS



SIZES SR S, M, L, XL
JR S, M, L



EPFT880 JETSPEED FT880 ELBOW PADS

SIZES SR S, M, L, XL
JR S, M, L

CONSTRUCTION
AER-TEC THERMOREGULATION SYSTEM + 3-PIECE FLEXMOTION DESIGN
AER-TEC THERMOREGULATION SYSTEM provides maximum breathability to keep you cool and dry. 3-piece Flexmotion construction follows the elbow's natural movements to offer superior comfort and pro-level protection.

CONSTRUCTION
AER-TEC THERMOREGULATION SYSTEM + 3-PIECE FLEXMOTION DESIGN
AER-TEC THERMOREGULATION SYSTEM provides maximum breathability to keep you cool and dry. 3-piece Flexmotion construction follows the elbow's natural movements to offer superior comfort and elite-level protection.

CONSTRUCTION
HYBRID TWO-PIECE DESIGN
For added mobility and comfort, new design with floating bicep pad lets the competitive player move naturally, in a lighter, yet robust construction.

FOREARM
REINFORCED HIGH DENSITY FOAM FOREARM GUARD WITH VENTILATION PORTS + AER-TEC SUSPENSION
Pro-level forearm guard made of compress-molded exposed foam provides highest level of lightweight protection while the innovative AER-TEC suspension system provides ventilation and aids airflow to help keep you cool and dry.

FOREARM
REINFORCED HIGH DENSITY FOAM FOREARM GUARD + AER-TEC SUSPENSION
Elite-level forearm guard made of compress-molded HD foam provides highest level of protection. AER-TEC suspension system provides ventilation and aids airflow to help keep you cool and dry.

FOREARM
COMPRESS-MOLDED EVA FOREARM GUARD
Quality molded EVA forearm guard reinforced with PE plastic and sublimated lining offer excellent protection and comfort.

ELBOW CAP
MOLDED PE CAP WITH JDP CONSTRUCTION + EXPOSED EVA FOAM COVER
JDP elbow cap designed to disperse impact force away from the elbow joint plus a reinforced exposed EVA foam cover adds even more protection. Premium sublimated lining and donut hole for a comfortable feel.

ELBOW CAP
MOLDED PE CAP WITH JDP CONSTRUCTION + EXPOSED EVA FOAM COVER
JDP elbow cap designed to disperse impact force away from the elbow joint plus a reinforced exposed EVA foam cover for even more protection. Premium sublimated lining and donut hole for a comfortable feel.

ELBOW CAP
MOLDED PE CAP WITH JDP CONSTRUCTION + EXPOSED EVA FOAM COVER
Anatomical fit donut hole and sublimated lining offer high-level protection and comfort.

BICEP
HIGH DENSITY FOAM BICEP COVER WITH FULLY EXPOSED EVA FOAM INSIDE + VENTILATION PORT
Compress-molded exposed EVA DRYFOAM liner with ventilation for cooling. Optimized articulation at the bicep provides better mobility to keep protection in place.

BICEP
FLOATING BICEP PAD REINFORCED WITH PE PLASTIC
High-caliber coverage around the bicep area and soft sublimated liner for elite-level protection and comfort.

BICEP
FLOATING BICEP PAD REINFORCED WITH PE PLASTIC
High-caliber coverage around the bicep area and soft liner for competitive-level of protection and comfort.

ATTACHMENT
DUAL MIDDLE ELASTIC LOCK STRAP FOR OPTIMIZED RETENTION + NYLON FOREARM STRAP
Anti-slippage construction to help keep your elbow protection locked in and comfortable.

ATTACHMENT
FLEXIBLE MIDDLE LOCK STRAP WITH ELASTIC REINFORCEMENT + NYLON FOREARM STRAP
Securely keeps the elbow pad in place close to the body.

ATTACHMENT
FLEXIBLE MIDDLE LOCK STRAP + NYLON FOREARM STRAP
Comfortable and fully customizable fit.





NEW

SPNEXT26
CCM NEXT - SR/JR
SHOULDER PADS

SIZES SR S, M, L, XL
JR S, M, L

NEW

SGNEXT26
CCM NEXT - SR/JR
SHIN GUARDS

SIZES SR 14", 15", 16", 17"
JR 11", 12", 13"

NEW

EPNEXT26
CCM NEXT - SR/JR
ELBOW PADS

SIZES SR S, M, L, XL
JR S, M, L

CONSTRUCTION	OPTIMIZED U-SHAPE SINGLE-LAYER CONSTRUCTION WITH PE FOAM Flexible and reliable protection with a light feel, ideal for recreational use at all ages. Bindingless construction increases the comfort throughout the game.	CONSTRUCTION	ANATOMICAL NARROW FIT DESIGN Connected fit that does not feel bulky, in a lightweight mobility-friendly design well-suited to recreational players of any age.	CONSTRUCTION	2-PIECE CONSTRUCTION Built for comfort and protection, the strap system keeps your elbow pad in place.
CAPS	MOLDED PE SHOULDER CAPS Full coverage around the shoulders to safeguard from impacts or falls.	CALF GUARD	PE FOAM CALF GUARD + PLASTIC INSERT Lightweight protection shaped to fit.	FOREARM	PE FOAM + PE INSERT Sublimated lining with great lightweight protection around the forearm.
TORSO	PE FOAM BASE Lightweight fit that delivers great protection while moving with you, with maximized landing zone for easy adjustment and a custom fit.	KNEE CAPS	OPTIMIZED ANATOMICAL GEOMETRY + JDP KNEE CAP Sturdy kneecap flex point offers more freedom of movement, plus JDP construction to disperse impact force away from the knee joint.	ELBOW CAP	PE CAP WITH JDP CONSTRUCTION + DONUT HOLE JDP construction designed to disperse impact force away from the elbow joint while comfort and fit are enhanced by donut padding.
BICEPS	ADJUSTABLE MOLDED PE CAPS Slip-on elastic sleeve construction for a closer comfortable fit with reliable protection.	SHIN CAPS	ANATOMICAL GEOMETRY WITH STRAP GROOVE Reliable level of protection.	BICEP	ARTICULATED BICEP WITH MOLDED PE PLASTIC INSERT Sublimated lining and slip-on elastic sleeve construction for great comfort and mobility.
STERNUM / SPINE	ANATOMICAL FLOATING FOAM & PE PLASTIC SPINE & STERNUM High level of protection.	ATTACHMENT	NYLON UPPER LOCK STRAP + WIDE ELASTIC CALF STRAP Comfortable and easily adjustable.	ATTACHMENT	SIMPLIFIED THREE-STRAP SYSTEM Customize your fit and comfort.
LINER	SUBLIMATED LINER High quality comfort liner with stretch feel front panels to help you move freely.	LINER	PE FOAM + REMOVABLE SUBLIMATED LINER Custom fit, easy maintenance, and good level of protection.		
CLAVICLE	BUILT-IN LIGHTWEIGHT FOAM AND PLASTIC INSERTS Clavicle protection in a highly mobile and comfortable design.				
EXTRA PROTECTION	SHOULDER BLADE FOAM INSERT Competitive-level protection.				

SPNEXT26 - LAUNCH DATE

SGNEXT26 - LAUNCH DATE

EPNEXT26 - LAUNCH DATE



YT



YT



YT

NEW

SPNEXT26
CCM NEXT - YOUTH
SHOULDER PADS

SIZES YT S, M, L

NEW

SGNEXT26
CCM NEXT - YOUTH
SHIN GUARDS

SIZES YT 7", 8", 9", 10"

NEW

EPNEXT26
CCM NEXT - YOUTH
ELBOW PADS

SIZES YT S, M, L

CONSTRUCTION	SINGLE-LAYER CONSTRUCTION WITH PE FOAM + V-NOTCH Reliable protection with a light feel ideal for recreational and easy fit opening perfect for young players.	CONSTRUCTION	LIGHTWEIGHT SHELL DESIGN Great mobility plus reliable and functional protection with a light feel ideal for young recreational players.	CONSTRUCTION	ONE-PIECE CONSTRUCTION Good mobility and comfort with sublimated lining for young players.
CAPS	MOLDED PE SHOULDER CAPS Full coverage protection around the shoulders.	KNEE CAPS	PE CAP Must-have protection for kneecaps.	ELBOW CAP	JDP CAP Made of PE plastic cap for protection you can count on.
TORSO	PE FOAM BASE Lightweight fit that delivers great protection with maximized landing zone for easy adjustment.	ATTACHMENT	Y-STRAP Comfortable and easily adjustable lock strap to keep protection in place.	ATTACHMENT	DOUBLE STRAP ADJUSTMENT SYSTEM WITH MAXIMIZED LANDING ZONE Strapping system developed to secure elbow pad in place and maintain excellent level of comfort.
BICEPS	COMPRESS-MOLDED PLASTIC Slip-on elastic sleeve constructions for a closer fit while offering great protection.	LINER	SUBLIMATED BASE LINER + COMFORT KNEE PAD Good level of protection.		
STERNUM / SPINE	ANATOMICAL FLOATING FOAM & PE PLASTIC SPINE & STERNUM Rich and reliable protection.				
LINER	SUBLIMATED LINER High quality comfort liner with stretch feel front panels to help you move freely.				

SPNEXT26 - LAUNCH DATE

SGNEXT26 - LAUNCH DATE

EPNEXT26 - LAUNCH DATE



PROTKITEU
YOUTH STARTER KIT

SIZES YT M, L

INCLUDES

- GLOVES
- SHOULDER PADS
- ELBOW PADS
- SHIN GUARDS
- PANTS.

JETSPEED FTW PROTECTIVE



GONE ARE THE DAYS OF PRE-SHAPED COOKIE-CUTTER WOMEN'S PROTECTIVE, WHICH ASSUMES ALL WOMEN WILL FIT THE SAME. FEEDBACK FROM PLAYERS HAD ONE COMMON DENOMINATOR

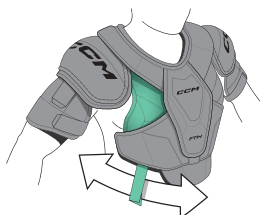
WE ARE HOCKEY PLAYERS.

NOT "FEMALE HOCKEY PLAYERS", RATHER "HOCKEY PLAYERS". WE PLAY WITH MEN, WITH WOMEN, WITH EVERYONE. AND WE WANT TO LOOK JUST LIKE EVERY OTHER HOCKEY PLAYER.

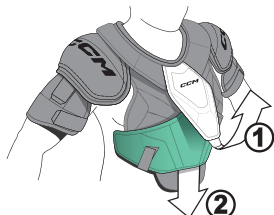
CUSTOMIZABLE FIT

PATENT-PENDING ADJUSTABILITY TO FIT ALL WOMEN'S ANATOMIES AND FIT PREFERENCES.

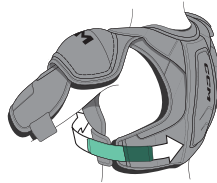
NEW 3-WAY CUSTOMIZABLE CHEST PANELS CAN BE REPOSITIONED TO THE PERFECT WIDTH, VOLUME AND LENGTH SO THAT ALL FEMALE HOCKEY PLAYERS OF ANY SHAPE OR SIZE CAN PLAY COMFORTABLY, WITHOUT HOLDING ANYTHING BACK.



ADJUSTABLE
WIDTH



ADJUSTABLE
VOLUME



ADJUSTABLE
LENGTH



UPGRADED FEEL & MOBILITY

CCM'S ADPTFIT 3D SYSTEM, DESIGNED TO GIVE YOU UNPARALLELED CONTROL OVER YOUR PROTECTIVE GEAR SO YOU CAN CUSTOMIZE IT TO FIT YOUR GAME AND YOUR BODY LIKE NEVER BEFORE. EASILY ADJUST STRAPS AND POSITIONS OF DIFFERENT FEATURES FOR MAXIMUM PROTECTION AND COMFORT ON THE ICE, WITHOUT COMPROMISE TO YOUR MOBILITY AND COMFORT. PLUS ADDED FEATURES OF THERMOREGULATION HELP KEEP YOU COOLER SO YOU CAN STAY FOCUSED ON PLAYING YOUR BEST.

THIS WIDE RANGE OF ADJUSTMENT PROVIDES BOTH UNEQUALLED COMFORT AND ADEQUATE LEVEL OF PROTECTION, ADJUSTED TO THE FEMALE SILHOUETTE.

TECH 001

D30[®] PROTECTION

PROPERLY-FITTED PROTECTION FOR YOUR BODY, YOUR GAME AND HOW YOU MOVE. MOVE FREELY AND TRUST CCM'S LATEST INNOVATIVE FTW GEAR, FEATURING RELIABLE D30[®] ZERO TECHNOLOGY AND PREMIUM MATERIALS.

TECH 002

ADPTFIT ADJUSTABILITY 3D

CUSTOMIZE YOUR FIT AND PROTECTION TO YOUR BODY AND NEEDS SO YOU CAN FOCUS ON YOUR GAME WITH EVERYTHING IN THE RIGHT PLACE.

TECH 003

BREATHABILITY

ELEVATE YOUR COMFORT WITH THE ADDITION OF CCM'S AER-TEC THERMOREGULATION TECHNOLOGY IN KEY AREAS, ALLOWING YOUR BODY TO STAY COOL AND DRY SO YOU CAN FOCUS ON PERFORMING YOUR BEST EVERY SHIFT.





SPFTW24
JETSPEED FTW
WOMEN'S SHOULDER PADS

SIZES WM SR S, M, L



SGFTW24
JETSPEED FTW
WOMEN'S SHIN GUARDS

SIZES WM SR 12, 13, 14, 15"
TAPERED



EPFTW24
JETSPEED FTW
WOMEN'S ELBOW PADS

SIZES WM SR S/M, M/L

CONSTRUCTION	HIGHLY ADJUSTABLE, LIGHTWEIGHT & BREATHABLE, TAPERED PRO-LEVEL PROTECTION Made specifically for women's varying body shapes and sizes, to ensure comfort, close-to-the-body fit and elite-level protection without compromise. Revolutionary adjustable design allowing women to select their shoulder pad size by shoulder width regardless of body type or shape.	CONSTRUCTION	DURABLE AND COMFORTABLE PRO-LEVEL PROTECTION, MADE FOR HER Adapted tapered fit provides comfortable protection where needed while allowing you to move freely. Made specifically for women's varying body shapes and sizes, to ensure comfort, close-to-the-body fit and elite-level protection without compromise.	CONSTRUCTION	LIGHTWEIGHT AND COMFORTABLE PROTECTION, MADE FOR HER Adapted tapered fit, guaranteeing comfortable protection where they need it to move freely as they play and grow in them.
CHEST / TORSO	INNOVATIVE & PATENT-PENDING ADPTFIT 3D CHEST PROTECTION New 3-way customizable chest panels can be repositioned to the perfect width, volume and length with 3D shaped side panels, length-adjustable torso straps & adjustable/removable belly pad. System releases pressure for a more comfortable fit all game long.	KNEECAP	ANATOMICAL LOW-PROFILE JDP KNEECAP WITH D30® ZERO Reduced size JDP kneecap reinforced with cushiony D30® Zero to disperse impact force away from the knee joint + comfort knee donut.	FOREARM	ANATOMICAL LOW-PROFILE EVA FOREARM GUARD Tapered & shorter ergonomic design allows great mobility with reinforced slash guard protection.
STERNUM	ARTICULATED & FLOATING EXPOSED HD FOAM STERNUM Trustworthy protection where it counts that adapts to the player's shape as she moves.	SHIN CAP	TAPERED ANATOMICAL PRO-LEVEL MOLDED PE WITH VENTILATION PORTS & STRAP GROOVE Elite-level shin cap offers closer fit for better protection & less interference with integrated padding in its reinforced frame + ventilation ports for added breathability.	ELBOW CAPS	LOW-PROFILE JDP CAPS WITH MOLDED PE Elite-level cap with comfort donut hole provides a deep fit for better protection that stays in place while dispersing impact force away from the joint.
CAPS	LOW-PROFILE MOLDED SHOULDER CAPS WITH D30® ZERO Reliable JDP construction caps adapted to the right size and position for the women's game. Reinforced with impact-absorbing yet cushiony D30® Zero extended over the AC joint.	CALF GUARD	LOW PROFILE PE CALF GUARD Competitive level shotblock protection.	BICEP	FLOATING REINFORCED ARTICULATED BICEP Competitive level highly mobile protection with rich sublimated liner.
CLAVICLE	REINFORCED SEMI-FLOATING CLAVICLE PROTECTION Must-have protection in a key impact area that stays in place.	THIGH	MOLDED PREMIUM FOAM THIGH GUARD CONNECTED TO KNEE LINER One-piece adjustable connected thigh guard/knee comfort pad offers a close-to-the body elite-level protection, removable for easy cleaning.	ATTACHMENT	THREE-STRAP SYSTEM With extended landing zones for optimized adjustability & fit.
SPINE / BACK	AER-TEC DECOUPLED BACK PANELS + ANATOMICAL MOLDED PE SPINE Lightweight exposed MD foam liner-free back with AER-TEC ventilation ports for max breathability to help keep you dry, while the floating reinforced spine provides peace of mind protection where you need it.	ATTACHMENT	ERGONOMIC LOCK STRAP WITH COMFORT CUSHION AND LENGTH-ADJUSTABLE CALF STRAP Customize to all calf sizes for a snug and extra-comfortable fit.		
BICEPS	AER-TEC SYSTEM + HD FOAM HEIGHT-ADJUSTABLE BICEPS Patent-pending mesh suspension + ventilation ports for added airflow, allowing better interaction with Elbow Pads for comfortable and adjustable low-profile elite protection.	LINER	SUBLIMATED INTEGRATED COMFORT LINER Integrated comfort padded liner for a deeper fit + abrasion-resistant 400D nylon bottom reinforcement.		
		OTHER	REINFORCED MID-DENSITY FOAM SIDE GUARD High-level foam for extra side protection.		



SPFTW24 IDEAL FOR 7-11 YEAR OLDS (APPROX)
JETSPEED FTW - JR
 WOMEN'S SHOULDER PADS

SIZES WM JR S, M, L

SGFTW24 IDEAL FOR 7-11 YEAR OLDS (APPROX)
JETSPEED FTW - JR
 WOMEN'S SHIN GUARDS

SIZES WM JR 10, 11"
 TAPERED

EPFTW24 IDEAL FOR 7-11 YEAR OLDS (APPROX)
JETSPEED FTW - JR
 WOMEN'S ELBOW PADS

SIZES WM JR S/M, M/L

CONSTRUCTION
LIGHTWEIGHT CONSTRUCTION MADE FOR YOUNG WOMEN
 Designed for their bodies and specific silhouettes, guaranteeing adapted protection and comfort as they play and grow in them.

CONSTRUCTION
LIGHTWEIGHT AND COMFORTABLE PROTECTION, MADE FOR HER
 Adapted tapered fit, guaranteeing comfortable protection where they need it to move freely as they play and grow in them.

CONSTRUCTION
LIGHTWEIGHT AND COMFORTABLE PROTECTION, MADE FOR HER
 Adapted tapered fit, guaranteeing comfortable protection where they need it to move freely as they play and grow in them.

CHEST / TORSO
ELONGATED & FLEXIBLE BASE JACKET WITH REMOVABLE BELLY PAD + COMFORT SIDE GUSSETS
 Longer coverage + extended chest strap landing zones for optimal comfort & adjustability while reducing pressure in unwanted areas.

KNEECAP
ANATOMICAL LOW-PROFILE JDP KNEECAP
 Reduced size reliable JDP kneecap to disperse impact force away from the knee joint + comfort knee donut.

FOREARM
ANATOMICAL LOW-PROFILE EVA FOREARM GUARD
 Tapered & shorter ergonomic design allows great mobility with reinforced slash guard protection.

STERNUM
ARTICULATED & FLOATING EXPOSED EVA FOAM STERNUM
 Anatomical protection where it counts that adapts to the player's shape as she moves.

SHIN CAP
TAPERED ANATOMICAL MOLDED PE WITH VENTILATION PORTS & STRAP GROOVE
 Competitive level shin cap offers closer fit for better protection & less interference with integrated padding in its reinforced frame + ventilation ports for added breathability.

ELBOW CAP
LOW-PROFILE JDP CAPS WITH MOLDED PE
 Competitive-level cap with comfort donut hole provides a deep fit for better protection that stays in place while dispersing impact force away from the joint.

CAPS
LOW-PROFILE JDP MOLDED SHOULDER CAPS
 Reliable JDP construction caps are adapted to the right size and position for the protection young women need in their game.

CALF GUARD
PE FOAM CALF GUARD
 Lightweight protection shaped to fit.

BICEP
FLOATING REINFORCED ARTICULATED BICEP
 Competitive level highly mobile protection with rich sublimated liner.

CLAVICLE
REINFORCED BUILT-IN CLAVICLE PROTECTION
 Comfortable lightweight design that lets you move freely and securely.

THIGH
MOLDED PREMIUM FOAM THIGH GUARD CONNECTED TO KNEE LINER
 One-piece adjustable connected thigh guard/knee comfort pad offers a close-to-the body competitive level protection, removable for easy cleaning.

ATTACHMENT
THREE-STRAP SYSTEM
 With extended landing zones for optimized adjustability & fit.

SPINE / BACK
VENTILATED FOAM JACKET + ANATOMICAL SPINE
 Lightweight segmented back with reinforced spine.

ATTACHMENT
NYLON UPPER LOCK STRAP & LENGTH-ADJUSTABLE WIDE ELASTIC CALF STRAP
 Customize to all calf sizes for a snug and extra-comfortable fit.

BICEPS
HEIGHT-ADJUSTABLE MOLDED PE CAPS
 Comfortable and adjustable low-profile protection.

LINER
SUBLIMATED INTEGRATED PE FOAM COMFORT LINER
 Integrated comfort padded liner for a deeper fit.



NEW BOOKING ONLY

IDEAL FOR 4 - 6 YEAR OLDS (APPROX)



SPFTWPRO26
FTW PRO YOUTH
GIRL'S SHOULDER PADS

SIZES YT S, M, L

NEW BOOKING ONLY

IDEAL FOR 4 - 6 YEAR OLDS (APPROX)



SGFTWPRO26
FTW PRO YOUTH
GIRL'S SHIN GUARDS

SIZES YT 8", 9", 10"

NEW BOOKING ONLY

IDEAL FOR 4 - 6 YEAR OLDS (APPROX)



EPFTWPRO26
FTW PRO YOUTH
GIRL'S ELBOW PADS

SIZES YT S, M, L

CONSTRUCTION **E-FIT FLEXIBLE NECK OPENING**
Elastic neck opening for an easy fit so young players can even dress themselves.

CALF GUARD **EXTENDED FOAM CALF GUARD**
Anatomical design with extended calf protection.

CONSTRUCTION **JDP CAP REINFORCED WITH D30® ZERO**
Designed to disperse impact force away from the elbow joint while D30 Zero helps absorb impact and shock in a hard cap construction to give young players pro-level protection.

CAPS **MOLDED PE SHOULDER CAPS**
High-quality PE plastic shoulder caps combined with PE foam for added comfort and protection.

KNEECAP **JDP/ MOLDED PE CAP**
Designed to disperse impact force away from the knee.

BICEP **ARTICULATED BICEP**
PE Foam provides comfort and mobility.

TORSO **ADJUSTABLE BELLY PAD + FULL-LENGTH HOOK AND LOOPS ADJUSTMENT + LIGHTWEIGHT FOAM LINER**
Large landing and height adjustable/removable belly pad provides a lightweight customizable protection that is ultra comfortable for little players.

SHIN CAP **JDP/ MOLDED PE CAP**
Anatomical cap design delivers high level of protection.

ATTACHMENT **DOUBLE STRAP ADJUSTMENT SYSTEM WITH MAXIMIZED LANDING ZONE**
Built for comfort and protection, the strap system keeps your elbow pad in place.

BICEPS **PE-MOLDED CAP + HEIGHT ADJUSTMENT**
Easily adjustable height strap to customize bicep protection.

ATTACHMENT **UPPER LOCK STRAP + COMFORTABLE CALF STRAP**
Incredibly comfortable and easily adjustable with large landing.

STERNUM **FLOATING COMPRESS MOLDED EVA FOAM WITH D30® IN PLEXUS**
Pro-level protection powered by high quality foam and D30 for extra impact distribution in a floating construction that moves comfortably with the player.

LINER **REMOVABLE COMFORT LINER WITH D30® ZERO + COMFORT DONUT**
Removable comfort liner makes it easy to customise your fit while D30 Zero adds impact and shock absorption to the liner.

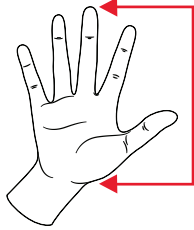
SPINE **BIONEX SHIELD SPINE PROTECTOR**
Pro-level spine foam package to offer improved protection on the back.

SPFTWPRO26 - LAUNCH DATE

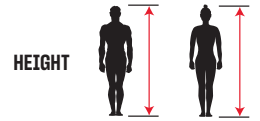
SGFTWPRO26 - LAUNCH DATE

EPFTWPRO26 - LAUNCH DATE

GLOVES		YOUTH			JUNIOR			SENIOR				
		8"	9"	N/A	10"	11"	12"	13"	14"	15"	N/A	N/A
GENERAL	AGE	3-5	5-7	7-9	8-10	10-11	11-13	13+	14+	14+	14+	14+
	HEIGHT - CM	102-109	109-117	117-127	127-137	137-147	147-157	157-168	168-178	178-188	183+	183+
	HEIGHT - FT	3'4" - 3'7"	3'7" - 3'10"	3'10" - 4'2"	4'2" - 4'6"	4'6" - 4'10"	4'10" - 5'2"	5'2" - 5'6"	5'6" - 5'10"	5'10" - 6'2"	6'0"+	6'0"+
GLOVES		8"	9"	N/A	10"	11"	12"	13"	14"	15"	N/A	N/A
	HAND LENGTH (CM)	10-13	11-14	N/A	12-15	13-16	14-17	16-19	18-21	20-24	N/A	N/A
	HAND LENGTH (IN)	4-5	4.5-5.5	N/A	4.5-6	5-6.5	5.5-6.5	6.5-7.5	7-8.5	8-9.5	N/A	N/A

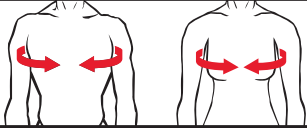


HAND LENGTH

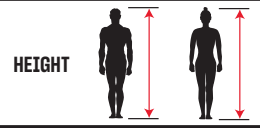


HEIGHT

SHOULDER PADS		YOUTH			JUNIOR			SENIOR				
		S	M	L	S	M	L	S	M	L	XL	XXL
GENERAL	AGE	3-5	5-7	7-9	8-10	10-11	11-13	13+	14+	14+	14+	14+
	HEIGHT - CM	102-109	109-117	117-127	127-137	137-147	147-157	157-168	168-178	178-188	183+	183+
	HEIGHT - FT	3'4" - 3'7"	3'7" - 3'10"	3'10" - 4'2"	4'2" - 4'6"	4'6" - 4'10"	4'10" - 5'2"	5'2" - 5'6"	5'6" - 5'10"	5'10" - 6'2"	6'0"+	6'0"+
SHOULDER PADS		S	M	L	S	M	L	S	M	L	XL	XXL
	CHEST CIRC. (CM)	50-64	52-68	54-72	62-78	66-82	70-92	82-98	88-108	92-114	102-126	N/A
	CHEST CIRC. (IN)	19.5-25	20.5-27	21.5-28.5	24.5-30.5	26-32.5	27.5-36	32.5-38.5	34.5-42.5	36-45	40-49.5	N/A

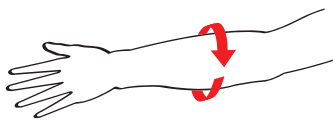


CHEST CIRCUMFERENCE

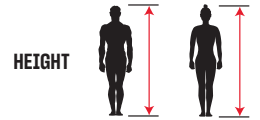


HEIGHT

ELBOW PADS		YOUTH			JUNIOR			SENIOR				
		S	M	L	S	M	L	S	M	L	XL	XXL
GENERAL	AGE	3-5	5-7	7-9	8-10	10-11	11-13	13+	14+	14+	14+	14+
	HEIGHT - CM	102-109	109-117	117-127	127-137	137-147	147-157	157-168	168-178	178-188	183+	183+
	HEIGHT - FT	3'4" - 3'7"	3'7" - 3'10"	3'10" - 4'2"	4'2" - 4'6"	4'6" - 4'10"	4'10" - 5'2"	5'2" - 5'6"	5'6" - 5'10"	5'10" - 6'2"	6'0"+	6'0"+
ELBOW PADS		S	M	L	S	M	L	S	M	L	XL	XXL
	FOREARM CIRC. (CM)	9-16	10-17	11-18	13-20.5	15-22	16-24	20-25	24-28.5	27-32	30-34.5	N/A
	FOREARM CIRC. (IN)	3.5-6.5	4-6.5	4.5-7	5-8	6-8.5	6.5-9.5	8-10	9.5-11	10.5-12.5	12-13.5	N/A



FOREARM CIRCUMFERENCE

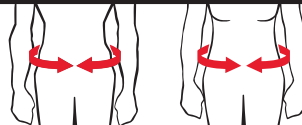


HEIGHT

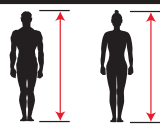
RECOMMENDATION IS TO BE AS CLOSE TO THE MIDDLE OF THE SIZE RANGE AS POSSIBLE.

SEE PAGE 29 FOR WOMEN SIZING CHART

TACKS PANTS		YOUTH			JUNIOR			SENIOR					
		S	M	L	S	M	L	S	S-LONG	M	L	XL	XXL
GENERAL	AGE	3-5	5-7	7-9	8-10	10-11	11-13	13+	13+	14+	14+	14+	14+
	HEIGHT - CM	102-109	109-117	117-127	127-137	137-147	147-157	157-168	168-178	168-178	178-188	183+	183+
	HEIGHT - FT	3'4" - 3'7"	3'7" - 3'10"	3'10" - 4'2"	4'2" - 4'6"	4'6" - 4'10"	4'10" - 5'2"	5'2" - 5'6"	5'6" - 5'10"	5'6" - 5'10"	5'10" - 6'2"	6'0"+	6'0"+
PANTS		S	M	L	S	M	L	S	S-LONG	M	L	XL	XXL
	WAIST CIRC. (CM)	51-55	53-57	56-60	58-64	62-72	69-81	76-86	76-86	79-89	86-99	95-107	107-120
	WAIST CIRC. (IN)	20-21.5	21-22.5	22-23.5	23-25	24.5-28.5	27-32	30-34	30-34	31-35	34-39	37.5-42	42-47
	US PANT SIZE	Y4-Y8	Y6-Y10	Y8-Y14	Y10-Y16	Y14-Y18	26-31	30-33	30-33	31-35	32-38	38-42	42-50

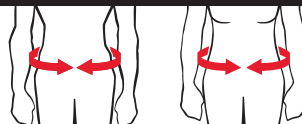


WAIST CIRCUMFERENCE

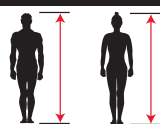


HEIGHT

JETSPEED / NEXT PANTS		YOUTH			JUNIOR			SENIOR					
		S	M	L	S	M	L	S	M	L	XL	XXL	
GENERAL	AGE	3-5	5-7	7-9	8-10	10-11	11-13	13+	14+	14+	14+	14+	
	HEIGHT - CM	102-109	109-117	117-127	127-137	137-147	147-157	157-168	168-178	178-188	183+	183+	
	HEIGHT - FT	3'4" - 3'7"	3'7" - 3'10"	3'10" - 4'2"	4'2" - 4'6"	4'6" - 4'10"	4'10" - 5'2"	5'2" - 5'6"	5'6" - 5'10"	5'10" - 6'2"	6'0"+	6'0"+	
PANTS		S	M	L	S	M	L	S	M	L	XL	XXL	
	WAIST CIRC. (CM)	51-55	53-57	56-60	58-64	62-72	69-81	76-86	79-89	86-99	95-107	107-120	
	WAIST CIRC. (IN)	20-21.5	21-22.5	22-23.5	23-25	24.5-28.5	27-32	30-34	31-35	34-39	37.5-42	42-47	
	US PANT SIZE	Y4-Y8	Y6-Y10	Y8-Y14	Y10-Y16	Y14-Y18	26-31	30-33	31-35	32-38	38-42	42-50	

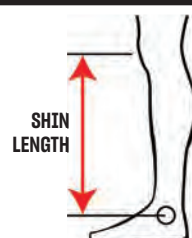


WAIST CIRCUMFERENCE

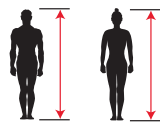


HEIGHT

SHIN GUARDS		YOUTH			JUNIOR			SENIOR					
		8"	9"	10"	11"	12"	13"	14"	15"	16"	17"	18"	
GENERAL	AGE	3-5	5-7	7-9	8-10	10-11	11-13	13+	14+	14+	14+	14+	
	HEIGHT - CM	102-109	109-117	117-127	127-137	137-147	147-157	157-168	168-178	178-188	183+	183+	
	HEIGHT - FT	3'4" - 3'7"	3'7" - 3'10"	3'10" - 4'2"	4'2" - 4'6"	4'6" - 4'10"	4'10" - 5'2"	5'2" - 5'6"	5'6" - 5'10"	5'10" - 6'2"	6'0"+	6'0"+	
SHIN GUARDS		8"	9"	10"	11"	12"	13"	14"	15"	16"	17"	18"	
	SHIN LENGTH (CM) - TONGUE OUT	22-25	25-27	27-30	30-33	33-36	36-40	40-43	43-47	47-50	50-53	53-57	
	SHIN LENGTH (IN) - TONGUE OUT	8.5-10	10-10.5	10.5-12	12-13	13-14	14-15.5	15.5-17	17-18.5	18.5-19.5	19.5-21	21-22.5	
	SHIN LENGTH (CM) - TONGUE IN	20-23	23-25	25-28	28-31	31-34	34-38	38-41	41-45	45-48	48-51	51-55	
	SHIN LENGTH (IN) - TONGUE IN	8-9	9-10	10-11	11-12	12-13.5	13.5-15	15-16	16-17.5	17.5-19	19-20	20-21.5	



SHIN LENGTH



HEIGHT

RECOMMENDATION IS TO BE AS CLOSE TO THE MIDDLE OF THE SIZE RANGE AS POSSIBLE.

HELMETS



**HTXCU
SUPER TACKS X
TOTAL CUSTOM**
LIMITED DISTRIBUTION

PROTECTION 100% Full NEST TECH 3D printed liner engineered for elite protection

COMFORT 100% NEST TECH custom printed to your exact head shape from a 360 degree scan for best fit and max airflow

ADJUSTMENT Tool-free adjustment on sides + side impact frame



**HT920
TACKS 920**

PROTECTION 3-in-1 R3FLEX Protection + NEST TECH in full coverage wraparound fit

COMFORT Optimized AER-TEC Ventilation & NEST TECH with channels + 3-IN-1 R3FLEX Protection + AER-TEC TOTALDRI wicking sweatband

ADJUSTMENT ADPTFIT360 single step tool-free adjustment at rear + Occipital comfort cushion



**HT720
TACKS 720**

PROTECTION NEST TECH + D30® in key areas

COMFORT I.Q.SHION DRI liner + AER-TEC Ventilation system + multi-density foams

ADJUSTMENT Tool-free adjustment on sides + reinforced side impact frame + active stabilizer



**HTXPRO
TACKS X PRO**

PROTECTION Continuous fit 3d printed nest tech liner + D30®

COMFORT Full coverage conforming nest tech for optimal fit & airflow + multi density foams

ADJUSTMENT Tool-free adjustment on sides + reinforced side impact frame



**HTFTW
CCM FTW**

PROTECTION 3-in-1 R3FLEX PROTECTION + NEST TECH in full coverage wraparound fit

COMFORT Female-specific fit + AER-TEC VENTILATION & NEST TECH + 3-in-1 R3FLEX PROTECTION + AER-TEC TOTALDRI sweatband

ADJUSTMENT ADPTFIT360 single step tool-free adjustment at rear + OCCIPITAL+ comfort cushion with built-in hair groove

GLOVES



**HGXRPRO
XR PRO**

FINGERS / BACKHAND D30® Zero knuckle and finger tips blocs + hybrid nash finger tips + 3 piece index and ring fingers + stiff low profile integrated impact protection plate made of injected high grade polyethylene plastic

PALM / LINER Sensalast pro palm with embossed reinforcement treated with Polygiene OdorCrunch™ + Polygiene + odorcrunch treated liners and comfort foams

THUMB / CUFF Elite Flex thumb (from 11") + Max Flex + Flexmotion Cuff



**HGXR
TACKS XR**

FINGERS / BACKHAND D30® Zero knuckle blocs + HD foam reinforced finger blocs + 3 piece index + stiff low profile integrated impact protection plate made of injected high grade polyethylene plastic

PALM / LINER Sensalast palm with reinforcement treated with Polygiene OdorCrunch™ + Polygiene + odorcrunch treated liners and comfort foams

THUMB / CUFF Elite Flex thumb (from 11") + Flexmotion Cuff



**HGFT8PRO
JETSPEED FT8 PRO**

FINGERS / BACKHAND AER-TEC suspension & ventilation + 2 ventilation ports + premium ZOTEFOAM + HD PE foam + PE inserts + PU foam cushioning + 3 piece index

PALM / LINER Sensalast pro palm: pro base + embossed Sensalast reinforcement + seamless palm/cuff + Polygiene & OdorCrunch™ treated (palm, sublimated cuff, AER-TEC suspension mesh)

THUMB / CUFF Pro flexthumb (from 11") + short pre-angled open max flex cuff + PU foam cushioning



**HGFT8
JETSPEED FT8**

FINGERS / BACKHAND AER-TEC suspension & ventilation + 2 ventilation ports + HD PE foam + PE inserts + PU foam cushioning + 3 piece index

PALM / LINER Sensalast palm + embossed reinforcement + seamless palm/cuff + Polygiene & OdorCrunch™ treated (palm, sublimated cuff, AER-TEC suspension mesh)

THUMB / CUFF Pro Flexthumb (from 11") + short pre-angled open cuff



**HG4RP3
TACKS 4R PRO³**

FINGERS / BACKHAND Dual density foam with PE inserts + D30® Smart Material backhand + soft comfort foams

PALM / LINER Sensalast palm: pro base palm + Sensalast reinforcement

THUMB / CUFF Pro flexthumb + max flex cuff



**HGFTW24
WOMEN'S
JETSPEED FTW**

FINGERS / BACKHAND Tapered fit + AER-TEC suspension + 2 ventilation ports + HD PE foam + PE inserts + PU foam cushioning + 3 piece index


PALM / LINER Sensalast palm + embossed reinforcement + seamless palm/cuff + Polygiene odorcrunch™ treated (palm, sublimated cuff, AER-TEC suspension mesh)

THUMB / CUFF Pro Flexthumb + short pre-angled open cuff




**HT310V26
TACKS 310**

PROTECTION	3-IN-1 R3FLEX protection + dual-density performance EVA
COMFORT	3-IN-1 R3FLEX protection + dual-density performance EVA. Available in SR, JR and wide sizing
ADJUSTMENT	Single Tool-free adjustment at rear



**HT210
TACKS 210**


PROTECTION	Max coverage dual density VN + EVA foam liner
COMFORT	Dual density foams
ADJUSTMENT	Single tool-free adjustment at rear



**HT70
TACKS 70**


PROTECTION	Full coverage dual density foam liner + integrated ear covers
COMFORT	Full coverage dual density foam liner + ventilated shell
ADJUSTMENT	Tool-free flip clip length adjustment on sides

YOUTH

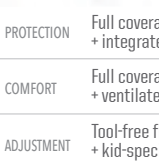


**HTMSPRT
MULTISPORT**
DESIGNED SPECIFICALLY FOR SKATERS FROM **2 TO 7 YEARS OLD**

PROTECTION	High impact lightweight vented shell
COMFORT	EPP liner with built-in ear covers
ADJUSTMENT	Tool-free adjustable fit




TACKS 70 - JR
DESIGNED SPECIFICALLY FOR PLAYERS FROM **7 TO 10 YEARS OLD**




TACKS 70 - YT
DESIGNED SPECIFICALLY FOR PLAYERS FROM **3 TO 7 YEARS OLD**

PROTECTION	Full coverage dual density foam liner + integrated ergonomic ear covers
COMFORT	Full coverage dual density foam liner + ventilated shell
ADJUSTMENT	Tool-free flip clip length adjustment on sides + kid-specific silver cage adjustments




**HGXR80
TACKS XR 80**

FINGERS / BACKHAND	Dual-density foam with PE inserts + 3 piece index + redesigned low-profile backhand
PALM / LINER	Nash palm + Nash reinforcement + laminated liner with PU foam cushioning
THUMB / CUFF	Elite Flex thumb (from 11") + Flexmotion Cuff



**HG880
JETSPEED FT880**

FINGERS / BACKHAND	PE foam + PE inserts
PALM / LINER	Sensalast palm + sublimated reinforcement + laminated liner with PU foam cushioning
THUMB / CUFF	Pro Flexthumb (from 11") + short pre-angled one-piece open cuff



**HGNEXT26
CCM NEXT (SR/JR)**

FINGERS / BACKHAND	PE foam + PE inserts + 2 piece index
PALM / LINER	Sublimated Sensalast palm + reinforcement + sublimated liner with PU cushion foam
THUMB / CUFF	Flexthumb (from 11") + short pre-angled one-piece open cuff

YOUTH



**HGXRPRO
YOUTH
TACKS XR PRO**

FINGERS / BACKHAND	PE foams with 2 piece index + integrated pro-style impact protection plate with D30® Zero
PALM / LINER	Water-repellent nash palm base with Nash reinforcement + laminated liner with PU cushion foam
CUFF	Open cuff



**HGNEXT26
YOUTH
CCM NEXT**

FINGERS / BACKHAND	PE foams with 2 piece fingers
PALM / LINER	Sublimated Sensalast palm + sublimated liner with PU cushion foam
CUFF	Open cuff

PANTS



HPTKSPRO TACKS PRO

BACK Floating spine + hd foam spine guard + D30® Zero

ADJUSTMENT/
LINER Integrated belt + stabilized belly pad + 1" zipper

THIGH /
HIP /
KIDNEY Floating molded pe plastic cap + HD foam thigh guard + inner leg zipper + D30® inside hip pad + AER-TEC ventilation system + molded pe caps + sublimated comfort liner + lower back protection inserts



HPTKS+ TACKS +

BACK Floating spine + hd foam spine guard

ADJUSTMENT/
LINER Internal belt + stabilized belly pad + 1" zipper

THIGH /
HIP /
KIDNEY Floating molded PE plastic + PE foam + JDP hip caps with D30® Zero + molded pe caps + sublimated comfort liner



HPTKS TACKS

BACK Exposed foam spine + tailpad

ADJUSTMENT/
LINER Internal belt + 1" zipper

THIGH /
HIP /
KIDNEY Floating molded pe plastic cap + PE foam + JDP hip caps + molded PE cap + sublimated comfort liner



HPFTW24 WOMEN'S SR JETSPEED FTW

BACK Hybrid spine shield + D30® Zero + pro cut leg

ADJUSTMENT/
LINER EZ FIT stretch opening + internal belt + 1" zipper + DRYFOAM liner

THIGH /
HIP /
KIDNEY Molded PE caps + floating thigh guard + inner leg zipper + 4000 nylon padded belt



PGJS JETSPEED GIRDLE

BACK Hybrid spine shield + D30® + HD foam

ADJUSTMENT/
LINER Height / width adjustable thigh guards

THIGH /
HIP /
KIDNEY JDP + PE molded cap + mid-density foam



HPJTSPRO JETSPEED PRO

BACK Floating spine + hybrid spine shield with HD foam + ventilation

ADJUSTMENT/
LINER Easy fit + built-in internal anti-twist belt + 1" zipper + Dryfoam

THIGH /
HIP /
KIDNEY Floating molded HD foam cap + PE foam + JDP hip caps with D30® + molded PE cap + sublimated comfort liner with air channels



HPJTS+ JETSPEED+

BACK Floating spine + hybrid spine shield + ventilation

ADJUSTMENT/
LINER Easy fit + built-in internal belt + 1" zipper + Dryfoam

THIGH /
HIP /
KIDNEY AER-TEC ventilation + molded PE hip caps with vented foam + floating lightweight foam + molded PE thigh guards + leg zipper



HPJTS JETSPEED

BACK Integrated spine shield

ADJUSTMENT/
LINER Classic laced front panel

SHOULDER PADS



SPXRPRO TACKS XR PRO

SHOULDER CAPS Flexmotion dual core hd foam caps with exposed foam covers + improved D30® shoulder/ac joint + floating clavicle coverage with pe plastic guards + D30® in the ac joint

TORSO /
SPINE /
STERNUM Air channel + ADPTFIT length adjustable straps + floating sternum & spine hybrid shields + D30® at sternum & back spine

BICEPS HD molded foam guards with large ventilation ports + AER-TEC suspension system



SPXR TACKS XR

SHOULDER CAPS Low-profile JDP injected shoulder caps with exposed foam cover + floating clavicle coverage with PE plastic guards

TORSO /
SPINE /
STERNUM Air channel + ADPTFIT length adjustable straps + single piece back base panel + molded EVA foam lower back pad + D30® at sternum & back spine

BICEPS Injected plastic guard + adjustable strap length and height



SPXR80 TACKS XR 80

SHOULDER CAPS Low-profile JDP injected shoulder caps with exposed foam cover + floating clavicle protection

TORSO /
SPINE /
STERNUM Compress molded front and back panels with sublimated lining + single piece back base panel + compress-molded PE plastic spine

BICEPS PE-molded cap + height adjustment



SPFTW24 WOMEN'S SR JETSPEED FTW

SHOULDER CAPS Low profile JDP caps + D30® Zero to AC joint + reinforced clavicles

TORSO /
SPINE /
STERNUM ADPTFIT 3D customizable width/volume/length + articulated HD foam sternum + reinforced spine on decoupled back + AER-TEC vents

BICEPS Adjustable HD foam guards + AER-TEC suspension + ventilation



SPFT8PRO JETSPEED FT8 PRO

SHOULDER CAPS Ultra light U-Foam shoulder caps

TORSO /
SPINE /
STERNUM AER-TEC suspension + vented molded Zotefoam Flexmotion jacket + AGI shields + full Dryfoam no liner design

BICEPS AER-TEC suspension + HD molded foam guards + length adjustment



SPFT8 JETSPEED FT8

SHOULDER CAPS SR: ultra light U-foam shoulder caps (JR: JDP)

TORSO /
SPINE /
STERNUM AER-TEC suspension + vented molded PE foam Flexmotion jacket + hybrid shields + dry foam sides

BICEPS PE-molded cap + sublimated liner + length adjustment



SPFT880 JETSPEED FT880

SHOULDER CAPS JDP design caps with molded PE

TORSO /
SPINE /
STERNUM Sublimated liner + anatomical molded PE shields

BICEPS PE-molded cap + sublimated liner + length adjustment



**HPNEXT26
CCM NEXT (SR/JR)**

BACK	Integrated spine protector + injection molded hybrid spine shield
ADJUSTMENT/ LINER	Lace front and padded belt + sublimated comfort liner
THIGH / HIP / KIDNEY	Molded pe plastic + PE foam

YOUTH



**HPXFPRO
YOUTH
TACKS PRO**



**HPNEXT26
YOUTH
CCM NEXT**

BACK	Floating spine protector with D30® Zero in tailbone pad	BACK	PE insert spine protector
ADJUSTMENT/ LINER	E-Fit internal stretch belt + external belt and +1" length-adjusting zipper	ADJUSTMENT/ LINER	Sublimated comfort liner
THIGH / HIP / KIDNEY	PE inserts thigh guard	THIGH / HIP / KIDNEY	Molded PE plastic + PE foam



**SPNEXT26
CCM NEXT (SR/JR)**

SHOULDER CAPS	Molded PE shoulder caps + built-in lightweight foam and plastic inserts
TORSO / SPINE / STERNUM	PE foam base + anatomical floating foam & PE plastic spine & sternum
BICEPS	Adjustable molded pe caps

YOUTH



**SPXRPRO
YOUTH
TACKS
XR PRO**



**SPFTWPRO26
YOUTH
FTW PRO**



**SPNEXT26
YOUTH
CCM NEXT**

SHOULDER CAPS	Molded PE shoulder caps	SHOULDER CAPS	Molded PE shoulder caps	SHOULDER CAPS	Molded PE shoulder caps
TORSO / SPINE / STERNUM	Adjustable belly pad + full-length adjustment + lightweight foam liner + Bionex shield spine protector + floating compress molded EVA foam with D30® in plexus	TORSO / SPINE / STERNUM	Adjustable belly pad + full-length adjustment + lightweight foam liner + Bionex shield spine protector + floating compress molded EVA foam with D30® in plexus	TORSO / SPINE / STERNUM	PE foam base + anatomical floating foam & PE plastic spine & sternum
BICEPS	PE-molded cap + height adjustment	BICEPS	PE-molded cap + height adjustment	BICEPS	Compress-molded plastic

SHIN GUARDS



SGXRPRO TACKS XR PRO

KNEE CAPS	Injection kneecap + D30® Zero comfort donut
SHIN CAPS & CALF	Self conforming calf guard: injected plastic calf guard + HD foam dampener + D30® + new injection molded shin cap
ATTACHMENT / LINER	Length-adjustable dual calf strap + padded hyper X lock strap + removable liner with D30® donut + removable tongues in/out feature



SGXR TACKS XR

KNEE CAPS	Injection kneecap + protective comfort donut
SHIN CAPS & CALF	Compress-molded eva foam + PE plastic reinforcement + D30® + new injection molded shin cap
ATTACHMENT / LINER	Length-adjustable dual calf strap + padded hyper X lock strap + removable liner with padded knee donut + removable tongues in/out feature



SGXR80 TACKS XR 80

KNEE CAPS	Injection kneecap + protective comfort donut
SHIN CAPS & CALF	Compress-molded eva foam + PE plastic reinforcement + new injection molded shin cap
ATTACHMENT / LINER	Streamlined lock strap with comfort cushion + length-adjustable calf strap + fully removable/adjustable liner with comfort donut



SGFTW24 WOMEN'S SR JETSPEED FTW

KNEE CAPS	Low profile JDP caps + D30™ Zero in removable donut
SHIN CAPS & CALF	Tapered pro grade PE shin cap + vent ports + reinforced calf guard
ATTACHMENT / LINER	Length-adjustable calf strap + built-in padded liner with reinforced bottom



SGFT8PRO JETSPEED FT8 PRO

KNEE CAPS	Anatomical JDP + Zotefoam + anticollapse X-frame + ventilation ports
SHIN CAPS & CALF	Floating compress-molded HD foam calf guard + thigh guard connected to liner
ATTACHMENT / LINER	AER-TEC suspension mesh liner + Length-adjustable calf strap + Flofoam donut + removable liner



SGFT8 JETSPEED FT8

KNEE CAPS	Anatomical JDP + perforated PE foam + anticollapse X-frame + ventilation port
SHIN CAPS & CALF	Floating compress-molded EVA foam calf guard + thigh guard connected to liner
ATTACHMENT / LINER	AER-TEC suspension mesh liner + Length-adjustable calf strap + Flofoam donut + removable liner



SGFT880 JETSPEED FT880

KNEE CAPS	Anatomical JDP + PE foam + ventilation ports
SHIN CAPS & CALF	Floating compress-molded mid density foam calf guard + PE foam thigh guard
ATTACHMENT / LINER	Length-adjustable calf strap + ventilated removable liner + donut

ELBOW PADS



EPXRPRO TACKS XR PRO

BICEP	Flexmotion dual layered bicep + air channels
ELBOW CAP	Anatomical JDP cap + D30® Zero comfort donut
FOREARM & ATTACHMENT	Adjustable ADPTFIT guard fitted with D30® Zero + optimized slash guard + adptfit 360 straps: 360 forearm & middle straps + adjustable forearm guard



EPXR TACKS XR

BICEP	Flexmotion dual layered bicep
ELBOW CAP	Anatomical JDP cap + comfort donut
FOREARM & ATTACHMENT	Slash shield fitted with D30® Zero + sublimated liner + ADPTFIT + straps: middle lock strap + 360° forearm strap



EPXR80 TACKS XR 80

BICEP	Floating bicep pad reinforced with PE plastic
ELBOW CAP	Anatomical JDP cap + comfort donut
FOREARM & ATTACHMENT	Slash shield + sublimated liner + length-adjustable forearm strap



EPFT8PRO JETSPEED FT8 PRO

BICEP	3pce Flexmotion HD foam + Flexlide articulation + ventilation ports + Dryfoam
ELBOW CAP	Molded PE JDP cap + exposed EVA foam cover
FOREARM & ATTACHMENT	AER-TEC suspension + ventilation ports + reinforced HD foam guards + anti-slip Y-shape middle lock strap



EPFTW24 WOMEN'S SR JETSPEED FTW

BICEP	3 Pce floating bicep + PE insert
ELBOW CAP	Low profile JDP caps + D30® Zero in donut
FOREARM & ATTACHMENT	Short/narrow HD foam + flexible comfort straps



EPFT8 JETSPEED FT8

BICEP	3pce Flexmotion + floating bicep pad + PE insert
ELBOW CAP	Molded PE JDP cap + exposed EVA foam cover
FOREARM & ATTACHMENT	AER-TEC suspension + reinforced HD foam guard + Dual middle lock strap



EPFT880 JETSPEED FT880

BICEP	Hybrid 3pce floating bicep + PE insert
ELBOW CAP	Molded PE JDP cap + exposed EVA foam cover
FOREARM & ATTACHMENT	Compress-molded PE plastic guard + flexible middle lock strap



**SGNEXT26
CCM NEXT (SR/JR)**

KNEE CAPS	Optimized anatomical geometry + JDP knee cap
SHIN CAPS & CALF	PE foam calf guard + plastic insert + anatomical geometry with strap groove
ATTACHMENT / LINER	Nylon upper lock strap + wide elastic calf strap + PE foam + removable sublimated liner

YOUTH



**SGXRPRO
YOUTH
TACKS
XR PRO**



**SGFTWPRO26
YOUTH
FTW PRO**



**SGNEXT26
YOUTH
CCM NEXT**

KNEE CAPS	JDP/ molded PE cap	KNEE CAPS	JDP/ molded PE cap	KNEE CAPS	PE cap
SHIN CAPS & CALF	Extended foam calf guard + JDP/ molded PE cap	SHIN CAPS & CALF	Extended foam calf guard + JDP/ molded PE cap	SHIN CAPS & CALF	PE cap
ATTACHMENT / LINER	Upper lock strap + comfortable calf strap + removable comfort liner with D30® Zero + comfort donut	ATTACHMENT / LINER	Upper lock strap + comfortable calf strap + removable comfort liner with D30® Zero + comfort donut	ATTACHMENT / LINER	Y-strap + sublimated base liner + comfort knee pad



**EPNEXT26
CCM NEXT (SR/JR)**

BICEP	Articulated bicep with molded PE plastic insert
ELBOW CAP	PE cap with JDP construction + donut hole
FOREARM & ATTACHMENT	PE foam + PE insert + simplified three-strap system

YOUTH



**EPXRPRO
YOUTH
TACKS
XR PRO**



**EPFTWPRO26
YOUTH
FTW PRO**



**EPNEXT26
YOUTH
CCM NEXT**

BICEP	Articulated bicep	BICEP	Articulated bicep	BICEP	One-piece construction
ELBOW CAP	JDP cap reinforced with D30® Zero	ELBOW CAP	JDP cap reinforced with D30® Zero	ELBOW CAP	JDP cap
FOREARM & ATTACHMENT	Double strap adjustment system with maximized landing zone	FOREARM & ATTACHMENT	Double strap adjustment system with maximized landing zone	FOREARM & ATTACHMENT	Double strap system with maximized landing zone

REF

REFEREE PROTECTIVE

BASED ON FEEDBACK FROM BIG-LEAGUE OFFICIALS, OUR COMPLETELY REDESIGNED REF PROTECTIVE GEAR ACHIEVES A HEAD-TO-TOE LOOK THAT PROTECTS WHILE COMMANDING RESPECT. EVERY PIECE IN THIS ALL-NEW COLLECTION IS MADE TO KEEP YOU SECURE, COMFORTABLE AND COOL UNDER PRESSURE.



PPREF REFEREE SHELL/PANT

SIZES SR S, M, L, XL

COMFORT	LIGHTWEIGHT PANT	Wear layers over your desired level of base protection, such as the Referee Girdle (PGREF), for a moves-with-you tailored look that commands respect.
BELT	WIDE ELASTIC WAIST	Built to provide a comfortable fit, with integrated suspender holders around your waist.
EXTERIOR	DURABLE WOVEN POLYESTER	Provides pro-level comfort, look, breathability and durable wear, with easy-to-hem length, and stretch panels where it matters.



HPREF REFEREE PANTS

SIZES SR S, M, L, XL

PROTECTION	PADDED PANT WITH BUILT-IN PE INSERTS + SINGLE-DENSITY FOAM	Get a tailored look with pro-level protection in key areas. Protection increased when worn with Referee Girdle (PGREF).
BELT	SINGLE-BELT CLOSURE SYSTEM	Built to provide a custom fit, with integrated suspender holders around waist.
KIDNEY	REMOVABLE PADDED KIDNEY BELT	Nice just-in-case protection.
TAILBONE	SEGMENTED TAILBONE PAD	Hugs the body to deliver pro-level protection that's comfortable and easy to move around in.
EXTERIOR	DURABLE WOVEN POLYESTER	Provides pro-level comfort. Look, breathability and durable wear, with weasy-to-hem length.



PGREF REFEREE PADDED BASE PANTS GIRDLE

SIZES SR S, M, L, XL

FIT	FORM-FITTING PERFORMANCE	Stretch compression base layer means you can follow the flow of the play in complete comfort.
PROTECTION	DIE-CUT FOAM PADDING	Pro-level of protection in key areas. In-game protection increased when worn under HPREF Referee Pant.
CUP	PERFORMANCE ATHLETIC SUPPORT	Protective jock with hard shell for maximum comfort and protection.
BELT	WIDE ELASTIC WAIST	Comfortable fit with excellent freedom of movement.



SGREF REFEREE SHIN GUARDS

SIZES SR 14", 15", 16"

PROTECTION	STREAMLINED DESIGN + MOLDED KNEE & SHIN CAPS + COMFORT FOAMS	Pro-level protection, comfort and mobility exactly where you need it.
ATTACHMENT	WIDE MESH WRAPAROUND CALF STRAP	With mesh straps above and below the knee, your fit is built to breathe and stay in place. Referees appreciate the low profile under their pants.



EPREF REFEREE ELBOW PADS

SIZES SR M, L, XL

CONSTRUCTION	TAPERED SLEEVE DESIGN WITH ADJUSTABLE MESH STRAPS	Wraparound straps give you a breathable fit that stays in place - without sacrificing movement.
PROTECTION	LOW-PROFILE MOLDED FOAM ELBOW CAPS	Get the look and the protection with durable elbow pads that don't look bulky under your referee jersey.
BICEP	PE-MOLDED COMPONENTS	For extra protection thta moves with the body for those important calls.



**PSREF
REFEREE
PADDED SHIRT**

SIZES SR S, M, L, XL

FIT	FORM-FITTING PERFORMANCE FIT	Stretch compression base layer with long sleeves so you can follow the flow of play in complete comfort.
PROTECTION	DIE-CUT VENTED FOAM PADDING	Pro-level just-in-case protection in sternum, shoulders and sides with added breathability
MATERIAL	LIGHTWEIGHT LYCRA + BREATHABLE MESH	Keeps you comfortable, cool, dry and mobile.



**PRO150S
PRO150 W/ SNAPS
REFEREE JERSEY**

SIZES SR 44, 46, 48, 50, 52, 54, 56

BODY	PRO-WEIGHT ULTRAFIL®	CONTENT	100% POLYESTER DOUBLE KNIT
LOGO	CCM EMBROIDERED LOGO ON BACK HEM	OTHER	½ ZIP WITH SNAPS FOR ARMBANDS



**152PCK
ARMBAND SET (PACK OF 2)**

SIZES SR S, L

CONTENT	100% POLYESTER (DK-150)	SMALL	9" REFEREE ARMBAND FOR XS-L JERSEYS
OTHER	SNAP-ON	LARGE	10" REFEREE ARMBAND FOR XL-XXL & PRO 44-56 JERSEYS



**BREFW30
OFFICIALS' WHEELED BAG**

SIZES 30" L X 16" H X 14" W
(VOLUME: 6,720 INCH³)

MATERIALS	600D Ripstop polyester construction.	HANDLES	Reinforced retractable handle.
WHEELS	All-terrain wheels.	ACCESSORIES	Referee ID pocket.
COMPARTMENTS	2 main compartments with removable divider.	COLORS	Black

BANDY



NEW
SKBFTB
JETSPEED FT
BANDY
SKATES

HEAT MOLDABLE

SIZES SR - FULL

7 - 11 REGULAR

INT - FULL

4 - 6 REGULAR



- QUARTER PACKAGE** **ONE-PIECE BOOT**
 Players get more direct energy transfer and a closer fit for faster strides.

- STIFFNESS** **160**

- LINER** **TOTALDRI PRO**
 High-performance moisture-wicking material keeps feet dry and skates light, with superior odor protection. The thickness wraps the foot smoothly and is resistant over time.

- COMFORT & ANKLE PADDING** **ADPT MEMORY FOAM AND SEAMLESS COMFORT**
 Multi-layered configuration with denser ADPT Memory Foam ankle pads creates a comfortable and snug skate interior.

- TONGUE** **7MM FELT TONGUE WITH INJECTED LACEBITE**
 Dual-layer construction with injected lacebite protection

- FOOTBED** **MOLDED CCM ORTHOLITE**
 Ultra-lightweight, molded fit, and enhanced comfort.

- HOLDER** **SPEEDBLADE XS**
 CCM quick-release holder with bladlock system.

- RUNNER** **XS BANDY RUNNER STAINLESS**
 Provides a long-lasting edge for sustained performance.

BRXSSP
XS BANDY
RUNNER STAINLESS

SIZES 238 - 304

SPECS **FITS SPEEDBLADE XS HOLDER**



BSCCM
CCM BANDY STICK

SIZES SR CURVE 2, 3, 4
 JR CURVE 2

SPECS Fiberglass laminated wood stick for the adult player. This construction gives you a very durable stick with a great feel and control. Approved by the Swedish Bandy Federation.





BG88KPRO 88K PRO GLOVE

SIZES SR S, M, L

SPECS

Popular pro style player glove with added D30® protection in fingers. Tricot style for great grip and flexibility. Hook & loops attachment at the wrist for a custom fit. New shorter cuff for more mobility.

COLORS

NAVY, RED, BLACK



BG88K 88K GLOVE

SIZES SR S, M, L
JR XXS, XS

SPECS

Popular pro style player glove. Tricot style for great grip and flexibility. Hook & loops attachment at the wrist for a custom fit. New shorter cuff for more mobility.

COLORS

NAVY, RED, BLACK



EPB86K BANDY 86K ELBOW PADS

SIZES SR S, M, L
JR S, M, L

SPECS

Pro style elbow protection for bandy. Very light and soft protection to ensure full movability and agility. Easy and fast to break in, will be game ready in a few tries.



SGB86K BANDY 86K SHIN GUARDS

SIZES SR 13", 14", 15" 16"
JR 10", 11", 12"

SPECS

New anatomical narrow fit design, nylon upper lock strap + length-adjustable calf strap, pe foam + removable liner.



BLACK



NAVY



RED



GREEN



ROYAL

**BPCOV88K
CCM BP COVER 88K**

SIZES SR S, M, L, XL
JR S, M, L, XL

SPECS Flexible coverpant to fit over the girdle. Durable design with stripe, zipper, belt and ankle hook & loops attachment.

COLORS ROYAL (03), NAVY (04), GREEN (06), RED (13), BLACK (14)



**BPGIRD88K
BP GIRDLE 88K - SR**

SIZES SR S, M, L, XL

SPECS Girdle for elite players. Great protection over the hips and thighs. Hook & loops attachment over the thighs. Has a tight fit to ensure best protection.



**BPGIRD88K
BP GIRDLE 88K - JR**

SIZES JR 140 - 160

SPECS Girdle for junior players. Great protection over the hips and thighs. Has a tight fit to ensure best protection.



**BBALL100 - 100 PACK
BANDY BALL**

SPECS BULK PACK OF 100 BALLS OR INDIVIDUALLY PACKAGED.

COLORS CERISE





GOALIE

TACKS PRO PADS



INTRODUCING THE TACKS PRO GOALIE PADS, FEATURING MODERN AND INNOVATIVE ENGINEERING THAT IS CRAFTED FOR UNRIVALED CONTROL OF THE CREASE. WITH LIGHTWEIGHT STRENGTH AND A STRATEGIC NEW SHAPE, YOU'LL INSTANTLY UNLOCK UNMATCHED PERFORMANCE. BUILT TO AMPLIFY YOUR TECHNICAL FOUNDATION, THE PADS PROVIDE MAXIMUM COVERAGE AND STRATEGIC ANGULATION THAT HELPS YOU DOMINATE THE GAME WITH POWERFUL PRECISION.

TECH 001

FZN 150-V CORE

THE NEW LIGHTWEIGHT STREAMLINED CORE FEATURES TARGETED STIFFNESS ENHANCEMENTS AND TAKES TECHNICAL PERFORMANCE TO THE NEXT LEVEL. THE DYNAMIC 150-DEGREE SHAPE MAKES IT EASIER TO MAXIMIZE COVERAGE AND FACILITATE MORE EFFECTIVE BUTTERFLY TRANSITIONS AND POST INTEGRATION.




TECH 002



SPEED CHANNEL + CROSSGLIDE TECHNOLOGY

UNLEASH YOUR SPEED IN THE CREASE THROUGH THE STRATEGIC ENGINEERING OF THE SPEED CHANNEL DESIGN. MAKE YOUR EXPLOSIVE MOVEMENTS EVEN FASTER WITH THE LATEST IN MATERIAL SLIDING TECHNOLOGY, CGT. DESIGNED TO AMPLIFY PERFORMANCE ON BOTH FRESH AND ROUGH ICE IN THE DIRE MOMENTS WHEN YOU NEED IT MOST.



SPEED CHANNEL

TECH 003

ADPTFIT 360

FEEL STABLE AND SECURE WHILE ENSURING EFFORTLESS PAD ROTATION. CRAFTED TO COMPLEMENT PAD MOVEMENT AND ENSURE YOUR PADS MOVE COHESIVELY FROM ONE MOVEMENT TO THE NEXT. FINE-TUNE YOUR FIT WITH EASY ADJUSTMENTS ON THE UPPER AND LOWER STRAP SECTIONS.



TACKS PRO GLOVE

BUILDING OFF OF THE ICONIC SHAPE AND BREAK ANGLE OF THE 590, THE TACKS PRO GLOVE INCLUDES NEXT-LEVEL UPGRADES FOR SUPERIOR COVERAGE. FEATURING A DEEPER CATCHING SURFACE AND A MORE IMPACTFUL GAME READY FIT. AMPLIFIED BY A FIT AND FEEL DESIGNED FOR SUPERIOR CONTROL AND RESPONSIVENESS, AND A NEW STICKHANDLING NOTCH, THE TACKS PRO GLOVE WILL HELP YOU COMMAND THE CREASE.



TECH 001


VORTEX POCKET & TEE

RE-ENGINEERED FOR MAXIMUM POCKET AREA, YOU'LL HAVE THE EDGE YOU NEED TO TRACK DOWN AND SNAG EVEN THE BEST OF SHOTS. FEATURING AN EYE-CATCHING (AND PUCK-CATCHING) ROUND SHAPE, AND A NEWLY DESIGNED, THINNER DOUBLE TEE, YOU INSTANTLY GAIN A LARGER CATCHING SURFACE AND ADDED CONTROL. A SKATE LACE POCKET ADDS A SOFTER FEEL AND IMPROVED PUCK RETENTION FOR CONFIDENT, RESPONSIVE PLAY.

TECH 002

SENSAGRIP

FEATURING ADVANCED MEMORY FOAM, THE BASE LAYER OF THE PALM PROVIDES A MORE PERSONALIZED AND RESPONSIVE FIT. WITH AN ADDED TACTILE GRIP LAYER ALONG THE SURFACE, YOU'LL EXPERIENCE ENHANCED FEEL AND CONTROL, SO YOU CAN CATCH EVERY SHOT EFFORTLESSLY.



TACKS PRO BLOCKER

ENGINEERED FOR ELITE PERFORMANCE, THE TACKS PRO BLOCKER DELIVERS UNMATCHED CONTROL, COMFORT, AND RESPONSIVENESS. WHETHER YOU'RE STEERING PUCKS AWAY WITH POWER AND PINPOINT ACCURACY OR TRANSITIONING INTO A CRISP BREAKOUT PASS, YOU'LL HAVE THE PERFECT WEAPON TO PERFORM AT YOUR BEST EVERY MOMENT OF THE GAME.

TECH 001

LITEXCORE™

INCREDIBLY LIGHTWEIGHT WITH STREAMLINED BLOCKER BOARD AND BUILT TO PUNCH PUCKS OUT WITH POWER. COMBINED WITH AN UPDATED X-STIFF SIDEWALL, YOU'LL GET ULTIMATE COVERAGE AND PROTECTION WHERE YOU NEED IT.

TECH 002

HEXA+ PALM

FEATURING A TACTILE TEXTURE AND ENHANCED COMFORT, THE HEXA+ PALM GIVES YOU INCREASED CONTROL WITH ADDED DURABILITY. THE ERGONOMIC FINGER AND PALM DESIGN ENSURES OPTIMAL FEEL AND RESPONSIVENESS WHEN PLAYING THE PUCK.





NEW
GP2026PRO
2026 PRO
GOALIE PADS



SIZES SR 32+1, 33+1, 34+1, 35+1
CUST



NEW
GP2026
2026
GOALIE PADS



SIZES SR 32+1, 33+1, 34+1, 35+1
INT 29+1, 30+1, 31+1, 32+1

TECHNOLOGIES	FZN 150 V-CORE CROSS GLIDE TECHNOLOGY + SPEED CHANNEL (LOGO)	ADPTFIT 360 DRS DYNAMIC RESPONSE SYSTEM PRO+ INFINITE POWER REBOUND	TECHNOLOGIES	FZN 150 V-CORE CROSS GLIDE TECHNOLOGY	ADPTFIT DRS DYNAMIC RESPONSE SYSTEM+
PAD PROFILE	FZN 150 V-CORE Defined 150-degree V-shape profile for optimal shape and coverage in butterfly and RVH.		PAD PROFILE	FZN V-150 CORE Defined 150-degree V-shape profile for optimal shape and coverage in butterfly and RVH.	
CORE CONSTRUCTION	FZN PRO CORE Innovative molded Pro core that is pre-shaped and engineered for enhanced stiffness with a lightweight & balanced feel.		CORE CONSTRUCTION	FZN CORE Innovative molded core that is pre-shaped and engineered for strategic stiffness with a lightweight & balanced feel.	
REBOUND TECHNOLOGY	INFINITE POWER REBOUND Responsive rebound foam integrated to the FZN Pro Core to direct pucks out with power and precision.		REBOUND TECHNOLOGY	STIFF FLAT FACE DESIGN HD foams integrated into the FZN Core and the strategic V-150 shape provides added rebound force and predictability.	
SLIDING TECHNOLOGY	SPEED CHANNEL + CROSS GLIDE TECHNOLOGY Inset channel with flat outer wing reduces friction while maintaining stability. CGT along the inner edge maximizes overall slideability.		SLIDING TECHNOLOGY	CROSS GLIDE TECHNOLOGY Material designed specifically for maximum slideability along the inside edge on both clean and rough ice.	
KNEE STACK	DRS DYNAMIC RESPONSE SYSTEM PRO + HD one-piece landing zone for optimized seal and stability. Multi-layered core provides enhanced performance and impact absorption.		KNEE STACK	DYNAMIC RESPONSE SYSTEM + One-piece landing zone built for excellent seal and stability with enhanced impact absorption.	
KNEE CRADLE	SUREGRIP WITH ROTATION ASSIST Smooth and comfortable landing area with strategic angulation for improved knee rotation. Includes removable knee cradle wrap.		KNEE CRADLE	SUREGRIP WITH ROTATION ASSIST Smooth and comfortable landing area with strategic angulation for improved knee rotation. Includes removable knee cradle wrap.	
STRAPPING	ADPTFIT 360 Strategically designed for optimal leg positioning & rotation with two areas of adjustment for personalized fit. Flexible wrap & breathable air-knit mesh enhance overall comfort.		STRAPPING	ADPTFIT Strategically designed for optimal leg positioning & rotation with easy fit adjustments. Flexible wrap provides a comfortable & secure fit.	
LEG CHANNEL	SHALLOW LOOSE FIT WITH CALF SUPPORT STABILIZER Effortless pad rotation to drop into position with maximum balance and stability for more efficient save execution.		LEG CHANNEL	SHALLOW LOOSE FIT WITH CALF SUPPORT STABILIZER Effortless pad rotation to drop into position with maximum balance and stability for more efficient save execution.	
BOOT	STIFFENED CORE WITH FLAT BASE PROVIDES ADDED RANGE OF MOTION FOR THE SKATE. Flexible hinge design at the break area allows for powerful push movements.		BOOT	STIFFENED CORE WITH FLAT BASE PROVIDES ADDED RANGE OF MOTION FOR THE SKATE. Flexible hinge design at the break area allows for powerful push movements.	
TOE BRIDGE	NEW LOCK & PUSH TOE BRIDGE FEATURING POST ZONE HD Toe Bridge shaped for a more secure and sealed connection for post integration while also providing a more powerful and predictable push off the post.		TOE BRIDGE	OFFSET 3-HOLE HD TOE BRIDGE WITH HYBRID SKATE LACE & ELASTIC SYSTEM NEW CUSTOM-ONLY: Lock & Push Toe Bridge featuring Post Zone HD Toe Bridge shaped for a more secure and sealed connection for post integration while also providing a more powerful and predictable push off the post.	
COLORS	WWWWW (SR ONLY), CUSTOM		COLORS	WWWWW, BBBB	

**** THESE ARE THE STOCK SPECS; TOTAL CUSTOM PRO & TOTAL CUSTOM ALL OUT CAN ALSO BE ORDERED WITH CUSTOM SPECIFICATIONS & COLOURS.

STOCK COLOR

WWWWW (SR ONLY)



STOCK COLOR

BOOKING COLORS GP2026CC



GP2026PRO - LAUNCH DATE

GP2026 - LAUNCH DATE



NEW
GM2026PRO
2026 PRO
GLOVE

VORTEX
SENSAGRIP
LITECORE

CROSSFORM STRAP
D30®
FLEXMOTION

SIZES SR REGULAR, FULL RIGHT

NEW
GM2026
2026
GLOVE

VORTEX
LITECORE

FLEXMOTION
CROSSFORM STRAP

SIZES SR REGULAR, FULL RIGHT
INT REGULAR, FULL RIGHT

TECHNOLOGIES	VORTEX SENSAGRIP LITECORE	CROSSFORM STRAP D30® FLEX MOTION	TECHNOLOGIES	VORTEX LITECORE	CROSS FORM STRAP FLEX MOTION
BREAK ANGLE	590 60-degree fingers to thumb closure. Provides great coverage, versatile hand positioning, and quick & efficient movements.		BREAK ANGLE	590 60-degree fingers to thumb closure. Provides great coverage, versatile hand positioning, and quick & efficient movements.	
POCKET & TEE	VORTEX WITH DOUBLE TEE Expansive pocket area with innovative new tee shape & integration for maximum catching surface. Skate lace pocket improves feel and control.		POCKET & TEE	VORTEX WITH +1" DOUBLE TEE Expansive pocket with added depth and innovative new tee shape & integration for maximum catching surface. Skate lace pocket improves feel and control.	
CLOSURE	GAME-READY Updated palm break & core, T integration and backhand for game-ready feel right off the shelf. Improved fit allows the hand to sit deeper and more securely for quick and easy open/close movements.		CLOSURE	GAME-READY Updated palm break & core, T integration and backhand for game-ready feel right off the shelf. Improved fit allows the hand to sit deeper and more securely for quick and easy open/close movements.	
PALM	SENSAGRIP Memory core base provides a more comfortable and personalized fit. Grip texture enhances control and security.		PALM	SUREGRIP Enhanced feel and comfort with added tackiness when wet.	
CORE	LITECORE + D30® Lightweight injection-molded one-piece cuff design with multi-layer palm featuring D30® smart foam for maximum high impact protection.		CORE	LITECORE Lightweight injection-molded one-piece cuff design with multi-layer palm for added impact protection.	
STRAPPING	CROSS FORM STRAP Secures the back of the hand via multiple attachment points for added responsiveness while allowing for greater wrist mobility.		STRAPPING	CROSS FORM STRAP Secures the back of the hand via multiple attachment points for added responsiveness while allowing for greater wrist mobility.	
FINGER & THUMB FIT	FINGER STALLS WITH ADDED FIT ADJUSTMENTS Comfortable mesh finger stalls with responsive Neoprene pinky and thumb loops.		FINGER & THUMB FIT	FINGER STALLS WITH ADDED FIT ADJUSTMENTS Comfortable mesh finger stalls with responsive Neoprene pinky and thumb loops.	
CUFF	FLEXMOTION Shaped to provide added range of motion and greater integration with the arm & body.		CUFF	FLEXMOTION Designed for full range of motion and adjustable coverage.	
BACKHAND	HD FLEXMOTION Strategic flex points for easy open and close with increased impact protection.		BACKHAND	FLEXMOTION Strategic flex points for easy open and close with increased impact protection.	
STICKHANDLING	STICKHANDLING NOTCH New notch at the base of the glove break crafted to provide strong and secure grip of the stick when playing the puck.		STICKHANDLING	STICKHANDLING NOTCH New notch at the base of the glove break crafted to provide strong and secure grip of the stick when playing the puck.	
COLORS:	WH/WH, CUSTOM		COLORS:	WH/WH, BK/BK	
BOOKING COLORS:	N/A		BOOKING COLORS:	GM2026CC: WH/BK, WH/NY, CHIC, TOR, DET, BOS	

**** THESE ARE THE STOCK SPECS; TOTAL CUSTOM PRO & TOTAL CUSTOM ALL OUT CAN ALSO BE ORDERED WITH CUSTOM SPECIFICATIONS & COLOURS.



GM2026PRO - LAUNCH DATE

GM2026 - LAUNCH DATE



NEW
GP2026PRO
2026 PRO
BLOCKER

FLEXMOTION
LITEXCORE
D30
HEXA+

SIZES SR REGULAR, FULL RIGHT

NEW
GB2026
2026
BLOCKER

FLEXMOTION
LITEXCORE
HEXA

SIZES SR REGULAR, FULL RIGHT
INT REGULAR, FULL RIGHT

TECHNOLOGIES
LITEXCORE
D30®
HEXA+
FLEX MOTION

TECHNOLOGIES
LITEXCORE
HEXA
FLEXMOTION

BLOCKING BOARD
LITEXCORE
Streamlined profile with a stiff and lightweight molded core for extremely powerful rebounds.

BLOCKING BOARD
LITEXCORE
Sleek and lightweight design that amplifies rebound velocity.

PALM POSITION
CENTERED PALM POSITION
Balanced feel and optimal coverage.

PALM POSITION
CENTERED PALM POSITION
Balanced feel and optimal coverage.

PALM
HEXA+ PALM
Soft, textured feel for optimal control and comfort with the added durability of the Pro Nash base. Added vent channels along the side increases breathability.

PALM
HEXA PALM
Soft, textured feel for optimal control and comfort. Added vent channels along the side increases breathability.

SIDE WALL PROTECTION
MOLDED X-STIFF SIDEWALL WITH STRAIGHT FINGER PROTECTION
Designed for added strength with enhanced mobility, coverage, and protection.

SIDE WALL PROTECTION
STIFF SIDEWALL WITH STRAIGHT FINGER PROTECTION
Designed for enhanced mobility, coverage, and protection.

FINGER PROTECTION
HD FINGER WRAP + D30® INDEX FINGER PROTECTION
Ergonomic design for increased coverage and added mobility with maximum impact protection.

FINGER PROTECTION
HD FINGER WRAP + ADDED INDEX FINGER PROTECTION
Ergonomic design for great coverage and mobility with added impact protection.

CUFF
FLEXMOTION
Strategic segmentation and adjustability for greater range of motion. Neoprene comfort lining at the wrist opening.

CUFF
FLEXMOTION
Strategic segmentation and adjustability for greater range of motion. Neoprene comfort lining at the wrist opening.

COLORS: WH/WH, CUSTOM

COLORS: WH/WH, BK/BK

BOOKING COLORS: N/A

BOOKING COLORS: GB2026CC: WH/BK, WH/NY, CHIC, TOR, DET, BOS

**** THESE ARE THE STOCK SPECS; TOTAL CUSTOM PRO & TOTAL CUSTOM ALL OUT CAN ALSO BE ORDERED WITH CUSTOM SPECIFICATIONS & COLOURS.







GPEFX7 EFLEX 7 GOAL PADS

- CGT CROSS GLIDE TECHNOLOGY
- DRS PRO+ DYNAMIC RESPONSE SYSTEM+
- IPR INFINITE
- QMSS 3 QUICK MOTION STRAP SYSTEM
- DUALITECORE TECHNOLOGY

SIZES SR 33+1, 34+1, 34+2, 35+2, CUST.
INT CUST. ONLY



GPE7.9 EFLEX 7.9 GOAL PADS

- DRS+ DYNAMIC RESPONSE SYSTEM +
- CGT CROSS GLIDE TECHNOLOGY
- QMSS 3 QUICK MOTION STRAP SYSTEM
- DUALITECORE TECHNOLOGY

SIZES SR 33+1, 34+1, 34+2, 35+2
INT 30+1, 31+1, 32+1



GPE7.5 EFLEX 7.5 GOAL PADS

- DRS DYNAMIC RESPONSE SYSTEM
- LITECORE
- ADPTFIT 360

SIZES SR 32+1, 33+1, 34+1

TECHNOLOGIES	FLEX PROFILE	SLIDING TECHNOLOGY	CORE CONSTRUCTION	KNEE STACK	KNEE CRADLE	STABILIZER	LEG CHANNEL	STRAPPING	BOOT	COLORS	BOOKING COLORS
CROSS GLIDE TECHNOLOGY DRS DYNAMIC RESPONSE SYSTEM PRO + INFINITE POWER REBOUND DUALITECORE TECHNOLOGY QUICK MOTION STRAP SYSTEM 3	PRE-CURVED SINGLE INNER, SINGLE BREAK OUTER Flexible feel while providing great butterfly closure.	CROSS GLIDE TECHNOLOGY New sliding material for ultimate speed in the crease on clean and rough ice.	DUALITECORE + INFINITE POWER REBOUND Lightweight molded Pro core built for flexible feel below the knee with added stiffness in the thigh rise. Responsive rebound foam that will kick pucks out with force.	DRS DYNAMIC RESPONSE SYSTEM PRO + HD one-piece landing zone for optimized seal and stability, and high-performance speed across the crease. EPP core with internal foam layering for strategic impact absorption.	OPEN DESIGN WITH REMOVABLE KNEE CRADLE WRAP Allows for optimal interaction and rotational performance with knee pads.	HD FLAT INSIDE EDGE WITH CALF SUPPORT Superior on-ice seal with new calf insert for enhanced alignment and stability.	DEEP TIGHT FIT WITH MESH COMFORT CHANNEL Highly responsive feel for optimal pad reactivity, connectivity, and overall pad stability. Increased durability with added reinforcement along key abrasion areas.	QUICK MOTION STRAP SYSTEM 3 Padded upper calf strap optimizes leg positioning and pad rotation while removable lower strap provides a more secure fit.	90 DEGREE WITH SHALLOW CHANNEL + OFFSET HYBRID SKATE LACE SYSTEM Enhanced range of motion and connectivity for power pushes via a new skate lace and elastic system; optional centered toe bridge position.	WWWWW (SR ONLY), CUSTOM	N/A
CROSS GLIDE TECHNOLOGY DRS+ DYNAMIC RESPONSE SYSTEM DUALITECORE TECHNOLOGY QUICK MOTION STRAP SYSTEM 3	PRE-CURVED SINGLE INNER, SINGLE BREAK OUTER Flexible feel while providing great butterfly closure.	CROSS GLIDE TECHNOLOGY New sliding material for ultimate speed in the crease on clean and rough ice.	DUALITECORE Lightweight dual flex profile, built for flexible feel below the knee and added stiffness in the thigh rise. Direct pucks out with precision.	DRS DYNAMIC RESPONSE SYSTEM + HD one-piece landing zone built for excellent seal and stability to move with power and speed, with enhanced impact absorption.	OPEN DESIGN WITH REMOVABLE KNEE CRADLE WRAP Allows for optimal interaction and rotational performance with knee pads.	HD FLAT INSIDE EDGE WITH CALF SUPPORT Superior on-ice seal with new calf insert for enhanced alignment and stability.	DEEP TIGHT FIT WITH MESH COMFORT CHANNEL Highly responsive feel for optimal pad reactivity, connectivity, and overall pad stability. Increased durability with reinforcement along key abrasion areas.	QUICK MOTION STRAP SYSTEM 3 Padded upper calf strap optimizes leg positioning and pad rotation while removable lower strap provides a more secure fit.	90 DEGREE WITH SHALLOW CHANNEL + OFFSET HYBRID SKATE LACE SYSTEM Enhanced range of motion and connectivity for power pushes via a new skate lace and elastic system; optional centered toe bridge position..	WWWWW, BBBB	GPE7.9CC: WWBB, WWNN, CHI, RETRO CAMEL
DRS DYNAMIC RESPONSE SYSTEM DUALITECORE TECHNOLOGY QUICK MOTION STRAP SYSTEM	PRE-CURVED SINGLE INNER, SINGLE BREAK OUTER Flexible feel and built for easier butterfly closure.	EASY GLIDE PU Smooth inside edge that slides with ease.	LITECORE Lightweight flexible feel built to move and react with every save. Flat-faced design helps angle puck's out of harm's way.	DRS DYNAMIC RESPONSE SYSTEM One-piece landing zone for excellent seal and stability to move quickly and comfortably.	OPEN DESIGN WITH REMOVABLE KNEE CRADLE WRAP Allows for optimal interaction and rotational performance with knee pads.	RAISED FLAT INSIDE EDGE DESIGN WITH CALF SUPPORT Seal and stability for easy cross-crease movements.	DEEP TIGHT FIT WITH MESH COMFORT WRAP Comfortable and reactionary feel for great pad connectivity.	ADPTFIT Secure fit for quick and easy pad rotation and recovery.	90 DEGREE WITH SHALLOW CHANNEL + OFFSET HYBRID SKATE LACE SYSTEM Improved range of motion for skate contact with the ice for easier cross crease movements.	GPE7.5CC: WWWWW, WWBB, BBBB, TOR, DET	

**** THESE ARE THE STOCK SPECS: SR & INT TOTAL CUSTOM & SR TOTAL CUSTOM PRO CAN ALSO BE ORDERED WITH CUSTOM SPECIFICATIONS.





**GMEFX7
EFLEX 7
GLOVE**

LITECORE
FLEXMOTION
D30®
CROSSFORM STRAP

SIZES SR REGULAR, FULL RIGHT
INT REGULAR, FULL RIGHT (CUSTOM ONLY)



**GME7.9
EFLEX 7.9
GLOVE**

HEXA
LITECORE
CROSSFORM STRAP
FLEXMOTION

SIZES SR REGULAR, FULL RIGHT
INT REGULAR, FULL RIGHT



**GME7.5
EFLEX 7.5
GLOVE**

HEXA
LITECORE
CROSSFORM STRAP
FLEXMOTION

SIZES SR REGULAR, FULL RIGHT

TECHNOLOGIES	LITECORE™ FORM FIT CROSS FORM STRAP	D30® FLEXMOTION	TECHNOLOGIES	LITECORE™ CROSS FORM STRAP HEXA PALM FLEX MOTION	TECHNOLOGIES	LITECORE™ CROSS FORM STRAP HEXA PALM FLEX MOTION		
CUFF & THUMB CORE	LITECORE™ Lightweight injection-molded cuff design shaped for extended coverage.		CUFF & THUMB CORE	LITECORE™ Lightweight injection-molded cuff design shaped for extended coverage.		CUFF & THUMB CORE	LITECORE™ Lightweight injection-molded cuff design shaped for extended coverage.	
BREAK ANGLE	580 Fingers to palm closure with a more vertical pocket position and enhanced T closure.		BREAK ANGLE	580 Fingers to palm closure with a more vertical pocket position and enhanced T closure.		BREAK ANGLE	580 Fingers to palm closure with a more vertical pocket position and enhanced T closure.	
CLOSURE	UPDATED PALM BREAK, T INTEGRATION AND BACKHAND FOR OUR BEST OFF THE SHELF OPENING & CLOSURE.		CLOSURE	UPDATED PALM BREAK, T INTEGRATION AND BACKHAND FOR OUR BEST OFF THE SHELF OPENING & CLOSURE.		CLOSURE	UPDATED PALM BREAK, T INTEGRATION AND BACKHAND FOR OUR BEST OFF THE SHELF OPENING & CLOSURE.	
PALM	GAME-READY FIT + D30® PROTECTION Easy break-in with added high impact protection.		PALM	GAME-READY FIT + LAYERED FOAM PROTECTION Easy break-in and puck absorption.		PALM	GAME-READY FIT Easy break-in.	
STRAPPING	CROSSFORM STRAP Secures the back of the hand via multiple attachment points for greater responsiveness while allowing for greater wrist mobility.		STRAPPING	CROSSFORM STRAP Secures the back of the hand via multiple attachment points for greater responsiveness while allowing for greater wrist mobility.		STRAPPING	CROSSFORM STRAP Secures the back of the hand via multiple attachment points for greater responsiveness while allowing for greater wrist mobility.	
FINGER & THUMB FIT	FINGER STALLS WITH ADDED FIT ADJUSTMENTS Comfort mesh finger stalls with responsive and adjustable Neoprene pinky and thumb loops.		FINGER & THUMB FIT	FINGER STALLS WITH ADDED FIT ADJUSTMENTS Comfort mesh finger stalls with responsive and adjustable Neoprene pinky and thumb loops.		FINGER & THUMB FIT	FINGER STALLS WITH ADDED FIT ADJUSTMENTS Comfort mesh finger stalls with responsive and adjustable Neoprene pinky and thumb loops.	
POCKET & TEE	REINFORCED SINGLE +1 TEE WITH SKATE LACE Excellent puck absorption and retention. Internal stiffeners add definition and strength with new flex hinge creates a snappy closure.		POCKET & TEE	SINGLE +1 TEE WITH SKATE LACE Excellent puck absorption and retention. Reinforced T with new flex hinge creates a snappy closure.		POCKET & TEE	SINGLE +1 TEE WITH SKATE LACE Excellent puck absorption and retention. New hinge design improves closure.	
CUFF	FLEXMOTION New cuff shape provides added range of motion and greater integration with the arm & body.		CUFF	FLEXMOTION New cuff shape provides added range of motion and greater integration with the arm & body.		CUFF	FLEXMOTION New cuff shape provides added range of motion and greater integration with the arm & body.	
BACKHAND	HD FLEXMOTION BACKHAND Strategic flex points for easy open and close with added impact protection.		BACKHAND	HD FLEXMOTION BACKHAND Strategic flex points for easy open and close with added impact protection.		BACKHAND	FLEXMOTION BACKHAND Strategic flex points for easy open and close.	
PALM & LINER	SUREGRIP PRO PALM Enhanced feel and comfort with added tackiness when wet.		PALM & LINER	HEXA PALM New textured design for increased control and comfort.		PALM & LINER	HEXA PALM New textured design for increased control and comfort.	
COLORS	WWWW (SR ONLY), CUSTOM		COLORS	WWWW, BBBB		BOOKING COLORS	GME7.5CC WWW, WWBB, BBBB, TOR, DET	
BOOKING COLORS	N / A		BOOKING COLORS	GME7.9CC WWBB, WWNN, CHI, RETRO CAMEL				

**** THESE ARE THE STOCK SPECS: SR & INT TOTAL CUSTOM & SR TOTAL CUSTOM PRO CAN ALSO BE ORDERED WITH CUSTOM SPECIFICATIONS.





GBEFX7 EFLEX 7 BLOCKER

FLEXMOTION D30
LITEXCORE
HEXA+

SIZES SR REGULAR, FULL RIGHT
INT REGULAR, FULL RIGHT (CUSTOM ONLY)

GBE7.9 EFLEX 7.9 BLOCKER

LITEXCORE
FLEXMOTION
HEXA

SIZES SR REGULAR, FULL RIGHT
INT REGULAR, FULL RIGHT

GBE7.5 EFLEX 7.5 BLOCKER

LITEXCORE
FLEXMOTION
HEXA

SIZES SR REGULAR, FULL RIGHT

TECHNOLOGIES	LITEXCORE HEXA+ D30® FLEX MOTION	TECHNOLOGIES	LITEXCORE™ HEXA FLEX MOTION	TECHNOLOGIES	LITEXCORE™ HEXA FLEX MOTION
BLOCKING BOARD	LITEXCORE Lightweight balance with a thin profile and molded core for extremely powerful rebounds off the blocker face.	BLOCKING BOARD	LITEXCORE™ Lightweight balance with a thin profile increases rebound force off the blocker face.	BLOCKING BOARD	LITEXCORE™ Lightweight feel with a thin profile and built to direct out rebounds.
PALM POSITION	CENTERED PALM POSITION Balanced feel.	PALM POSITION	CENTERED PALM POSITION Balanced feel.	PALM POSITION	CENTERED PALM POSITION Balanced feel.
PALM	HEXA+ PALM Soft, textured feel for optimal control and comfort with the added durability of the Pro Nash base. Added vent channels along the side increase breathability.	PALM	HEXA PALM Soft, textured feel for optimal control and comfort. Added vent channels along the side increase breathability.	PALM	HEXA PALM Soft, textured feel for optimal control and comfort. Added vent channels along the side increase breathability.
SIDE WALL PROTECTION	MOLDED X-STIFF SIDEWALL WITH STRAIGHT FINGER PROTECTION Re-designed for added strength with enhanced mobility, coverage, and protection.	SIDE WALL PROTECTION	STIFF SIDEWALL WITH STRAIGHT FINGER PROTECTION Re-designed for enhanced mobility, coverage, and protection.	SIDE WALL PROTECTION	STIFF SIDEWALL WITH STRAIGHT FINGER PROTECTION Re-designed for great mobility and coverage.
FINGER PROTECTION	HD FINGER WRAP + D30® INDEX FINGER PROTECTION Ergonomic design for increased coverage and added mobility with maximum impact protection.	FINGER PROTECTION	HD FINGER WRAP + ADDED INDEX FINGER PROTECTION Ergonomic design for great coverage and mobility with added impact protection.	FINGER PROTECTION	FULL COVERAGE FINGER WRAP Ergonomic design for great coverage and mobility.
CUFF	FLEXMOTION Strategic segmentation and adjustability for greater range of motion. New Neoprene comfort finish at the wrist opening.	CUFF	FLEXMOTION Strategic segmentation and adjustability for greater range of motion. New Neoprene comfort finish at the wrist opening.	CUFF	FLEXMOTION Strategic segmentation and adjustability for greater range of motion. New comfort finish at the wrist opening.
COLORS	WWWW (SR ONLY), CUSTOM	COLORS	WWWW, BBBB	BOOKING COLORS	GBE7.5CC WWWW, WWBB, BBBB, TOR, DET
BOOKING COLORS	N/A	BOOKING COLORS	GBE7.9CC WWBB, WWNN, CHI, RETRO CAMEL		

**** THESE ARE THE STOCK SPECS; SR & INT TOTAL CUSTOM & SR TOTAL CUSTOM PRO CAN ALSO BE ORDERED WITH CUSTOM SPECIFICATIONS.





AP7000
TOE BRIDGE HD / LACING
COLOR: WHITE
PAIR



AP7006
SHIN STRAP
COLOR: WHITE
PAIR



AP7010
LEATHER BOOTSTRAP KIT
COLOR: WHITE
PAIR



AP7008
KNEE CRADLE ELASTIC
COLOR: WHITE
PAIR

AP7011
QK5 BOOTSTRAP KIT
COLOR: WHITE
PAIR



AP7015
KNEE CRADLE WRAP
COLOR: WHITE
PAIR



AP7012
TOE ELASTIC KIT SR
COLOR: WHITE
PAIR
FITS WITH AXIS 2/2.9 & EFLEX 6/6.9/6.5 SR & IN PADS



AP7018
HYBRID TOE ELASTIC KIT SR
COLOR: WHITE
PAIR
FITS WITH SR & IN PADS

AP7019
HYBRID TOE ELASTIC KIT JR
COLOR: WHITE
PAIR
FITS WITH JR PADS

AP7016
TOE ELASTIC KIT JR
COLOR: WHITE
PAIR
FITS WITH AXIS 2.5 AND EFLEX 6.5 JR PADS



NEW
AP7020
QMSS 3 LOWER PAD STRAP
COLOR: WHITE
PAIR
FITS WITH EFLEX 7 & 7.9 PADS



AP7017
DRS KNEE ELASTIC
COLOR: WHITE
PAIR

TOTAL CUSTOM

TACKS

E-FLEX 7

E-FLEX 7.9

- Built from our standard construction with performance-focused design and features.
- Multiple colour options across each material category.
- Key spec categories to help you play at your best.
- Available in Senior & Intermediate.



TOTAL CUSTOM PRO

TACKS PRO

E-FLEX 7 PRO

- Pro-spec design, including inner gusset NHL lacing on the pads, and Pro-spec options.
- All colour options available across each material category.
- Extensive spec categories, including Pro options to dial in your game.
- Available in Senior-only, with added sizing options.



TOTAL CUSTOM ALL OUT

TACKS PRO

E-FLEX 7 PRO

- Personalized UV Printed Graphic on the face of your pads, glove and blocker
- All colour options available across each material category.
- Extensive spec categories, including Pro options to dial in your game.
- Available in Senior-only, with added sizing options.





CCM PHENOM

JUNIOR GOALIE GEAR

INTRODUCING CCM PHENOM - GOALIE EQUIPMENT DESIGNED SPECIFICALLY WITH YOUNG GOALIES IN MIND. BUILT WITH A COMBINATION OF OUR BEST AXIS, EFLEX, AND KID-SPECIFIC FEATURES, ALONG WITH A NEW MATERIAL FOR ADDED DURABILITY. WITH EASE OF PLAY AND FIT AT THE FOREFRONT, THE CCM PHENOM PADS, GLOVE, BLOCKER AND CHEST PROTECTOR WILL HELP KIDS GO FROM LEARNING THE FUNDAMENTALS TO SKILLFULLY STOPPING PUCKS WITH CONFIDENCE.



TECH 001

CCM PHENOM PADS

BUILT WITH A FLAT-FACED DESIGN AND STRATEGIC SHAPE TO HELP SMALL GOALIES GET A GREAT BUTTE FLY SEAL AND DIRECT PUCKS OUT WITH EASE. ADDED PADDING ALONG THE LEG CHANNEL AND KNEE ENSURES MAXIMUM COMFORT, WHILE THE OUTER LANDING AREA OF THE KNEE AND STABILIZER HELPS YOUNG GOALIES SLIDE WITH SPEED.

TECH 002

CCM PHENOM GLOVE

EVERY GOALIE LOVES THE FEELING OF A BIG GLOVE SAVE, AND WITH ITS DEEP POCKET AND EASY TO CLOSE DESIGN, YOUNG GOALIES WILL GET THAT FEELING OVER AND OVER AGAIN. WITH A COMFORTABLE AND RESPONSIVE FIT, PLUS A NEW SOFTER CONSTRUCTION, THE CCM PHENOM GLOVE IS READY FOR ACTION.

TECH 003

CCM PHENOM BLOCKER

SHAPED AND DESIGNED TO DIRECT PUCKS OUT OF HARM'S WAY, THE CCM PHENOM BLOCKER COMBINES COMFORT AND PERFORMANCE SO GOALIES CAN DEFEND THEIR CREESE WITH CONFIDENCE.

TECH 004

CCM PHENOM ARM & BODY

THE CCM PHENOM ARM AND BODY FEATURES A MOBILE FIT WITH COMFORT PADDING FIT THAT IS DESIGNED TO HELP GOALIES LEARN HOW TO MOVE, REACT, AND ABSORB PUCKS. WITH MULTIPLE ADJUSTMENT POINTS, THEY GET THE FIT THEY NEED TO PLAY AT THEIR BEST.



ABPHNM CCM PHENOM CHEST PROTECTOR

SIZES JR S/M, L/XL

SIZING SPEC
REFER TO SIZING CHART PAGES

FIT	MAX FLEX FIT Added coverage without limiting ease of movement.
BACK/SPINE	COMFORT FIT AND COVERAGE Moves with the body for great fit & feel.
LINER	COMFORT PADDING Soft segmented liner for mobile and comfortable feel.
STERNUM & CLAVICLE	MULTI-LAYERED FOAM Added protection to key impact areas.
SHOULDER FLOATERS	QUICK-RELEASE ADJUSTMENT WITH FLEX MOTION DESIGN Easy customized fit that moves with you.
ELBOW	ADPTFIT ADJUSTABLE ELBOW WITH COMFORT CAP Adjustable comfort sleeve design making it easy to put on and get the perfect fit.
RIBS	EXTENDED RIB PROTECTION Added coverage to help protect from shots trying to squeak under the arms.
CHEST	MULTI-SEGMENTED FOAM Protection that moves with the body.
BICEP/FOREARM	PE FOAM Protection and mobility.
SHOULDER CAP	COMPRESSION-MOLDED PE FOAM WITH FLEX POINT Optimal coverage with greater range of motion.



GPPHNM CCM PHENOM PADS

D-FLEX
LITECORE
ADPTFIT

SIZES JR 24+1, 26+1, 28+1, 30+1

GMPHNM CCM PHENOM GLOVE

LITECORE
CROSSFORM
STRAP
FLEXMOTION
HEXA

SIZES JR REGULAR, FULL RIGHT

GBPHNM CCM PHENOM BLOCKER

LITECORE
FLEXMOTION
HEXA

SIZES JR REGULAR, FULL RIGHT

TECHNOLOGIES	LITECORE™ DFLEX ADPTFIT	TECHNOLOGIES	LITECORE™ GAME READY FIT CROSSFORM STRAP	FLEXMOTION HEXA PALM	TECHNOLOGIES	LITECORE™ FLEXMOTION HEXA PALM
FLEX PROFILE	SINGLE INNER & OUTER BREAK Flexible feel with added curvature above the knee for great 5-hole coverage.	CUFF & THUMB CORE	LITECORE™ Lightweight and balanced design, and shaped to corral pucks into the pocket.		BLOCKER BOARD	LITECORE™ Lightweight with a thin pre-curved profile to direct pucks out with ease.
BOOT CHANNEL	SHALLOW SOFT WITH BOOT STRAP Responsive fit between the skate and the pads. Flexible boot helps with seal along the post and butterfly pushes.	FIT SYSTEM	CROSSFORM STRAP WITH ADJUSTABLE FIT Comfortable and responsive along the palm with comfort mesh finger stalls.		PALM POSITION	CENTERED PALM POSITION Balanced feel.
LEG CHANNEL & STRAPPING	TIGHT-FIT WITH COMFORT WRAP Easy strapping with mesh comfort padding. Shaped for easy pad rotation and recovery.	PALM FIT	GAME-READY FIT Easy to open wide and then close with great seal.		PALM	HEXA PALM Soft and textured for great control and comfort.
PAD FACE	DFLEX Flat-face design with angulation to help goalie direct out rebounds with control.	PALM MATERIAL	HEXA PALM Textured palm for added grip and control.		THUMB PROTECTOR	MOLDED THUMB Full coverage and protection.
KNEE STACK	QUICK STACK WITH COMFORT PADDING Excellent balance and seal along the ice. Contoured corner reduces pad interference.	POCKET	SINGLE +1 TEE WITH SKATE LACE Deep pocket with soft lacing to keep pucks in the pocket.		FINGER PROTECTION	ERGONOMIC WRAP WITH ADDED INDEX PROTECTION Shaped for mobile coverage with added protection for pucks that ride up the stick.
TOE BRIDGE	OFFSET WITH HYBRID SKATE LACE AND ELASTIC SYSTEM Helps the goalie get their skate to the ice for easy side to side pushes and recovery.	BACKHAND & CUFF	FLEXMOTION Layered design for great range of motion with full coverage.		CUFF	FLEXMOTION Great range of motion with soft comfort padding along the wrist.
COLORS	WWWW, BBBB	COLORS	WWWW, BBBB		COLORS	WWWW, BBBB
BOOKING COLORS	GPPHNMCC: WWBB, NNNW, TOR, DET NEW: WHITE/NAVY, WHITE/RED, WHITE/ROYAL	BOOKING COLORS	GMPHNMCC: WWBB, NNNW, TOR, DET NEW: WHITE/NAVY, WHITE/RED, WHITE/ROYAL		BOOKING COLORS	GBPHNMCC: WWBB, NNNW, TOR, DET NEW: WHITE/NAVY, WHITE/RED, WHITE/ROYAL



CCM PHENOM

YOUTH GOALIE GEAR

THE CCM PHENOM YOUTH COLLECTION FEATURES GOALIE EQUIPMENT DESIGNED SPECIFICALLY FOR KIDS TRYING THE POSITION, LEARNING THE BASICS AND FALLING IN LOVE WITH GOALTENDING. WITH ITS EASY-TO-PLAY DESIGN, MOBILE AND COMFORTABLE FEEL, AND PADDED PROTECTION WHERE THEY NEED IT, CCM PHENOM IS BUILT TO HELP THEM FACE EVERY SHOT WITH CONFIDENCE.

TECH 001

EASY TO LEARN DESIGN

CCM PHENOM IS DESIGNED TO HELP YOUNG PLAYERS LEARN THE INS AND OUTS OF BEING A GOALIE. WITH PRODUCT FEATURES THAT HELP THEM LEARN HOW TO BUTTERFLY, PUSH AND SLIDE ACROSS THE CREASE, AND HANDLE THOSE SNEAKY SHOTS UP HIGH, THEY'LL HAVE FUN AND BECOME BETTER GOALIES WITH EVERY SAVE THEY MAKE.

TECH 002

PARENT-FRIENDLY FEATURES

WITH FEATURES THAT ARE DESIGNED TO HELP GOALIES GET DRESSED QUICKLY AND EASILY, EVEN FIRST-TIME GOALIE PARENTS WILL BE ABLE TO HELP THEIR TINY TENDY GET READY. PLUS, WITH LOTS OF ADJUSTABILITY, IT CAN ADAPT TO THE GROWING GOALIE!



NEW

GPPHNM CCM PHENOM - YT GOAL PADS

SIZES YT 20", 22", 24", 26"

FLEX PROFILE	PRE-SHAPED WITH FLEXIBLE SINGLE BREAK Mobile design and to make it easier to go into the butterfly.	CUFF / THUMB	ONE PIECE Gives the goalie extra coverage and protection.	FRONT	PRE-CURVED SHAPE Makes rebound control look easy.
BOOT CHANNEL	SHALLOW SOFT Connected feel between the skate and the pads.	BREAK ANGLE	590 Easy to position the glove and shaped to help snag pucks out of the air.	PALM POSITION	CENTERED PALM POSITION Balanced feel.
LEG CHANNEL & STRAPPING	TIGHT FIT WITH FLY STRAP SYSTEM Easy parent-friendly strapping that helps the pads move in sync with the goalie.	PALM STIFFNESS	GAME READY Easy to close design.	PALM	TEXTURED PALM WITH MESH GUSSET Maximum comfort and feel.
KNEE CRADLE	ADPTFIT Adjustable knee cradle for enhanced fit and comfort all game long, even as the goalie grows.	POCKET	DEEP SINGLE TEE WITH SOFT LACING Big pocket with soft lace to help control the puck and make big glove saves.	THUMB PROTECTOR	MOLDED THUMB Make big saves and stay protected.
PAD FACE	FLAT FACE DESIGN Helps the goalie learn how to direct out rebounds with control.	INNER PALM	FELT & FOAM Helps absorb puck impact.	FINGER PROTECTORS	LOW-DENSITY FOAM WRAP Keep your fingers protected too.
KNEE STACK	QUICK STACK Gives the goalie extra balance and seal along the ice so no pucks squeak through.	STRAPPING	ADJUSTABLE WRIST STRAP With added wrap for a more secure and comfortable fit.	BLOCKING BOARD	FOAM/PLASTIC Deflect rebounds out of harm's way.
TOE BRIDGE	OFFSET DESIGN WITH EASY ATTACHMENT Helps the goalie get the skate to the ice for easy side to side pushes.				
COLORS	WHITE / BLACK	COLORS	WHITE/BLACK	COLORS	WHITE/BLACK
BOOKING COLORS	GPPHNMCC WHITE/RED, WHITE/ROYAL	BOOKING COLORS	GMPHNMCC WHITE/RED, WHITE/ROYAL	BOOKING COLORS	GBPHNMCC WHITE / RED, WHITE / ROYAL

STOCK COLOR



WHITE / BLACK

BOOKING COLORS
GPPHNMCC



WHITE / ROYAL

WHITE / RED

STOCK COLOR



WHITE / BLACK

BOOKING COLORS
GMPHNMCC



WHITE / ROYAL

WHITE / RED

STOCK COLOR



WHITE / BLACK

BOOKING COLORS
GBPHNMCC



WHITE / ROYAL

WHITE / RED



**ACPADDEDJ
YTFLEX
PADDED JERSEY**

DESIGNED FOR PLAYERS TRYING OUT GOALTENDING.
EASY FIT FOR WEARING OVER PLAYER SHOULDER PADS
AND ELBOW PADS.*

SIZES YT OSFA

PADDING ADDED FOAM PADDING IN COMMON IMPACT AREAS.

FIT LOOSE FIT WITH FLEXIBLE FOAM PADDING MAKING IT
EASY TO MOVE FROM SAVE TO SAVE.
*Built for very recreational youth hockey, we recommend upgrading
to the YTFlex 3 chest protector when the level of play increases
and the player makes the shift to becoming a goalie.



NEW
**ABPHNM
CCM PHENOM - YT
CHEST PROTECTOR**

SIZING SPEC
YT S/M: CHEST: 9"
ARM: 12"
YT L/XL: CHEST: 11"
ARM: 14"

SIZES YT S/M, L/XL

- STERNUM & CHEST** **MOLDED PE FOAM**
Keeps the goalie safe from high shots.
- SHOULDER WINGS & CAPS** **SEGMENTED SQUARE DESIGN**
Gives the goalie coverage and mobility.
- BODY & RIBS** **3-PIECE CONSTRUCTION**
Helps the goalie move, while keeping the body protected from all angles.
- BICEP / FOREARM** **FLEXIBLE FOAM**
Built to keep the goalie safe, while also helping to stay mobile.
- ELBOW** **ANATOMICAL ELBOW CUP**
Provides great fit.
- LINER** **COMFORT PADDING**
Soft and plush feel with added padding for more protection.
- STRAPPING & FIT** **EASY FIT SYSTEM**
Shoulder height, arm length and torso adjustments to dial in the perfect fit and adapt as the goalie grows.



NEW
**HPGPHNM
CCM PHENOM - YT
GOALIE PANT**

SIZING SPEC
YT S/M: WAIST: 18"-20"
YT L/XL: WAIST: 20"-22"

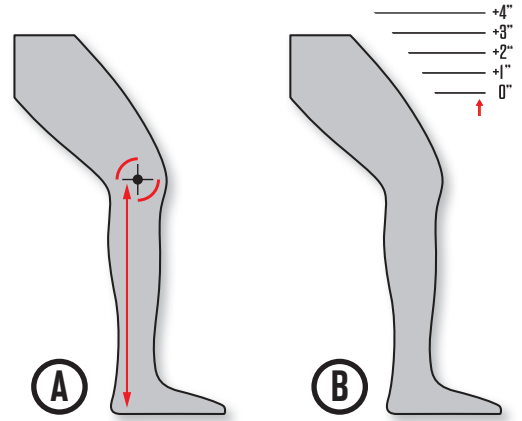
SIZES YT S/M, L/XL

- WAIST** **TAPERED FIT**
Comfortable and stays in place.
- THIGH PROTECTION** **2-PIECE MOLDED FOAM**
Provides the goalie with protection and coverage.
- HIP / GROIN PROTECTION** **SEGMENTED FOAM**
Lightweight and mobile impact protection.
- SPINE** **SEGMENTED FOAM**
Increased comfort and fit.
- MATERIAL** **200D NYLON WITH STRETCH ZONES**
Increases durability and mobility
- COLOR** **BLACK**

GOALIE FIT GUIDE

GOALIE LEG PAD

1. Measure the distance from the floor (bare foot) to the middle of the knee cap, straight up, knee slightly bent.
2. Take the height of the goalie.
3. Look at the chart and try size accordingly.
4. Thigh rise sizing are based off goalie's personal preference.

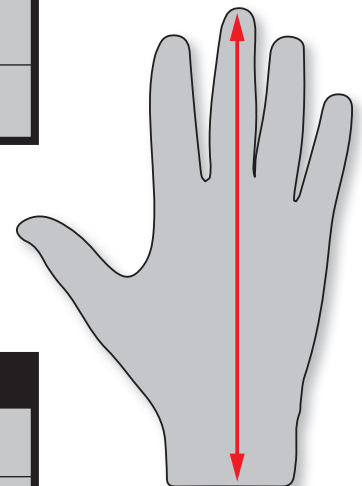


PADS	PAD SIZE - IN																					
	20"	22"	24"	26"	28"	29"	30"	31"	31"	32"	32"	33"	33"	34"	34"	35"	35"	36"	36"	37"	37"	
GOALIE'S HEIGHT (M)	1m17	1m27	1m42	1m47	1m52	1m57	1m63	1m68	1m70	1m73	1m75	1m78	1m80	1m83	1m85	1m88	1m91	1m93	1m96	1m98	2m00	
GOALIE'S HEIGHT (FT)	3'10"	4'2"	4'8"	4'10"	5'0"	5'2"	5'4"	5'6"	5'7"	5'8"	5'9"	5'10"	5'11"	6'0"	6'1"	6'2"	6'3"	6'4"	6'5"	6'6"	6'7"	
FLOOR TO KNEE MEASUREMENT (CM)	33.0 or less	34.3 35.6	38.1 39.4	39.4 40.6	40.6 41.9	41.9 43.2	43.2 44.5	44.5 45.7	45.7 47	47 48.3	48.3 49.5	49.5 50.8	50.8 52.1	52.1 53.3	53.3 54.6	54.6 55.9	55.9 57.2	57.2 58.4	58.4 59.7	59.7 61	61 62.2	
FLOOR TO KNEE MEASUREMENT (IN)	13" or less	13.5" 14"	15" 15.5"	15.5" 16"	16" 16.5"	16.5" 17"	17" 17.5"	17.5" 18"	18" 18.5"	18.5" 19"	19" 19.5"	19.5" 20"	20" 20.5"	20.5" 21"	21" 21.5"	21.5" 22"	22" 22.5"	22.5" 23"	23" 23.5"	23.5" 24"	24" 24.5"	
THIGH RISE MEASUREMENT ABOVE THE KNEE CAP (+IN)	0"								9.5"	9.5"	10"	10"	10.5"	10.5"	11"	11"	11.5"	11.5"	12"	12"	12.5"	12.5"
	+0.5"								10"	10"	10.5"	10.5"	11"	11"	11.5"	11.5"	12"	12"	12.5"	12.5"	13"	13"
	+1.0"								10.5"	10.5"	11"	11"	11.5"	11.5"	12"	12"	12.5"	12.5"	13"	13"	13.5"	13.5"
	+1.5"								11"	11"	11.5"	11.5"	12"	12"	12.5"	12.5"	13"	13"	13.5"	13.5"	14"	14"
	+2.0"								11.5"	11.5"	12"	12"	12.5"	12.5"	13"	13"	13.5"	13.5"	14"	14"	14.5"	14.5"
	+2.5"								12"	12"	12.5"	12.5"	13"	13"	13.5"	13.5"	14"	14"	14.5"	14.5"	15"	15"
	+3.0"								12.5"	12.5"	13"	13"	13.5"	13.5"	14"	14"	14.5"	14.5"	15"	15"	15.5"	15.5"
+3.5"								13"	13"	13.5"	13.5"	14"	14"	14.5"	14.5"	15"	15"	15.5"	15.5"	16"	16"	
+4.0"								13.5"	13.5"	14"	14"	14.5"	14.5"	15"	15"	15.5"	15.5"	16"	16"	16"	16"	

GOALIE GLOVE

Measure the distance from the middle finger tip to the bottom of your palm.

GLOVE	SENIOR	INTERMEDIATE	JUNIOR	YOUTH
HAND SIZE (CM)	18 - 21.5	15 - 18	14 - 16.5	11.5 - 14
HAND SIZE (IN)	7" - 8.5"	6" - 7"	5.5" - 6.5"	4.5" - 5.5"



GOALIE BLOCKER

Measure the distance from the middle finger tip to the bottom of your palm.

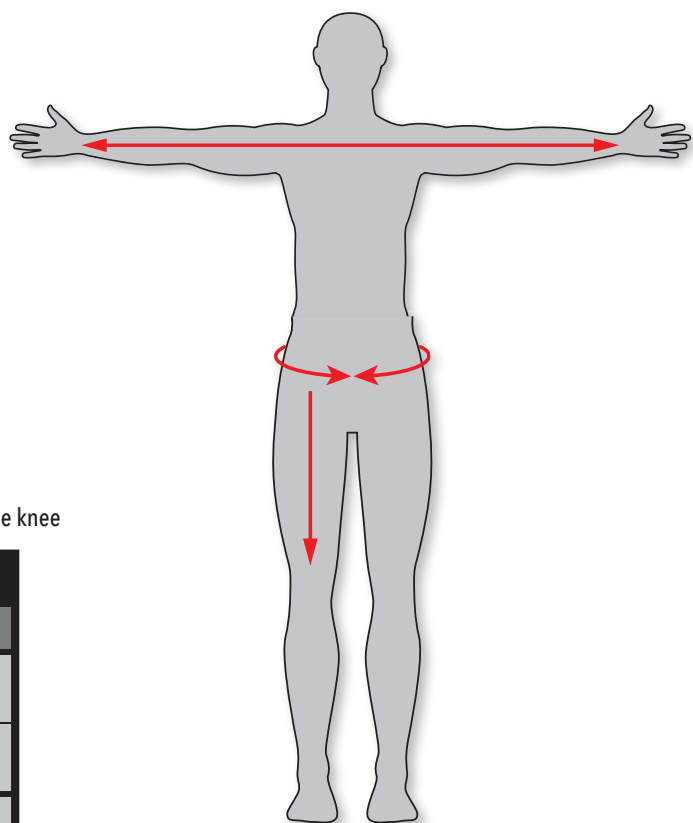
BLOCKER	SENIOR	INTERMEDIATE	JUNIOR	YOUTH
HAND SIZE (CM)	18 - 21.5	15 - 18	14 - 16.5	11.5 - 14
HAND SIZE (IN)	7" - 8.5"	6" - 7"	5.5" - 6.5"	4.5" - 5.5"

GOALIE ARM & BODY

Measure the distance from wrist to wrist.

ARM & BODY	CCM PRO				EFLEX 7						EFLEX 7.9						
	FIT 1 SR	FIT2 SR	FIT3 SR	FIT4 SR	M INT	L INT	S SR	M SR	L SR	XL SR	S INT	M INT	L INT	S SR	M SR	L SR	XL SR
GOALIE'S HEIGHT (CM)	163 173	173 183	183 191	191+	157 163	163 168	168 173	173 180	180 191	191+	147 157	157 163	163 168	168 173	173 180	180 191	191+
GOALIE'S HEIGHT (FT)	5'4" 5'8"	5'8" 6'0"	5'11" 6'3"	6'3"+	5'2" 5'4"	5'4" 5'6"	5'6" 5'8"	5'8" 5'11"	5'11" 6'3"	6'3"+	4'10" 5'2"	5'2" 5'4"	5'4" 5'6"	5'6" 5'8"	5'8" 5'11"	5'11" 6'3"	6'3"+
MIN ARM SPAN (CM)	138 145	138 145	145 157	157 166	122 129	129 135	135 141	141 147	147 156	156 164	114 122	122 129	129 135	135 141	141 147	147 156	156 164
MIN ARM SPAN (IN)	54.5 57	54.5 57	57 62	62 65.5	48 51	51 53	53 55.5	55.5 58	58 61.5	61.5 64.5	45 48	48 51	51 53	53 55.5	55.5 58	58 61.5	61.5 64.5

ARM & BODY	PHENOM - JR		PHENOM - YT	
	S/M JR	L/XL JR	S/M YT	L/XL YT
GOALIE'S HEIGHT (CM)	122 135	135 147	106 116	116 122
GOALIE'S HEIGHT (FT)	4'0" 4'5"	4'5" 4'10"	3'6" 3'10"	3'10" 4'
MIN ARM SPAN (CM)	96 105	105 114	86 91	91 96
MIN ARM SPAN (IN)	38 41.5	41.5 45	34 36	36 38



GOALIE PANT

Measure the waist circumference along with the distance from your waist to the knee

PANTS	CCM PRO				
	FIT 0	FIT 1	FIT 2	FIT 3	FIT 4
WAIST (CM)	76 86	81 91	86 97	91 102	97 107
WAIST (IN)	30" 34"	32" 36"	34" 38"	36" 40"	38" 42"
HIP TO KNEE (CM)	38 40	39 41	40 43	42 44	42 44
HIP TO KNEE (IN)	15" 16"	15.5" 16.5"	16" 17"	16.5" 17.5"	16.5" 17.5"

PANTS	SENIOR				INTERMEDIATE			JUNIOR		YOUTH
	S	M	L	XL	S	M	L	S/M	L/XL	OSFA
WAIST (CM)	71 81	81 92	86 97	97 107	69 74	71 76	74 79	61 69	59 64	51 56
WAIST (IN)	28" 32"	32" 36"	34" 38"	38" 42"	27" 29"	28" 30"	29" 31"	24" 27"	23" 25"	20" 22"
HIP TO KNEE (CM)	38 40	39 41	40 43	42 44	36 38	37 39	38 40	34 36	35 37	34
HIP TO KNEE (IN)	15" 16"	15.5" 16.5"	16" 17"	16.5" 17.5"	14" 15"	14.5" 15.5"	15" 16"	13" 14"	13.5" 14.5"	13"

AXIS XF GOALIE MASK

INTRODUCING THE AXIS XF, OUR MOST INNOVATIVE AND PERFORMANCE-DRIVEN MASK YET. BENEATH THE SLEEK NEW LOOK IS TECHNOLOGY BUILT NOT ONLY TO PROTECT, BUT TO KEEP YOU PLAYING AT YOUR BEST FROM YOUR FIRST SAVE UNTIL YOUR LAST SAVE.



**FEEL COOLER
PLAY SMARTER**

TECH 001



**NEST
TECH** 

AER-TEC TECHNOLOGY FEATURING NEST TECH

THE MOMENT YOU STEP ON THE ICE, YOU GIVE IT YOUR ALL. WE KNOW GOALIES WORK HARDER THAN ANYONE ON THE ICE, AND WITH THAT YOUR HEAD (& BODY) TEMPERATURE INCREASES QUICKLY AND THAT CAN IMPACT THE GAME-SAVING DETAILS YOU STRIVE TO MASTER. WITH GREATER BREATHABILITY AND AIRFLOW, YOU STAY IN THE ZONE WITH CONSISTENT REACTION TIME, FOCUS AND DECISION-MAKING ALL GAME LONG. AND IN A GAME OF MILLIMETERS, EVERY ADVANTAGE MATTERS.



VENTILATION SYSTEM

TECH 002

AER-TEC VENTILATION SYSTEM

STRATEGIC VENT HOLE SHAPE AND PLACEMENT TO MAXIMIZE AIRFLOW AND COMPLEMENT THE NEST-TECH LINER DESIGN.



TECH 003

EXOSHELL COMPOSITE

STRONG, RESILIENT, AND BUILT TO WITHSTAND THE HIGHEST IMPACTS. WITH A CARBON FIBER DESIGN, AND TACTICAL DEFLECTION POINTS, YOU CAN STEP IN FRONT OF EVERY SHOT WITH CONFIDENCE.



TECH 004

SHOCK DAMPENING SYSTEM

INSERTS ADDED BENEATH THE CAGE TO DISSIPATE IMPACT AND PROVIDE GREATER FORCE ABSORPTION.



NEW
AXIS XF
MASK

** AVAILABLE AT SELECT LOCATIONS ONLY **

NOW AVAILABLE IN TOTAL CUSTOM

STARTING WITH A PERSONALIZED HEAD SCAN, CCM CREATES A UNIQUE NEST TECH 3D PRINTED LINER TO GIVE YOU THE ULTIMATE CUSTOM FIT AND PREMIUM COMFORT, MADE TO MEASURE JUST FOR YOU. FROM THERE, DIAL IN YOUR SPECS AND STYLE TO GET THE BEST-LOOKING AND BEST-PERFORMING MASK.



1 SELECT YOUR SHELL COLOR:



2 SELECT YOUR STRAP COLOR:



3 SELECT YOUR CAGE STYLE:



4 SELECT YOUR CAGE COLOR:



5 PERSONALIZE:





WHITE



BLACK



Certified Cat-Eye



GFAXF AXIS XF GOALIE MASK

SIZING SPECS

SMALL:	20 5/8 - 22 1/2 / 52.5 - 57 CM
MEDIUM:	21 3/4 - 23 5/8 / 55.5 - 60 CM
LARGE:	23 - 24 3/4 / 58.5 - 63 CM

HAT SIZE

SMALL:	6 5/8 - 7 1/8
MEDIUM:	7 - 7 1/2
LARGE:	7 3/8 - 7 7/8

TECHNOLOGIES AER-TEC VENTILATION SYSTEM / NEST-TECH / EXOSHELL COMPOSITE

SHELL	EXOSHELL COMPOSITE CARBON FIBER WITH AER-TEC VENTILATION SYSTEM	Built for stiffness and resilience with strategic puck deflection design to protect from high impacts. Optimized vent hole shape and placement for maximum airflow.
LINER	AER-TEC TECHNOLOGY FEATURING NEST-TECH	Designed for an elite level of level of protection with the performance benefits of increased breathability & airflow. Maximum visibility with high impact protection and greater force absorption.
CAGE COMPOSITION	STAINLESS STEEL WITH SHOCK DAMPENING SYSTEM	Maximum visibility with high impact protection and greater force absorption.
CAGE	**STRAIGHT FLAT BAR	Provides maximum visibility. <small>Also available in Non-Certified Cat-Eye* (GFAXFNCCE) Replacement Cage: Certified Cat-Eye</small>
ADJUSTMENT SYSTEM	3-POINT WEBBING STRAP ADJUSTMENT SYSTEM	Backplate fit system that creates even adjustment distribution for better fit & feel.
CHIN CUP	TRIPLE DENSITY FOAM WITH D30®	Impact absorption and comfort.
SWEATBAND	MESH CONSTRUCTION WITH AER-TEC TECHNOLOGY	Maximum comfort and greater breathability.
CERTIFICATIONS	CSA, HECC, CE	
COLORS	WHITE BLACK *BOOKING ONLY	



WHITE



BLACK



Certified Cat-Eye



GFAF9 AXIS F9 GOALIE MASK

SIZING SPECS

X-SMALL:	20 1/4 - 21 5/8 / 51 - 53 CM
SMALL:	20 5/8 - 22 1/2 / 52.5 - 57 CM
MEDIUM:	21 3/4 - 23 5/8 / 55.5 - 60 CM
LARGE:	23 - 24 3/4 / 58.5 - 63 CM

HAT SIZE

X-SMALL:	6 3/8 - 6 5/8
SMALL:	6 5/8 - 7 1/8
MEDIUM:	7 - 7 1/2
LARGE:	7 3/8 - 7 7/8

TECHNOLOGIES D30® / AER-TEC VENTILATION SYSTEM / EXOSHELL FIBERGLASS / I.Q.SHION DRI

SHELL	EXOSHELL FIBERGLASS WITH AER-TEC VENTILATION SYSTEM	Added impact protection in the chin and forehead for additional strength, with strategic puck deflection design. Optimized vent hole shape and placement for maximum airflow.
LINER	AER-TEC TECHNOLOGY FEATURING D30® AND I.Q.SHION DRI	VN liner with I.Q.Shion Dri and D30 for impact protection and comfort, and shaped for added breathability & airflow.
CAGE COMPOSITION	STAINLESS STEEL WITH SHOCK DAMPENING SYSTEM	Maximum visibility with high impact protection and greater force absorption.
CAGE	**STRAIGHT FLAT BAR	Provides maximum visibility. <small>Also available in Non-Certified Cat-Eye* (GFAF9NCCE) Replacement Cage: Certified Cat-Eye</small>
ADJUSTMENT SYSTEM	3-POINT WEBBING STRAP ADJUSTMENT SYSTEM	Backplate fit system that creates even adjustment distribution for better fit & feel.
CHIN CUP	TRIPLE DENSITY FOAM WITH D30®	Impact absorption and comfort.
SWEATBAND	MESH CONSTRUCTION WITH AER-TEC TECHNOLOGY	Maximum comfort and greater breathability.
CERTIFICATIONS	CSA, HECC, CE	
COLORS	WHITE BLACK *BOOKING ONLY	



WHITE



BLACK



JR/YT - EASY STRAPPING SYSTEM

GFAF5 AXIS F5 GOALIE MASK

SIZING SPECS

YT: 19 1/4 - 22 7/8 / 49.5 - 53 CM

JR: 20 7/8 - 22 7/8 / 52.5 - 57 CM

SR: 22 - 23 5/8 / 55.5 - 60 CM

HAT SIZE

YT: 6 1/4 - 6 5/8

JR: 6 5/8 - 7 1/8

SR: 7 - 7 1/2

SHELL	POLYCARBONATE	Shaped for puck deflection in key impact zones. Strategic vent hole shape and placement for improved airflow.
LINER	MULTI-LAYERED VN FOAM	Built for protection, a comfortable fit and great feel all game long.
CAGE COMPOSITION	CARBON STEEL	Impact protection and great visibility.
CAGE	STRAIGHT ROUND BAR	Provides maximum visibility.
ADJUSTMENT SYSTEM	EASY ADJUSTABLE FIT SYSTEM	SR: Multi-point adjustment system for great fit. JR/YT: Kid- & Parent-Friendly system for easy adjustments improved fit, and easier on/off of the mask.
CHIN CUP	ADJUSTABLE FOAM CHIN CUP	Designed for comfort.
SWEATBAND	TERRY CLOTH FABRIC	Comfort design.
CERTIFICATIONS	CSA, HECC, CE	
COLORS	WHITE, BLACK	
GRAPHIC	GFAF5DEC - GRAPHICS WHITE / BLACK WHITE / ROYAL WHITE / RED	YT JR SR



WHITE / BLACK
BOOKING ONLY



WHITE / RED
BOOKING ONLY




WHITE / ROYAL
BOOKING ONLY

** Products carrying a Non-Certified designation do not meet the certification requirements of CSA and HECC. Not for sale in Canada.

CCM'S INDUSTRY-LEADING TEAM OF ENGINEERS, PRODUCT MANAGERS AND DESIGNERS ARE FOCUSED ON DEVELOPING HELMETS THAT ARE SAFE. SCIENTISTS INDICATE THAT BRAIN INJURIES AND CONCUSSIONS ARE MAINLY DUE TO LINEAR AND ROTATIONAL ACCELERATIONS OF THE BRAIN BUT SCIENCE HAS YET TO REACH A CONSENSUS ON THE QUESTION. NO HOCKEY HELMET CAN PREVENT OR ELIMINATE THE RISK OF HEAD INJURY, INCLUDING CONCUSSIONS

AXIS XF SERIES ACCESSORIES



GFMSTNCCEX PRO NON-CERTIFIED CAT-EYE GOALIE CAGE

NON CERTIFIED

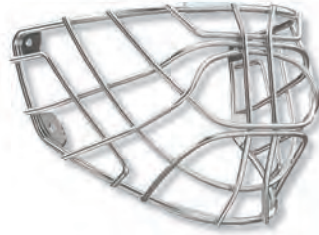
SIZES SR S, M, L

S CAGE FITS	M CAGE FITS	L CAGE FITS
GFAQF - S GFAQF9 - XS, S GFAQF5 JR	GFAQF - M GFAQF9 - M GFAQF5 SR	GFAQF - L GFAQF9 - L

CONSTRUCTION STAINLESS STEEL WITH BUMPER PAINT PROTECTION

CAGE NON-CERTIFIED CAT-EYE - USA / EU ONLY

COLORS WHITE, CHROME



GFMSTCCEX PRO CERTIFIED CAT-EYE GOALIE CAGE

CERTIFIED


SIZES SR S, M, L

S CAGE FITS	M CAGE FITS	L CAGE FITS
GFAQF - S GFAQF9 - XS, S GFAQF5 JR	GFAQF - M GFAQF9 - M GFAQF5 SR	GFAQF - L GFAQF9 - L

CONSTRUCTION STAINLESS STEEL WITH BUMPER PAINT PROTECTION

CAGE CERTIFIED CAT-EYE

COLORS WHITE, CHROME



ACCESSORY KIT

FOR USE WITH AXIS XF, F9 AND F5 SR MASKS

SNAP, STRAPS & ELASTIC BAND

ADJUSTABLE GOALIE MASK SNAP WITH ELASTIC BAND FOR CCM AXIS XF AND AXIS F9.

ACMKITBGEX



BEIGE

ACMKITBLKX



BLACK

ACMKITCCX



ROYAL



RED



WHITE

NEW

ACMKITF5 JR & YT ONLY ADJUSTABLE GOALIE MASK STRAP + CHINSTRAP + HARDWARE

FOR CCM AXIS F5 MASK



BLACK



ACSWBANDX GOALIE SWEATBAND

SIZES OSFA

PACKS 2 UNITS/KIT

FAST-DRYING MESH CONSTRUCTION AND BREATHABLE DESIGN, FITS ALL CCM GOALIE MASK MODELS.



ACCHINCUP CHIN CUP

SIZES SR OSFA

ADJUSTABLE CHIN CUP FOR ALL CCM GOALIE MASK MODELS.



TGCCM GOALIE LEXAN THROAT GUARD

SIZES SR OSFA

PRO DESIGN LEXAN THROAT GUARD IMPROVES FREEDOM OF MOVEMENT. CLEAR MATERIAL WITH ANTI-FOG PROMOTES GREATER VISIBILITY.

AXIS 2020 AND GFL ACCESSORIES




**GFMSTLNCCE
PRO NON-CERTIFIED
CAT-EYE
GOALIE CAGE** **NON CERTIFIED**

SIZES	SR	S, M/L, XL
S CAGE FITS		M/L CAGE FITS
GFAXIS - S		GFAXIS - M, L
GFA1.9 - XS, S		GFA1.9 - M, L
GFA1.5 - JR		GFA1.5 - SR
		XL CAGE FITS
		GFAXIS - XL

CONSTRUCTION **STAINLESS STEEL WITH BUMPER PAINT PROTECTION**

CAGE **NON-CERTIFIED CAT-EYE - USA / EU ONLY**

COLORS **WHITE, CHROME**



**CAGEPRO
PRO CERTIFIED
CAT-EYE
GOALIE CAGE** **CERTIFIED**

SIZES	SR	S, M/L, XL
S CAGE FITS		M/L CAGE FITS
GFAXIS - S		GFAXIS - M, L
GFA1.9 - XS, S		GFA1.9 - M, L
GFA1.5 - JR		GFA1.5 - SR
		XL CAGE FITS
		GFAXIS - XL

CONSTRUCTION **STAINLESS STEEL WITH BUMPER PAINT PROTECTION**

CAGE **CERTIFIED CAT-EYE**

COLORS **WHITE, CHROME**



SNAP & ELASTIC BAND
ADJUSTABLE GOALIE MASK SNAP WITH ELASTIC BAND FOR ALL CCM AXIS (2020) AND GFL MASKS.



STRAPS
ADJUSTABLE GOALIE MASK STRAP FOR AXIS F5, ALL CCM AXIS (2020) AND GFL MASKS.

ACCESSORY KIT **BEIGE - ACMKITBGE**
BLACK - ACMKITBLK

INCLUDES STRAPS AND SNAPS FOR GOALIE MASK



**ACSWBAND
GOALIE SWEATBAND**

SIZES **THICK - OSFA**
PACKS **2 UNITS/KIT**

FAST-DRYING MESH CONSTRUCTION GOALIE MASK SWEATBANDS FOR ALL CCM GOALIE MASK MODELS.



**ACCHINCUP
CHIN CUP**

SIZES **SR OSFA**

ADJUSTABLE CHIN CUP FOR ALL CCM GOALIE MASK MODELS.



**TGCCM
GOALIE LEXAN
THROAT GUARD**

SIZES **SR OSFA**

PRO DESIGN LEXAN THROAT GUARD IMPROVES FREEDOM OF MOVEMENT. CLEAR MATERIAL WITH ANTI-FOG PROMOTES GREATER VISIBILITY.

TACKS XR PRO GOALIE SKATES

TECH 001

CORE TECHNOLOGY

EXPERIENCE THE FUTURE OF SKATING THROUGH THE NEW CORE BOOT.

CLOSE TO FOOT FEEL, ONE-PIECE BOOT POWER TRANSFERS, REACTIVE LIGHTWEIGHT MATERIALS AND AN ERGONOMIC SHAPE COME TOGETHER TO DELIVER THE ULTIMATE PERFORMANCE

THE ALL-NEW GOALIE XR PRO IS A REVOLUTION IN CCM GOALTENDING PERFORMANCE. CRAFTED WITH THE NEW CORE TECHNOLOGY, GENERATING THE ULTIMATE PERFORMANCE FEEL, UNMATCHED LIGHTNESS, AND A SCULPTED NEW DESIGN.

THE NEW CORE TECHNOLOGY MEETS GOALIE FOCUSED ELITE SPECS, THROUGH A GOALIE TAILORED TOECAP, PITCH ANGLE, TONGUE, AND BOOTCUT. THE XR PRO BENEFITS FROM ALL THE CCM SKATE PLAYER INNOVATIONS, WHILE DELIVERING ON KEY, GOALIE ESSENTIAL, ELITE SPECS.

STEP INTO A WORLD WHERE PROTECTION MEETS UNPARALLELED FEEL. A NEW GOALIE-SPECIFIC TOECAP PROVIDES CRUCIAL PROTECTION FROM HIGH-SPEED PUCKS AND IMPACTS. EXPERIENCE A NEW, PERFORMANCE FEEL, THROUGH DIRECT-ICE GOALIE ANKLE PADS, WHOSE SUPER-RESPONSIVE, SLIM DESIGN ALLOWS LIGHTNING-FAST REACTIONS. THE INNOVATIVE ADPT GOALIE COMFORT TONGUE WITH ITS RIBBED CENTRAL CHANNEL OFFERS ULTIMATE FEEL AND COMFORT, WHILE THE FLEXMOTION LACE-BITE DESIGN MAXIMIZES FORWARD FLEXION TAILORED FOR GOALIES.

FEATURING THE PRO PULSE INSOLE, AN ULTRALIGHT FOOTBED ENGINEERED TO ELEVATE YOUR ON-ICE PERFORMANCE. IT DELIVERS EXPLOSIVE POWER, UNMATCHED STABILITY, AND CUSTOM COMFORT, KEEPING YOU FOCUSED ON THE GAME. DOMINATE YOUR CREASE WITH THE NEW CCM GOALIE XR PRO SKATE.

TECH 002

NEW GOALIE ADAPTED TOECAP

NEW GOALIE SPECIFIC TOECAP PROVIDING CRUCIAL PROTECTION FROM HIGH-SPEED PUCKS AND IMPACTS WITHIN THE CREASE, ENHANCING IN GAME CONFIDENCE AND PERFORMANCE. THE TOECAP'S SEAMLESS INTEGRATION TO THE SKATE DELIVERS IMPROVED ENERGY TRANSFERS WITH EVERY MOVEMENT.

TECH 003

ADPT GOALIE COMFORT TONGUE WITH RIBBED CENTER CHANNEL

MOLDED CORE, ADPT MEMORY FOAM AND NEW RIBBED CENTRAL CHANNEL WRAP YOUR FOOT FOR ULTIMATE FEEL AND COMFORT. GOALIE ADAPTED FLEXMOTION LACE-BITE DESIGN MAXIMIZES FORWARD FLEXION, TAILORED TO GOALIE REQUIREMENTS.

TECH 003

GOALIE ADJUSTED PITCH

NEW GOALIE TAILORED PITCH ANGLE, PROVIDING A MORE NATURAL STANCE AND BETTER ATTACKING ANGLE.





**SKGXR
TACKS XR PRO
GOALIE SKATES**

HEAT MOLDABLE

SIZES SR - FULL/HALF INT - FULL/HALF
 7 - 12 REGULAR 4 - 6.5 REGULAR
 7 - 10.5 WIDE 4 - 6.5 WIDE

**SKGXR90
TACKS XR 90
GOALIE SKATES**

HEAT MOLDABLE

SIZES SR - FULL/HALF INT - FULL/HALF JR - FULL/HALF
 7 - 11 REGULAR 4 - 6.5 REGULAR 1 - 3.5 REGULAR
 7 - 10.5 WIDE 4 - 6.5 WIDE

BOOT MATERIAL

CORE TECHNOLOGY

Experience the future of skating through the new CORE BOOT. Close to foot feel, One-Piece boot power transfers, Reactive lightweight materials and an Ergonomic shape come together to deliver the ultimate performance

BOOT MATERIAL

CORE TECHNOLOGY

Experience the future of skating through the new CORE BOOT. Close to foot feel, One-Piece boot power transfers, Reactive lightweight materials and an Ergonomic shape come together to deliver the ultimate performance

TOECAP

GOALIE RESISTANT TOECAP

New goalie specific toecap providing crucial protection from high-speed pucks and impacts within the crease, enhancing in game confidence and performance.

LINER

TOTALDRI PRO

High-performance moisture-wicking material keeps feet dry and skates light, while antimicrobial treatment fights odor and bacteria.

LINER

TOTALDRI PRO

High-performance moisture-wicking material keeps feet dry and skates light, while antimicrobial treatment fights odor and bacteria.

TONGUE

ADPT GOALIE COMFORT TONGUE

Molded core, ADPT Memory foam wrap your foot for ultimate feel and comfort. Goalie adapted FlexMotion lace-bite design maximizes forward flexion tailored to goalie requirements.

TONGUE

ADPT GOALIE COMFORT TONGUE WITH RIBBED CENTER CHANNEL

Molded core, ADPT Memory foam and new ribbed central channel wrap your foot for ultimate feel and comfort. Goalie adapted FlexMotion lace-bite design maximizes forward flexion, tailored to goalie requirements.

FOOTBED

CCM MOLDED

Ultra-lightweight, molded fit, and enhanced comfort.

FOOTBED

CCM PRO PULSE INSOLE

Engineered to enhance your on-ice performance, the new CCM PRO PULSE ultralight insoles deliver explosive power, unmatched stability, and custom comfort.

HOLDER

SPEEDBLADE XSG

CCM goalie quick-release holder with metal pin blade lock system.

HOLDER

SPEEDBLADE XSG WITH KNURLED KNOB

CCM goalie quick-release holder with metal pin blade lock system, and knurled knob for easier grip and quicker runner changes on the fly.

RUNNER

XS1 PRO BLACK STAINLESS GOALIE

Stainless steel providing increased longevity, paired with the new XS1 Pro black coating. Features +3mm thickness and 10F27 blade profile to encourage a forward-leaning goalie stance.

RUNNER

STEP BLACKSTEEL GOALIE

Highest quality standards steel with Diamond-Like Carbon (DLC) coating for superior glide and edge life. Features +3mm thickness and 10F27 blade profile to encourage a forward-leaning goalie stance.



SKGXR70
TACKS XR 70
 GOALIE SKATES

HEAT MOLDABLE

SIZES **SR - FULL/HALF** **INT - FULL/HALF** **JR - FULL/HALF**
 7 - 11 REGULAR 4 - 6.5 REGULAR 1 - 3.5 REGULAR

BOOT MATERIAL

SYNTHETIC COMFORT

Ergonomic fit, in a lightweight, durable boot. Built with CCM'S One-Piece Boot technology, amplifying power transfers and goalie lateral movement explosiveness.

LINER

TOTALDRI PRO

High-performance moisture-wicking material keeps feet dry and skates light, with superior odor protection. The thickness wraps the foot smoothly and is resistant over time.

TONGUE

7MM FELT TONGUE WITH INJECTED LACEBITE

Dual-layer construction with injected lacebite protection.

FOOTBED

CCM DIE-CUT

Lightweight footbed providing support and comfort.

HOLDER

SPEEDBLADE XSG

CCM goalie quick-release holder with metal pin blade lock system.

RUNNER

CCM XS1 GOALIE

Goalie stainless steel runner.



STEP®

DESIGNED FOR **CCM**

STEP BLADES

STEP BLADES ARE MADE WITH PREMIUM GRADE STEEL, HELPING GOALIES BENEFIT FROM A PHENOMENAL GLIDE AND AN OUTSTANDING EDGE QUALITY. STEP BLADES ARE THE MOST TRUSTED IN HOCKEY.

THE COMBINATION OF THE CCM ONE-PIECE BOOT, CCM XSG HOLDER AND STEP BLADES CREATE THE ULTIMATE CONNECTION BETWEEN YOU AND THE ICE. THE 10F27 BLADE PROFILE ENCOURAGES A FORWARD-LEANING STANCE, PUTTING YOU IN THE BEST POSITION TO MAKE ANY SAVE.



3MM WIDTH RSTEPBG3

4MM WIDTH RSTEPBG4

STEP BLACKSTEEL XSG HOLDER
CARBON POLISHED COATING FINISH
PAIR



RSTEPBGF3

STEP BLACKSTEEL 10F27 XSG HOLDER

FORWARD-LEAN PROFILE
CARBON POLISHED COATING FINISH
PAIR



RSTEPGF3

STEP STEEL 10F27 XSG HOLDER

FORWARD-LEAN PROFILE
PAIR

BLADE LENGTH

XSG HOLDER	5	5.5	6	6.5	7	7.5	8	8.5	9	9.5	10	10.5	11	11.5	12	12.5
STEP BLACKSTEEL			250				266				282				298	
STEP STEEL			250				266				282				298	



2026 PRO GOALIE STICK

BUILT FOR GOALIES WHO DEMAND CONTROL, DURABILITY, AND RESPONSIVENESS, THE 2026 PRO COMBINES ADVANCED MATERIALS WITH ELITE-LEVEL ENGINEERING. THE SHAFT FEATURES ALUPLI COMPOSITE, A LAYERED CONSTRUCTION OF ALUMINUM AND CARBON FIBER THAT DELIVERS EXCEPTIONAL STRENGTH WHILE KEEPING WEIGHT LOW. INSIDE THE PADDLE, CARBONRIB TECHNOLOGY REINFORCES THE FOAM CORE WITH STRATEGICALLY PLACED CARBON FIBER STRIPS FOR ADDED IMPACT RESISTANCE. PAIRED WITH THE EVO BLADE, WHICH OFFERS A STIFFER TOE FOR RIM PICKUPS AND A SOFTER HEEL FOR ENHANCED PUCK FEEL, THE 2026 PRO IS DESIGNED TO ELEVATE EVERY SAVE AND SHARPEN EVERY MOVE.

TECH 001

CARBONRIB TECHNOLOGY

STRATEGICALLY FUSED CARBON FIBER STRIPS RUN THROUGH THE CORE OF THE PADDLE, REINFORCING THE INTERNAL STRUCTURE FOR ADDED STRENGTH AND DURABILITY. THIS ADVANCED DESIGN ENHANCES IMPACT RESISTANCE WHILE MAINTAINING A LIGHTWEIGHT FEEL – GIVING GOALIES THE CONFIDENCE TO CONTROL REBOUNDS AND STAND TALL IN THE CREASE.

X-SOFT  STIFF

TECH 002

ALUPLI COMPOSITE

COMBINED LAYERS OF ALUMINUM AND CARBON FIBER CREATE A SHAFT THAT'S BOTH ULTRA-DURABLE AND INCREDIBLY LIGHTWEIGHT. THIS PUSHES THE BOUNDARIES OF IMPACT RESISTANCE ON THE SHAFT WITHOUT SACRIFICING WEIGHT OR PERFORMANCE.

TECH 003

EVO BLADE

ENGINEERED FOR PERFORMANCE, THIS BLADE FEATURES A REINFORCED TOE TO HELP CONTROL PUCKS THAT RIM ALONG THE BOARDS, WHILE THE SOFTER HEEL ENHANCES TOUCH AND PRECISION FOR SMOOTH PASSING AND STICKHANDLING. IT'S BUILT TO GIVE PLAYERS THE EDGE WHERE IT MATTERS MOST.

PRODUCT HAS A HOLOGRAPHIC FINISH,
COLORS MAY VARY FROM THE PICTURE.

NEW
HSG26PC / HSG26PP
2026 PRO
STICKS **NAMEBAR TAG**

HSG26PP - P1 **BOOKING ONLY**

LEFT - SR	24", 25", 26", 27"	LIGHT / DARK	STEEP SHOULDERS
LEFT - INT	23"	LIGHT / DARK	DOUBLE STEEP SHOULDERS

HSG26PC - P4 **DARK = BOOKING ONLY ALL SIZES**

LEFT - SR	24", 25", 26", 27"	LIGHT / DARK	STEEP SHOULDERS
LEFT - INT	23"	LIGHT / DARK	DOUBLE STEEP SHOULDERS
LEFT - JR	21"	LIGHT / DARK	DOUBLE STEEP SHOULDERS
RIGHT - SR	24", 25", 26", 27"	LIGHT / DARK	STEEP SHOULDERS
RIGHT - INT	23"	LIGHT / DARK	DOUBLE STEEP SHOULDERS

PADDLE-BLADE TECHNOLOGY	CARBONRIB TECHNOLOGY	A newly reinforced paddle construction features strategically fused carbon fiber strips, seamlessly integrated within the core to enhance strength, stability, and overall durability.
STICK TECHNOLOGY	ALUPLI COMPOSITE	Elevated shaft design now combining aluminium layers with carbon fibers to push boundaries of impact resistance.
FLEX PROFILE	NEW HIGH FLEX PROFILE	Combining a stiffer paddle and a softer shaft, this flex profile has been developed to enable easier puck stopping along the board and zone clearances when needed.
SHOULDER SHAPE	STEEP SHOULDER (SR) & DOUBLE STEEP SHOULDERS (INT-JR)	New paddle shoulder geometry to improve hand position.
SHAFT GEOMETRY	VARIABLE "V" GEOMETRY WITH SHORTER SHAFT	Unique double geometry on the shaft that ensures total control inside or outside the crease while reducing stick twist.
BLADE	SOFT-STIFF EVO BLADE	Blade construction with a stiffer toe to help collect rims along the boards and a softer heel for greater feel when playing the puck.
MATERIAL	FULL SIGMATEX CONSTRUCTION	




NEW
HSG26C / HSG26P
2026
STICKS **NAMEBAR TAG**

HSG26C - P4

LEFT - SR	24", 25", 26", 27"	LIGHT	STEEP SHOULDERS
LEFT - INT	23"	LIGHT	DOUBLE STEEP SHOULDERS
RIGHT - SR	24", 25", 26"	LIGHT	STEEP SHOULDERS
RIGHT - INT	23"	LIGHT	DOUBLE STEEP SHOULDERS

PADDLE-BLADE TECHNOLOGY	ONE PIECE PADDLE-BLADE	Completely redesigned paddle geometry now built in a single mold with the blade, providing better material distribution and increased durability.
STICK TECHNOLOGY	PURE CARBON TECHNOLOGY	Carbon technology helping create a stick that's both light and strong.
FLEX PROFILE	NEW HIGH FLEX PROFILE	Combining a stiffer paddle and a softer shaft, this new flex profile has been developed to enable easier puck stopping along the board and zone clearances when needed.
SHOULDER SHAPE	STEEP SHOULDER (SR) & DOUBLE STEEP SHOULDERS (INT)	Improves hand position and reduces weight.
SHAFT GEOMETRY	VARIABLE "V" GEOMETRY WITH SHORTER SHAFT	Unique double geometry on the shaft that ensures total control inside or outside the crease while reducing stick twist.
MATERIAL	PURE CARBON SHAFT AND PADDLE WITH SIGMATEX BLADE	




NEW

**HSG2670
2026 70
STICKS**

HSG2670 - P4

LEFT - SR	24", 25", 26"	LIGHT	SQUARE SHOULDERS
RIGHT - SR	24", 25", 26"	LIGHT	SQUARE SHOULDERS

PADDLE TECHNOLOGY	REVAMPED PADDLE CONSTRUCTION	Redesigned and improved paddle construction based on previous strength with significant durability and feel improvements.
FLEX PROFILE	NEW HIGH FLEX PROFILE	Combining a stiffer paddle and a softer shaft, this new flex profile has been developed to enable easier puck stopping along the board and zone clearances when needed.
SHAFT GEOMETRY	SQUARE SHAPE GEOMETRY	Traditional square-shaped shaft for control while making saves and handling the puck.
MATERIAL	UD CARBON & FIBERGLASS ON SHAFT AND BLADE	



NEW

**HSGPHNM26
JR - PHENOM
STICKS**

HSGPHNM26 - P4

LEFT - JR	21", 23"	LIGHT	SQUARE SHOULDERS
RIGHT - JR	21", 23"	LIGHT	SQUARE SHOULDERS

PADDLE TECHNOLOGY	JUNIOR PADDLE CONSTRUCTION	Paddle construction designed for young goalies looking for a durable and lightweight stick.
FLEX PROFILE	NEW HIGH FLEX PROFILE	Combining a stiffer paddle and a softer shaft, this new flex profile has been developed to enable easier puck stopping along the board and zone clearances when needed.
SHAFT GEOMETRY	SQUARE SHAPE GEOMETRY	Traditional square-shaped shaft for control while making saves and handling the puck.
MATERIAL	UD CARBON & FIBERGLASS ON SHAFT AND BLADE	



NEW

**HSGPHNM26
YT - PHENOM
STICKS**

HSGPHNM26 - P4

LEFT - YT	18", 20"	LIGHT	SQUARE SHOULDERS
RIGHT - YT	18", 20"	LIGHT	SQUARE SHOULDERS

SHAFT AND PADDLE GEOMETRY	ADAPTED YOUTH SHAFT AND PADDLE	Durable yet lightweight, the shaft and paddle are designed to help smaller hands grip their stick the right way so that they can better hold onto it when making their first saves.
BLADE GEOMETRY	ADAPTED YOUTH BLADE	Designed with the next generation of goalies in mind, the adapted blade allows the stick to lie correctly on the ice to ease kids' stability and help them stop more pucks.



GOALIE CURVE CHART









P1 (142-3)

P4 (182-2)

POSITION	HEEL	BENEFITS	FOR GOALIES WHO LIKE TO CLEAR THE ZONE IN THE AIR AND/OR OFF THE GLASS
SIZE	MEDIUM		
OPENESS	VERY OPENED		

POSITION	HEEL	BENEFITS	DEEP CURVE TO HELP MOVE THE PUCK UP QUICKLY
SIZE	BIG		
OPENESS	SLIGHTLY OPENED		

GOALIE STICK REVIEW	TACKS PRO	TACKS	TACKS 70	PHENOM
LENGTH	SR: 27, 26, 25, 24 INT: 23 JR: 21	SR: 27, 26, 25, 24 INT: 23 JR: 21	SR: 26, 25, 24	JR: 23, 21 YT: 20, 18
CURVE / SIDE	L: P4 R: P4	L: P4 R: P4	L: P4 R: P4	L: P4 R: P4
SHAFT SHAPE	V-SHAPE	V-SHAPE	V-SHAPE	V-SHAPE
SHOULDER SHAPE	SR: STEEP INT: DOUBLE STEEP JR: DOUBLE STEEP	SR: STEEP INT: DOUBLE STEEP	SR: REGULAR	JR: REGULAR YT: REGULAR
STOCK COLOUR(S)	 BOOKING ONLY			
BOOKING COLOUR(S)			---	---
CUSTOM AVAILABILITY	YES	---	---	---

CUSTOMIZER

PLEASE VISIT FOR MORE INFORMATION: CCMHOCKEY.COM/EN/PRODUCT/GOALIE/CUSTOMIZER
PLEASE ASK YOUR REP TO BOOK CUSTOM STICKS (BOOKING CUSTOMIZER)

COMPOSITE - TACKS PRO

- 1 Handle
- 2 Shoulder
- 3 Paddle
- 4 CCM logo
- 5 Tacks logo

COLOR OFFERING:

- White
- Orange
- Maroon
- Teal
- Red
- Light Blue
- Phoenix Red
- seethrough(only available for ccm and tacks logo)
- Royal
- Forest Green
- Black
- Silver
- Sport Gold
- Navy
- Purple
- Kelly Green
- Gold



EFLEX 7 CHEST PROTECTOR

MAXIMIZE YOUR DOMINANCE IN FRONT OF THE NET WITH THE NEW EFLEX 7 CHEST PROTECTOR, FEATURING AMPLIFIED NET COVERAGE, PRO-LEVEL IMPACT PROTECTION AND AN ENHANCED FIT PROFILE. TARGETED UPGRADES, INCLUDING INCREASED FLOATER WIDTH WITH A DYNAMIC SHOULDER CONTOUR AND THE NEW ADPTFIT ELBOW DESIGN. COMBINED WITH THE PERFORMANCE BENEFITS OF AER-TEC THERMOREGULATION, YOU'LL MOVE FASTER AND REACT QUICKER.



TECH 001

AER-TEC SUSPENSION & VENTILATION SYSTEM

INNOVATIVE BACK PLATE DESIGN THAT IS BUILT TO CREATE AIR CHANNELS AND INCREASE THE AIR FLOW ALONG YOUR BACK - HELPING TO REGULATE YOUR BODY TEMPERATURE AND ENHANCE YOUR PUCK-STOPPING PROWESS.

TECH 002

MAX FLEX FIT WITH COVERAGE

NEW FLOATER PROFILE INCREASES COVERAGE AND WITH AN ENHANCED CONTOURED FIT AT THE SHOULDERS FOR GREATER RANGE OF MOTION. THE RE-DESIGNED ELBOW SLEEVE AND CAP SLIDES ON WITH COMFORTABLE EASE, WHILE STAYING FLEXIBLE AND SECURE FOR YOU TO REACT WITH SPEED.

TECH 003



D30® SMART MATERIAL

STRATEGIC INTEGRATION INTO THE STERNUM AND CLAVICLE FOR THE BEST PROTECTION IN THE MOST VULNERABLE AREAS.





**ABEFX7XP
EFLEX 7
CHEST PROTECTOR**



SIZES SR S, M, L, XL
INT M, L

**ABE7.9
EFLEX 7.9
CHEST PROTECTOR**



SIZES SR S, M, L, XL
INT S, M, L

TECHNOLOGIES	MAX FLEX FIT AER-TEC SUSPENSION SYSTEM AER-TEC VENTILATION SYSTEM	ADPTFIT D30®	TECHNOLOGIES	MAX FLEX FIT AER-TEC VENTILATION SYSTEM ADPTFIT
FIT	MAX FLEX FIT WITH COVERAGE Square coverage up top that tapers in for a mobile fit.		FIT	MAX FLEX FIT WITH COVERAGE Square coverage up top that tapers in for a mobile fit.
BACK / SPINE	AER-TEC SUSPENSION SYSTEM* Optimal airflow and breathability for improved performance. *SR Only		BACK / SPINE	AER-TEC VENTILATION SYSTEM Mobile design with added breathability.
LINER	AER-TEC VENTILATION SYSTEM Perforated foams and abrasion-resistant mesh design for greater breathability.		LINER	MAX COMFORT LINER Segmented liner with plush padding for added absorption and a flexible and comfortable fit.
STERNUM & CLAVICLE	MOLDED HD FOAM WITH D30® Maximum impact protection.		STERNUM & CLAVICLE	MOLDED HD FOAM Great impact protection.
SHOULDER FLOATERS	NET COVERAGE DESIGN WITH ADJUSTABLE WRAP Increases net presence while sitting balanced on the body.		SHOULDER FLOATERS	NET COVERAGE DESIGN WITH ADJUSTABLE WRAP Increases net presence while sitting balanced on the body.
ELBOW	ADPTFIT ADJUSTABLE ELBOW WITH COMFORT CAP Comfort sleeve design with multiple fit adjustments.		ELBOW	ADPTFIT ADJUSTABLE ELBOW WITH COMFORT CAP Comfort sleeve design with multiple fit adjustments.
RIBS	MULTI-SEGMENTED HD/LD VENTILATED ZOTE FOAM Extended impact protection & coverage with added breathability.		RIBS	MULTI-SEGMENTED HD/LD VENTILATED FOAM Extended impact protection & coverage with added breathability.
CHEST	MULTI-SEGMENTED HD VENTILATED ZOTE FOAM Maximum protection that is shaped to move with the body.		CHEST	MULTI-SEGMENTED HD/LD FOAM Optimized protection that is shaped to move with the body.
BICEP/ FOREARM	COMPRESSION-MOLDED HD ZOTE FOAM Maximum protection and mobility.		BICEP/ FOREARM	COMPRESSION-MOLDED HD FOAM Superior protection and mobility.
SHOULDER CAP	COMPRESSION-MOLDED HD FOAM WITH FLEX POINT Optimized coverage with increased range of motion.		SHOULDER CAP	COMPRESSION-MOLDED HD FOAM WITH FLEX POINT Optimized coverage with increased range of motion.
BOOKING COLOR	ABEFX7CC: BLACK (SR ONLY)		SIZING SPEC	SEE PAGE 146 & 147 FOR THE GOALIE SIZING CHART
SIZING SPEC	SEE PAGE 146 & 147 FOR THE GOALIE SIZING CHART			

PRO SPEC CHEST PROTECTOR

THE NHL'S #1 CHEST PROTECTOR DESIGN IS NOW AVAILABLE FOR EVERY ASPIRING PRO! YOU STRIVE TO GET BETTER EVERYTIME YOU HIT THE ICE AND CHALLENGE THE BEST OF THEM TO TRY TO GET ONE PAST YOU. THE SHOTS GET HARDER, FASTER, HEAVIER? NO PROBLEM, YOU'RE READY. BUILT TO PROTECT FROM SHOTS FROM THE BEST OF THEM, THE CCM PRO SPEC IS DESIGNED FOR YOU TO FEARLESSLY STEP IN FRONT OF WHATEVER ANY PLAYER FIRES AT YOU.



TECH 001

MAXIMUM PROTECTION

FEATURING MOLDED HD FOAMS THROUGHOUT WITH TARGETED PROTECTION ENHANCEMENTS IN THE BICEPS, FOREARMS, RIBS AND BELLY AREA, ALONG WITH D30® ADDED TO THE VULNERABLE AREA AROUND THE STERNUM.

TECH 002

MOVE WITH EASE

NO MATTER HOW PROTECTED YOU ARE, SAVE MECHANICS AND MOBILITY IS INTEGRAL WITH STRATEGIC SEGMENTATION AND A MOBILE FIT PROFILE, YOU'LL MAINTAIN AGILITY FROM ONE SAVE TO THE NEXT.

TECH 003

NHL FIT REGULATIONS

TO PLAY LIKE A PRO, YOU HAVE TO PLAY BY THEIR RULES. BUILT ACCORDING TO NHL REGULATIONS - INCLUDING OPTIMIZED TAPERING OF THE SHOULDER CAP, FLOATER AND BICEPS. YOU GET THE SAME ELITE-PROTECTION AND PERFORMANCE-INSPIRED DESIGN THAT GOALIES HAVE ADAPTED TO FOR EVEN GREATER SPEED, MOVEMENT AND OVERALL OWNERSHIP OF THE CREESE.



ABPROSPEC PRO SPEC CHEST PROTECTOR

SIZES SR FIT 1, FIT 2, FIT 3, FIT 4

FIT	PRO SPEC Ultimate protection built according to NHL regulations.	ELBOW	INDEPENDENTLY ADJUSTABLE ELBOW WITH COMFORT FIT CAP Personalized fit and great mobility.
BACK/ SPINE	AER-TEC VENTILATION SYSTEM Optimal airflow and breathability for improved performance. Also includes Fight Strap.	RIBS	MULTI-SEGMENTED HD FOAM WITH COMFORT PADDING Maximum impact protection with extended coverage.
AIR FLOW	BREATHABLE FOAMS & LINER Perforated foams and liner for improved breathability.	CHEST	MULTI-SEGMENTED MAX THICKNESS HD/LD FOAM Maximum protection with a mobile fit.
STERNUM & CLAVICLE	MOLDED HD FOAM WITH D30® Maximum impact protection.	BICEP/ FOREARM	COMPRESSION-MOLDED HD ZOTE FOAM WITH ADDED PADDING Elite protection from high impacts.
SHOULDER WINGS	TAPERED SEGMENTED DESIGN WITH HD FOAM Excellent range of motion with added protection.	SHOULDER CAP	DUAL-LAYER SEGMENTED DESIGN Excellent Range of Motion with added protection.
		SIZING SPEC	SEE PAGE 146 & 147 FOR THE GOALIE SIZING CHART



BUILT WITH PRO GOALIES IN MIND, THE PRO SPEC GOALIE PANT IS DESIGNED TO OFFER THE COVERAGE, PROTECTION AND MOBILITY NEEDED TO PLAY AT YOUR BEST. FEATURING OUR NHL-LEVEL BUILD, NEW CUT-RESISTANT COVERAGE AND THE PERFORMANCE BENEFITS OF AER-TEC, YOU CAN BLOCK, REACT AND FEARLESSLY FACE ANY SHOT COMING YOUR WAY.

TECH 001

NHL CONSTRUCTION

FEATURING MOLDED PE & HD FOAMS WITH TARGETED PROTECTION ENHANCEMENTS IN ALL IMPACT AREAS. ROUNDED LEG DESIGN MAXIMIZES MOBILITY WHILE FOLLOWING NHL FIT REGULATIONS.

TECH 002

MOVE WITH EASE

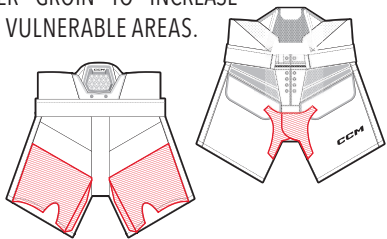
NEW DOUBLE-FLAP DESIGN MAINTAINS OVERLAPPING COVERAGE AS YOU MOVE THROUGH MULTIPLE STANCES AND SAVE SEQUENCES. THE SEGMENTED WAIST + SPINE DESIGN PROVIDES A MOBILE FIT WHILE ACCOMMODATING TUCK & UNTUCKED PREFERENCES. ELASTIC STRETCH PANELS ENSURE YOUR FLEXIBILITY IS ON FULL DISPLAY WHEN YOU NEED IT MOST.

TECH 003

CUT-RESISTANT PROTECTION

NEW A6 CUT-RESISTANT MATERIAL IS INTEGRATED ALONG THE BACK OF THE LEG AND INNER GROIN TO INCREASE PROTECTION IN VULNERABLE AREAS.

ANSI LEVEL 6



PRO SPEC GOALIE PANTS



NEW HPG26A PRO SPEC GOALIE PANT



SIZES	SR	FIT	WAIST
	SR	FIT 4	WAIST: 38" - 42"
	SR	FIT 3	WAIST: 36" - 40"
	SR	FIT 2	WAIST: 34" - 38"
	SR	FIT 1	WAIST: 32" - 36"
	SR	FIT 0	WAIST: 30" - 34"



SIZES	SR	FIT 0, FIT 1, FIT 2, FIT 3, FIT 4	\$
FIT	NHL PRO SPEC FIT	Built for maximum protection while maintaining full mobility. Open fit along the waist that easily adapts for goalies who prefer to tuck. *NHL-regulated thigh guard contour.	WAIST
			OPEN WAIST WITH MULTIPLE FLEX POINTS FOR IMPROVED FIT AND MOBILE PROTECTION. MOLDED FOAM AND PE FOR ADDED IMPACT STRENGTH. *NON-NHL SPEC REMOVABLE INNER BELT ALSO INCLUDED
LENGTH EXTENSION	HIDDEN ZIPPER WITH 1" LENGTH EXTENDER		THIGH PROTECTION
			MULTI-LAYERED MOLDED FOAM AND PE FOR MAXIMUM IMPACT PROTECTION.
HIP / GROIN PROTECTION	SEGMENTED DOUBLE-FLAP DESIGN	Overlapping coverage for maximum protection with added flexibility.	SHELL
			420D HIGH-ABRASION NYLON WITH ADDED BREATHABILITY AND STRETCH ZONES.
SPINE	AER-TEC VENTILATION SYSTEM WITH FLEX FIT	Maximized airflow to promote sweat evaporation for improved performance. Segmented integration into the pant for improved fit and feel.	CUT RESISTANCE
			A6 CUT-RESISTANT SHELL ALONG THE BACK OF THE LEG AND INNER GROIN AREA FOR MAXIMUM SKATE-CUT PROTECTION.
LINER	AER-TEC VENTILATION SYSTEM	Perforated liner with airflow channels for maximum breathability.	SIZING SPEC
			SEE PAGE 146 & 147 FOR THE GOALIE SIZING CHART

XF GOALIE PANTS

MOVE FASTER AND REACT QUICKER FROM PUCK DROP TO THE FINAL BUZZER. THE CCM XF GOALIE PANT BRINGS YOU ULTIMATE MOBILITY AND PROTECTION, BUT NOW WITH THE PERFORMANCE BENEFIT OF KEEPING YOUR BODY TEMPERATURE MORE REGULATED THAN EVER BEFORE. YOU SWEAT HARD FOR EVERY SAVE YOU MAKE, DON'T LET IT SLOW YOU DOWN - LET IT FUEL YOU.



FEEL COOLER PLAY SMARTER

TECH 001



AER-TEC VENTILATION SYSTEM

INNOVATIVE SPINE AND LINER DESIGN THAT IS BUILT TO INCREASE THE AIRFLOW THROUGH THE PANTS AND ALONG YOUR LOWER BACK - HELPING TO REGULATE YOUR BODY TEMPERATURE AND ENHANCE YOUR PUCK-STOPPING PROWESS.

TECH 002

MAX FLEX FIT

BUILT TO MOVE WITH MAXIMUM SEGMENTATION THROUGHOUT. COMBINE THE RELAXED AND FLEXIBLE OUTER FIT WITH THE ADJUSTABLE FIT+ INNER BELT SYSTEM, YOU CAN DIAL IN YOUR FIT AND MOVE WITH EASE.

TECH 003

D30® D30® SMART MATERIAL

STRATEGIC INTEGRATION INTO GROIN AREA FOR THE BEST PROTECTION FROM REPEATED HIGH IMPACT SAVES.



HPGXF
CCM XF
GOALIE PANT

SIZES SR S, M, L, XL



HPGF9
CCM F9
GOALIE PANT

SIZES SR S, M, L, XL
INT S, M, L



HPGF5
CCM F5
GOALIE PANT

SIZES JR S, M, L

FIT	MAX FLEX FIT Built for maximum mobility while maintaining coverage. Adapts easily for goalies that prefer to tuck.	FIT	MAX FLEX FIT Built for maximum mobility while maintaining coverage. Adapts easily for goalies that prefer to tuck.	FIT	MAX FLEX FIT Built for maximum mobility while maintaining coverage. Easy to adapt the fit.
LENGTH EXTENSION	HIDDEN ZIPPER WITH 1" LENGTH EXTENDER	LENGTH EXTENSION	SR: N/A INT: HIDDEN ZIPPER WITH 1" LENGTH EXTENDER	LENGTH EXTENSION	HIDDEN ZIPPER WITH 1" LENGTH EXTENDER
BELT	FIT+ INNER BELT SYSTEM Improved fit and feel that can be adapted for comfort, mobility, and tuck preferences.	BELT	FIT+ INNER BELT SYSTEM Improved fit and feel that can be adapted for comfort, mobility, and tuck preferences.	BELT	FIT+ INNER BELT SYSTEM Very adjustable personalized fit system.
HIP / GROIN PROTECTION	FLEXMOTION DESIGN WITH SEGMENTED D30® FOAM Maximum mobile protection for dynamic movements from save to save.	HIP / GROIN PROTECTION	FLEXMOTION DESIGN WITH SEGMENTED HD FOAM Mobile protection for dynamic movements from save to save.	HIP / GROIN PROTECTION	FLEXMOTION DESIGN WITH SEGMENTED PE FOAM Move with ease and protection from save to save.
SPINE	AER-TEC VENTILATION SYSTEM WITH MOLDED HD FOAM Maximized airflow to promote sweat evaporation for improved performance.	SPINE	MOLDED HD FOAM AND SEGMENTED CONSTRUCTION Great protection with a mobile design for improved fit and movement.	SPINE	PE FOAM WITH SEGMENTED DESIGN Mobile design for improved fit and movement.
LINER	AER-TEC VENTILATION SYSTEM Perforated liner with airflow channels for maximum breathability.	LINER	BREATHABLE SEGMENTED LINER Multi-layered liner for great breathability and comfort.	LINER	COMFORT LINER Padded liner for great fit and comfort.
WAIST	CONTOURED FIT WITH MOLDED HD/LD FOAM	WAIST	CONTOURED FIT WITH MOLDED PE FOAM	WAIST	CONTOURED FIT WITH MOLDED PE FOAM
THIGH PROTECTION	ADJUSTABLE INNER AND OUTER THIGH PROTECTION	THIGH PROTECTION	ADJUSTABLE INNER AND OUTER THIGH PROTECTION	THIGH PROTECTION	MOLDED PE
MATERIAL	420D HIGH-ABRASION NYLON ADDED BREATHABILITY AND STRETCH ZONES	MATERIAL	400D NYLON WITH STRETCH ZONES	MATERIAL	400D NYLON WITH STRETCH ZONES
SIZING SPEC	SEE PAGE 146 & 147 FOR THE GOALIE SIZING CHART	SIZING SPEC	SEE PAGE 146 & 147 FOR THE GOALIE SIZING CHART	SIZING SPEC	SEE PAGE 146 & 147 FOR THE GOALIE SIZING CHART

COLORS



BLACK NAVY RED

COLORS



BLACK NAVY

COLORS



BLACK NAVY (JR ONLY)



**BG580W40
WHEELED
GOALIE BAG**

SIZES 40" L X 20" H X 20" W

FEATURES

- 3x heavy duty all terrain wheels
- Zipper YKK main opening
- Removable skates/ helmet dividers
- Goalie stick sleeve (fits 2)
- Bungee cords to hold goalie pads on top of bag
- Fast pocket for personal items
- Outside "wet" side pocket with mesh ventilation
- Inside accessories pocket
- Blade pocket
- ID pocket

LOGO Reflective

CONTENT Tarpaulin 70% PVC + 30% Polyester
High density 600D 100% Polyester
with PVC coating

COLOR Black (12)



**BGPRO42
PRO CARRY GOALIE BAG**

SIZES 42" L X 23" H X 23" W
(VOLUME: 16,800 INCH³)

FEATURES

- Reinforced webbed side and end carry handles
- Internal zippered mesh accessory pocket
- Player ID pocket

CONTENT Tarpaulin 70% PVC + 30% Polyester
High density 600D 100% Polyester
with PVC coating

COLOR Black/White
Navy/White
Black/Red



**TCGPRO
BNQ SHIRT STYLE
THROAT COLLAR**

SIZES SR L/XL - 34CM - 43CM
JR S/M - 26CM - 35CM

FEATURES

- Mesh shirt made with ballistic nylon for maximum durability and abrasion resistance
- Soft, comfortable neck coverage
- Maximum sternum and clavicle protection
- CE and BNQ certified



**TCG900
BNQ
THROAT COLLAR**

SIZES SR M/L/XL - 30CM - 43CM
JR S/M - 26CM - 35CM

FEATURES

- Articulating protection
- Soft, comfortable neck coverage
- CE and BNQ certified



**KPBELT
GOALIE KNEE
PROTECTOR
WAISTBAND**

SIZES SR WAIST: 32" - 42"
INT WAIST: 28" - 32"
JR WAIST: 22" - 28"

FEATURES

- 2.5 heavy-duty stretch with adjustable waistband
- Extra durable 1.25" thigh straps with adjustable buckles



NEW
GJPRO26
CCM PRO GOALIE PELVIC PROTECTOR

SIZES SR 30"- 38"

PELVIC PROTECTION	MOLDED DOUBLE CUP WITH D30® Maximum impact protection.
HIP & ABDOMEN PROTECTION	HD MOLDED FOAMS Maximum protection across the groin and hip area.
MOBILITY	FLEXMOTION Hinge design for dynamic movement while maintaining full coverage.
LINER	PERFORATED MESH AND COMFORT PADDING Added breathability with premium comfort.
ADJUSTMENTS	ELASTIC WAIST BAND WITH DUAL-SIDED ADJUSTABILITY FOR A MORE SECURE FIT. Adjustable elastic strap around the thigh.



NEW
GJCCM26
CCM GOALIE PELVIC PROTECTOR

SIZES SR 30"- 38"
 INT 26"- 30"

PELVIC PROTECTION	MOLDED SINGLE CUP High impact protection.
HIP & ABDOMEN PROTECTION	MULTI-DENSITY MOLDED FOAMS Strong protection across the groin and hip area.
MOBILITY	FLEXMOTION Hinge design dynamic movement while maintaining full coverage.
LINER	PERFORATED MESH AND COMFORT PADDING Added breathability with premium comfort.
ADJUSTMENTS	ELASTIC WAIST BAND WITH EASY ADJUSTMENT FOR A MORE SECURE FIT. Adjustable elastic strap around the thigh.



NEW
GJPHNM
CCM PHENOM GOALIE PELVIC PROTECTOR

SIZES JR 22"- 26"

PELVIC PROTECTION	MOLDED SINGLE CUP High impact protection.
HIP & ABDOMEN PROTECTION	MULTI-DENSITY MOLDED FOAMS Strong protection across the groin and hip area.
MOBILITY	FLEXMOTION Hinge design for easy movements and improved coverage.
LINER	PERFORATED MESH AND COMFORT PADDING Added breathability with premium comfort.
ADJUSTMENTS	EASY TO ADJUST WAIST BAND FOR IMPROVED FIT. Adjustable elastic strap around the thigh.



GJILLPRO
CCM WOMEN'S GOALIE PELVIC PROTECTOR

SIZES WOMEN 28"- 34"
 GIRL 22"- 26"

PELVIC PROTECTION	MOLDED INSERT High impact protection.
HIP & ABDOMEN PROTECTION	HD FOAMS Strong protection across the groin and hip area.
MOBILITY	ERGONOMIC SHAPE & FIT Great range of motion while maintaining coverage.
LINER	COMFORT PADDING Soft and comfortable feel.
ADJUSTMENTS	ADJUSTABLE WAIST BAND FOR IMPROVED FIT. Adjustable elastic strap around the thigh.



KPPRO
CCM PRO
KNEE PADS

SIZES SR



KPXF
CCM XF
KNEE PADS

SIZES SR
INT

FIT **MAX COVERAGE & MOBILITY**
Modernized Pro design for full range of motion with expansive wrap around the thigh and knee.

FIT **ASYMMETRICAL FIT WITH COVERAGE & MOBILITY**
Inspired by Goalie biomechanics to fit as an extension of the knee and its movements.

MOBILITY **INDEPENDENT THIGH AND KNEE DESIGN**
Allows for dynamic movement while maintaining coverage.

MOBILITY **INDEPENDENT THIGH AND KNEE DESIGN**
Allows for dynamic movement while maintaining coverage.

PROTECTION **INJECTION MOLDED WITH D30®**
Extended thigh protection flap.

PROTECTION **MOLDED HD FOAMS**
Extended thigh and knee design.

KNEE **DONUT-DESIGN FOR ANATOMICAL FIT**
Grip comfort padding for greater stability.

KNEE **ANATOMICAL KNEE CUP DESIGN**
Asymmetrical inner and outer knee wrap for optimized movements.

LINER **PERFORATED MESH AND FOAMS**
Added breathability.

LINER **MOISTURE-WICKING LINER**
Improved sweat management.

ADJUSTMENTS **3 ADJUSTMENT POINTS TO KEEP IT IN PLACE.**
Fits with KPBELT

ADJUSTMENTS **3 ADJUSTMENT POINTS TO KEEP IT IN PLACE**
Fits with KPBELT



KPF5
CCM F5
KNEE PADS

SIZES SR
INT



NEW
KPPHNM
CCM PHENOM
KNEE PADS

SIZES JR
YT

FIT

FLEXIBLE & SLIM PROFILE

Comfortable & mobile wrap around the knee for a lightweight and easy to flex fit.

FIT

MOBILE COVERAGE

Flexible feel that is shaped for protection and coverage around and above the knee.

MOBILITY

STRATEGIC FLEX POINTS

Follows the movements of the knee.

MOBILITY

MULTI-PART DESIGN

Independent thigh guard for a more secure fit and flexible feel.

PROTECTION

MULTI-LAYERED FOAMS & PE

PROTECTION

MULTI-LAYERED FOAMS & PE

KNEE

CONTOURED SHAPE

Wrap around the knee with comfort padding.

KNEE

DONUT-DESIGN

Comfort padding with knee zone for a more secure fit.

LINER

COMFORT LINER

Comfortable wrap and landing.

LINER

COMFORT LINER WITH TACTILE FINISH

Comfortable wrap and landing with a more secure fit.

ADJUSTMENTS

2 ADJUSTMENT POINTS FOR A SECURE FIT.

ADJUSTMENTS

3 ADJUSTMENT POINTS FOR A SECURE AND PERSONALIZED FIT.

GOALIE ARCHITECTURE



**GP2026PRO
2026 PRO
GOALIE PADS**



**GP2026
2026
GOALIE PADS**

KEY FEATURES	CROSS GLIDE TECHNOLOGY + SPEED CHANNEL Incredibly fast sliding material with strategically shaped landing area to maximize speed & balance.	KEY FEATURES	CROSS GLIDE TECHNOLOGY WITH DR5+ Incredibly fast sliding material for quick & efficient movements.	KEY FEATURES	FAST SLIDING INNER EDGE Great seal, balance and quick movements across the crease.	KEY FEATURES	MULTI-LAYER HEXA KNEE STACK Added comfort and mobility with great seal and balance.
	FZN 150-V CORE + INFINITE POWER REBOUND Lightweight core shaped & built for functional stiffness and predictable, powerful rebounds.		FZN 150-V CORE Lightweight core built for full butterfly coverage and greater rebound control.		LITCORE Incredibly lightweight and shaped to deflect pucks out with ease.		LITCORE Lightweight feel and shaped for 5-hole coverage and deflecting pucks out.
	ADPTFIT 360 Secure and comfortable strapping with two adjustment zones for personalized performance.		ADPTFIT Secure and comfortable strapping with inner and outer straps for improved fit & performance.		GPE7.5 EFLEX 6.5 GOALIE PADS		GPPHNM PHENOM-JR GOALIE PADS
KEY FEATURES	CROSS GLIDE TECHNOLOGY WITH DR5 PRO+ Incredibly fast sliding material with HD inside edge for quick & efficient movements.	KEY FEATURES	CROSS GLIDE TECHNOLOGY WITH DR5+ Incredibly fast sliding material for quick & efficient movements.	KEY FEATURES	LITCORE Incredibly lightweight and shaped to deflect pucks out with ease.	KEY FEATURES	ADPTFIT BUTTERFLY Simple and adjustable fit system built for comfort and easy butterfly rotation.
	INFINITE POWER REBOUND + DUALITCORE Powerful rebound pop, while maintaining dynamic flex through the pad core.		DUALITCORE Stiff and stable thigh rise with a more flexible feel below the knee and into the boot.		ADPTFIT Adjustable fit system with added comfort and wrap.		
	QUICK MOTION STRAP SYSTEM 3 Responsive and adjustable strapping system built for optimal pad rotation with added comfort and wrap.		QUICK MOTION STRAP SYSTEM 3 Responsive and adjustable strapping system built for optimal pad rotation with added comfort and wrap.		GPE7.9 EFLEX 7.9 GOALIE PADS		



**GM2026PRO
2026 PRO
GLOVE**



**GM2026
2026
GLOVE**

KEY FEATURES	590 WITH D30® Classic 590 shape and feel, effortless open & close, greater control and protection.	KEY FEATURES	590 Classic 590 shape and feel, effortless open & close, and greater control.	KEY FEATURES	580 Fingers to palm closure with easy opening/closing and great coverage.	KEY FEATURES	GAME-READY FIT Built for easy off-the-shelf opening and closing.
	VORTX POCKET Increased pocket area with soft skate lace and deep, round T for puck retention.		VORTX POCKET Increased pocket area with soft skate lace and deep, round T for puck retention.		CROSS-FORM STRAP Responsive fit and feel, with optimal wrist mobility.		CROSS-FORM STRAP Great fit with easy adjustability to help position the glove for easy glove saves.
	SENSAGRIP Comfort memory foam layer base with new grip texture along the base of the palm.		CROSS-FORM STRAP Responsive fit and feel, with optimal wrist mobility.		GME7.5 EFLEX 7.5 GLOVE		GMPHNM PHENOM-JR GLOVE
KEY FEATURES	580 WITH D30® Max protection palm, with the enhanced closure and excellent coverage of the 580 shape.	KEY FEATURES	580 Fingers to palm closure with easy closure, and great coverage and protection.	KEY FEATURES	CROSS-FORM STRAP Responsive fit and feel, with optimal wrist mobility.	KEY FEATURES	LITCORE Lightweight core built for effortless glove movement and save reactions.
	CROSS-FORM STRAP Responsive fit and feel, with optimal wrist mobility.		CROSS-FORM STRAP Responsive fit and feel, with optimal wrist mobility.		LITCORE Lightweight feel for quick and reactive saves.		
	FLEX MOTION HD BACKHAND & CUFF Great range of motion with optimal protection.		FLEX MOTION HD BACKHAND & CUFF Great range of motion and protection.		GME7.9 EFLEX 7.9 GLOVE		



**GB2026PRO
2026 PRO
BLOCKER**



**GB2026
2026
BLOCKER**

KEY FEATURES	LITEXCORE Lightweight, balanced HD core built to direct pucks out with power.	KEY FEATURES	LITEXCORE Lightweight, strong and balanced core built to direct pucks out.	KEY FEATURES	LITEXCORE Lightweight, balanced core built to direct pucks out.	KEY FEATURES	LITEXCORE Lightweight, balanced core built to direct pucks out.
	X-STIFF SIDEWALL WITH D30® INDEX Reinforced stiffness and shaped for superior protection, balance, and puck deflection.		STIFF SIDEWALL PROTECTION Rigid construction and shaped great balance, protection and puck deflection.		FLEX MOTION CUFF Great range of motion and added comfort along the wrist.		FLEX MOTION CUFF Great range of motion and added comfort along the wrist.
	FLEXMOTION CUFF Adjustable & flexible for maximum R.O.M. for puck direction and playmaking.		FLEXMOTION CUFF Adjustable & flexible for great R.O.M. for puck direction and playmaking.		GBE7.5 EFLEX 7.5 BLOCKER		GBPHNM PHENOM-JR BLOCKER
KEY FEATURES	LITEXCORE Lightweight, balanced HD core built to direct pucks out with power.	KEY FEATURES	LITEXCORE Lightweight, strong and balanced core built to direct pucks out.	KEY FEATURES	LITEXCORE Lightweight, balanced core built to direct pucks out.	KEY FEATURES	HEXA PALM Textured and durable palm for great grip and feel holding the stick.
	X-STIFF SIDEWALL WITH D30® INDEX Maximum puck deflection and protection, and shaped for improved stick positioning and coverage.		STIFF SIDEWALL PROTECTION Great protection, and shaped for improved stick positioning and coverage.		HEXA PALM Textured and durable palm for great grip and feel holding the stick.		HEXA PALM Textured and durable palm for great grip and feel holding the stick.
	HEXA+ PALM Textured and durable Pro-level palm for great grip and feel holding the stick.		HEXA PALM Textured and durable palm for great grip and feel holding the stick.		GBE7.9 EFLEX 7.9 BLOCKER		

YOUTH



**GPPHNM
PHENOM
GOALIE PADS**

QUICK STACK
Great balance and seal when dropping to the ice.

FLY STRAP
Easy parent-friendly strapping for secure fit & easy pad rotation.

FLEXIBLE DESIGN
Mobile design and shape for easier butterfly.



**GMPHNM
PHENOM
GLOVE**

GAME-READY FEEL
Easy to close and catch pucks.

DEEP SINGLE-TEE POCKEY
Big, open pocket for easy glove saves.

ONE-PIECE CUFF
Provides great coverage.



**GBPHNM
PHENOM
BLOCKER**

MOBILE FINGER PROTECTION
Easier to hold onto a goalie stick.

PRE-CURVED DESIGN
Greater rebound control.

MOLDED THUMB
Added impact protection.



**ABPHNM
PHENOM
ARM & BODY**

LIGHTWEIGHT & MOBILE
Easy to move and react to each shot.

STRATEGIC PROTECTION
Full coverage & added protection in vulnerable areas.

EASY ADJUSTMENTS
Improved fit and room to grow throughout.



**HPGPHNM
PHENOM
PANTS**

SEGMENTED DESIGN
Added flexibility.

PROFILED WAIST
Improved fit.

STRETCH ZONES
Full range of motion.



**ABPROSPEC
PRO SPEC
CHEST PROTECTOR**

NHL PROTECTION
Maximum protection to face the hardest shots, built to NHL spec.

AER-TEC VENTILATION SYSTEM
Breathability-focused design throughout for improved on-ice feel and performance.

D30° IMPACT PROTECTION
Enhanced protection in the sternum & clavicle.



**ABEF7
EFLEX 7
ARM & BODY**

MAX FLEX FIT
Increased coverage and balanced feel along the shoulders, and built for ultimate mobility and protection.

AER-TEC SUSPENSION SYSTEM (SR ONLY)
Innovative and strategic airflow and breathability system for improved performance. (SR ONLY)

D30° IMPACT PROTECTION
Enhanced protection in the sternum and clavicle.



**ABE7.9
EFLEX 7.9
ARM & BODY**

MAX FLEX FIT
Increased coverage and balanced feel along the shoulders, and built for excellent mobility.

ADPTFIT
Comfortable and easy adjustable arm & elbow fit system with added comfort padding and a mobile feel.

HD PROTECTION ZONES
Added impact protection, including in the sternum, bicep and ribs.



**ABPHNM
PHENOM-JR
ARM & BODY**

MAX FLEX FIT
Very flexible and mobile feel with added coverage and protection in the floaters and sternum.

LIGHTWEIGHT DESIGN
Lightweight feel makes it easy to react and move quickly.

ADPTFIT 360
Easy adjustments at the shoulders, arms and body for the perfect fit. Added padding for great comfort.



**HPG26
PRO SPEC
GOALIE PANT**

NHL PROTECTION
Maximum protection to face the hardest shots, built to NHL spec.

A6 CUT PROTECTION
Maximum cut protection along the back of the leg and inner groin area.

AER-TEC VENTILATION SYSTEM
Added breathability in the liner and spine for improved on-ice feel and performance.



**HPGXF
CCM XF
GOALIE PANT**

MAX FLEX FIT WITH MOLDED FOAM
Added mobility throughout with optimized protection.

AER-TEC VENTILATION SYSTEM
Breathability-focused design throughout for improved on-ice feel and performance.

D30° THIGH & GROIN
Maximum protection with added coverage.



**HPGF9
CCM F9
GOALIE PANT**

MAX FLEX FIT WITH HD FOAM
Added mobility throughout with added protection.

FIT+ INNER BELT
Ergonomic and adjustable fit.

MESH STRETCH PANELS
Increased range of motion.



**HPGF5
CCM F5
GOALIE PANT**

MAX FLEX FIT
Added mobility throughout.

FIT+ INNER BELT
Ergonomic and adjustable fit.

1" LENGTH EXTENDER
Personalized fit.



**GFAXFSP
TOTAL CUSTOM
AXIS XF
MASK**

AER-TEC FEATURING NEST-TECH
100% FULL NEST TECH Liner Custom printed to your exact head shape from a 360 degree scan for best fit and max airflow.

EXOSHELL COMPOSITE
Strong carbon fiber shell shaped for ultimate impact deflection and strategic ventilated airflow.

STAINLESS STEEL CAGE WITH SHOCK DAMPENING SYSTEM
High impact protection with greater force absorption.



**GFAXF
AXIS XF
MASK**

AER-TEC FEATURING NEST-TECH
The ultimate in protection, comfort and fit with the performance benefits of greater airflow throughout.

EXOSHELL COMPOSITE
Strong carbon fiber shell shaped for ultimate impact deflection and strategic ventilated airflow.

STAINLESS STEEL CAGE WITH SHOCK DAMPENING SYSTEM
High impact protection with greater force absorption.



**GFAF9
AXIS F9
MASK**

D30° AND I.Q.SHION DRI LINER
Great protection, fit and comfort, and shaped for added airflow.

EXOSHELL FIBERGLASS
Reinforced fiberglass shell built for strong impact deflection and ventilated airflow.

STAINLESS STEEL CAGE WITH SHOCK DAMPENING SYSTEM
High impact protection with greater force absorption.



**GFAF5
AXIS F5
MASK**

MULTI-LAYER LINER
Good comfort and strategic protection.

POLYCARBONATE SHELL
Lightweight and contoured for puck deflection.

KID-FRIENDLY FIT SYSTEM (JR / YT)
Easy strapping system for easier adjustments and taking the mask on/off.

5000 PRACTICE SERIES

THE QUICKLITE 5000 PRACTICE SERIES IS THE PERFECT GO-TO JERSEY FOR PLAYERS OF ANY AGE. AVAILABLE IN MANY COLORS, THE SIMPLE DESIGN MAKES IT EASY TO EMBELLISH WITHOUT COMPROMISING COLORFASTNESS AND QUALITY.

- HIGH PERFORMANCE, BREATHABLE FABRIC
- OPTIMAL COLOR FASTNESS & SNAG RESISTANCE



COLOR OPTIONS

5000 PRACTICE JERSEY

SIZES SR S, M, L, XL, 2XL, INTG, SRG
JR XS, S/M, L/XL, G

FEATURES

- V-neck collar keeps its shape after wash and wear
- Consistent fit through all styles
- Woven neck tape & size label
- Embroidered CCM

FABRIC

100% Polyester, 135gsm
QLT knit



01 - WHITE



12 - BLACK



08 - ROYAL



09 - NAVY



05 - RED



13 - DARK GREEN



20 - SUNFLOWER



78 - MYSTIC GREY
* GOALIE ONLY

**FEEL COOLER
PLAY SMARTER**

7000 PRACTICE SERIES

AER-TEC THERMOREGULATION

ENGINEERED WITH CCM'S INNOVATIVE AER-TEC THERMOREGULATION SYSTEM, THE QUICKLITE 7000 PRACTICE SERIES JERSEY HAS BEEN DESIGNED TO MAXIMIZE THE SCIENTIFICALLY PROVEN BENEFITS OF THERMOREGULATION. PREMIUM FABRICS AND KEY VENTILATION INSERTS KEEP YOU FEELING COOL AND COLLECTED, SO YOU CAN FOCUS ON WHAT REALLY MATTERS. EASY TO EMBELLISH AND COMES IN AN EXTENSIVE NUMBER OF COLORS.

- HIGH PERFORMANCE, BREATHABLE FABRIC
- MESH INSERTS IN KEY HOT SPOTS FOR HIGHER VENTILATION
- ERGONOMIC ARM
- MOISTURE WICKING
- OPTIMAL & COLORFASTNESS
SNAG RESISTANCE



AER-TEC
TOTALDRI

QUICKLITE PRACTICE

COLOR OPTIONS



AER-TEC
TOTALDRI

**7000
7000
PRACTICE JERSEY**

SIZES SR S, M, XL, SRG
JR XS, S/M, L/XL, G

FEATURES

Next generation stretch collar for added comfort
AER-TEC
Consistent fit through all styles
Woven neck tape & size label
Embroidered CCM (front and back)

FABRIC

100% Polyester, 165gsm
Mid-weight QLT knit



01 - WHITE



12 - BLACK



09 - NAVY



05 - RED



13 - DARK GREEN



20 - SUNFLOWER



78 - MYSTIC GREY
* GOALIE ONLY



SX7000
SX7000
PRACTICE SOCK

SR 30"
 INT 27"
 JR 24"
 YT 22"



FABRIC 100% Polyester, 195gsm
 High performance, breathable QLT knit

COLOR OPTIONS 01 - WHITE 12 - BLACK
 05 - RED 13 - DARK GREEN
 08 - ROYAL 20 - SUNFLOWER
 09 - NAVY

- FEATURES**
- AER-TECH
 - Two hook and loop fasteners keep sock in place
 - Interlock inserts for better stretch, comfort and mobility
 - Interlock ankle holds pads, enhances fit and maintains shape
 - CCM embroidered logo

YOUTH ONLY AVAILABLE IN:

01 - WHITE
 05 - RED
 09 - NAVY
 12 - BLACK



GAITERPANT
GAITERPANT

SIZES INT 24" JR 20" YT 18"

BODY Polyester knit pant with elastic band under foot

CONTENT 100% Polyester

COLORS Royal, Red, Black, White
YOUTH ONLY AVAILABLE IN: Black, White



S100P
S100P
KNIT PRACTICE SOCK

SR 28"
 INT 24"
 JR 20"

FABRIC 100% Polyester

- FEATURES**
- Elasticized ankle holds pads and enhances fit
 - CCM woven sizing label

SX7000 AND S100P SOCKS
COLOR REFERENCES



01 - WHITE



08 - ROYAL



09 - NAVY



12 - BLACK



20 - SUNFLOWER



05 - RED



13 - DARK GREEN

PITTSBURGH



BOOKING ONLY
XSP000
GAME SOCK

SR 30"
 INT 27"
 JR 24"

FABRIC 100% Polyester, 195gsm
 QLT knit

- FEATURES
- Tactical Dry moisture wicking
 - Two hook and loop fasteners keep sock in place
 - Interlock inserts for better stretch, comfort and mobility
 - Interlock ankle holds pads, enhances fit and maintains shape
 - 31 NHL team patterns available
 - CCM embroidered logo

COLUMBUS



BUFFALO



DETROIT



NEW JERSEY



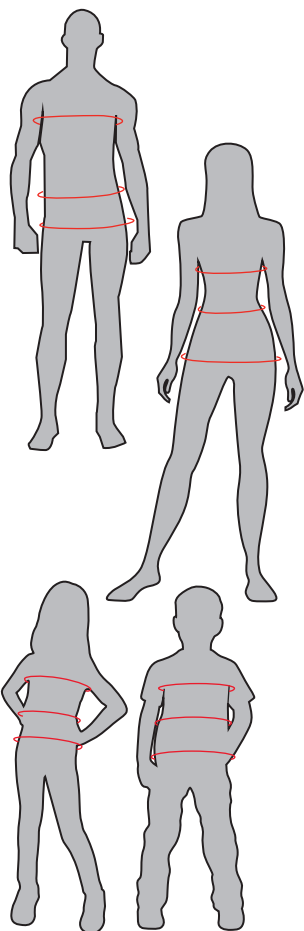
LOS ANGELES

IMAGE COMING SOON

TAMPA BAY



SIZING CHART



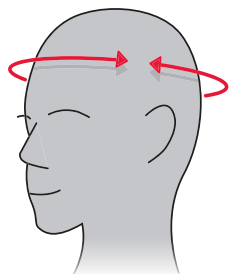
APPAREL - MEN BODY MEASUREMENTS (measurements shown are in inches)							
ALPHA SIZE	XS	S	M	L	XL	2XL	3XL
CHEST CIRCUMFERENCE	33-35	36-38	39-41	42-44	45-48	49-52	53-58
WAIST CIRCUMFERENCE	26-28	29-31	32-34	35-38	39-43	44-48	49-53
HIPS CIRCUMFERENCE	32-34	35-37	38-40	41-44	45-48	48-52	52-56

NUMERIC SIZE	28	30	32	34	36	38	40
WAIST CIRCUMFERENCE	29.5	31.5	33.5	35.5	37.5	39.5	41.5

APPAREL - WOMEN BODY MEASUREMENTS (measurements shown are in inches)					
ALPHA SIZE	XS	S	M	L	XL
CHEST CIRCUMFERENCE	30-32	33-35	36-38	39-41	42-44
WAIST CIRCUMFERENCE	23-25	26-28	29-31	32-34	35-38
HIPS CIRCUMFERENCE	33-35	36-38	39-41	42-44	45-48

APPAREL - YOUTH BODY MEASUREMENTS (measurements shown are in inches)						
AGE GROUP / SIZE	3-5 / 2XS / 110	5-7 / XS / 120	7-9 / S / 130	9-11 / M / 140	11-13 / L / 150	13-15 / XL / 160
CHEST CIRCUMFERENCE	24-25	25-26	26-27	27-29	29-31	31-34
WAIST CIRCUMFERENCE	22-23	23-24	24-25	25-27	27-28.5	28.5-30
HIPS CIRCUMFERENCE	25-26	26-27	27-28.5	28.5-31	31-32.5	32.5-34

MEASUREMENT FOR ADULT HEADWEAR				
INCHES	CM	HAT SIZE		
		FITTED	FLEX	ADJUSTABLE
20 1/8	51.1	6 3/8	YOUTH	ONE SIZE YT (OSFA)
20 1/2	52	6 1/2		
20 7/8	53	6 5/8		
21 1/4	53.9	6 3/4		
21 3/8	54.9	6 7/8		
22	55.9	7	S/M	ONE SIZE AD (OSFA)
22 3/8	56.8	7 1/8		
22 3/4	57.8	7 1/4		
22 7/8	58.7	7 3/8	L/XL	
23 1/2	59.7	7 1/2		
23 7/8	60.6	7 5/8		
24 1/4	61.6	7 3/4		
24 3/8	62.5	7 7/8	XL/XXL	
25	63.5	8 1/4		



Body sizing: Size specifications are based on body sizing measurements. Use this size chart as a guideline when ordering, allow enough room for ease of movement. Sleeve Length: Measure from the center back of the neck, over the point of shoulder and down the outer side of the arm to the wrist bone. Chest: Measure just under the arms. Waist: Loosely measure the narrowest circumference of the waist. Size charts are for reference only. Fit may vary depending on the construction and materials.

APPAREL FEATURES



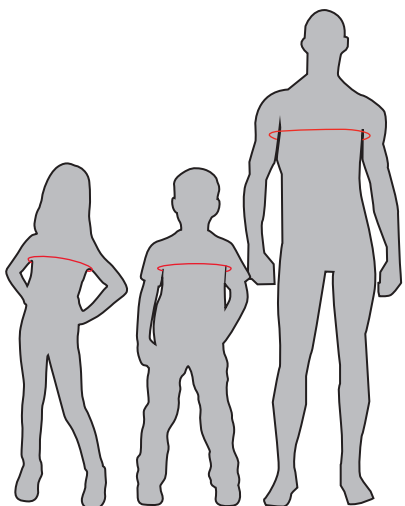
Put sweat in its place Tactical Dry wicks moisture away from your skin, helping you stay drier and comfortable.



Your body is an amazing heat source Tactical Degree traps body heat and sweat escape.



Stay cool and comfortable Tactical Cool uses ventilation, moisture management and fabric construction to help aid the release of heat.



GAMEWEAR - SR BODY MEASUREMENTS (measurements shown are in inches)								
ALPHA SIZE	XX2	XS	S	M	L	XL	2XL	3XL
CHEST CIRCUMFERENCE	31-32	33-35	36-38	39-41	42-44	45-48	49-52	53-58
PLAYER JERSEY SIZE	S	S	S	M	L	XL	2XL	2XL
GOALIE JERSEY SIZE	JR	JR	INT	INT	SR	SR	SR	SR

GAMEWEAR - YOUTH BODY MEASUREMENTS (measurements shown are in inches)						
AGE GROUP / SIZE	3-5 / XXS	5-7 / XS	7-9 / S	9-11 / M	11-13 / L	13-15 / XL
CHEST CIRCUMFERENCE	24-25	25-26	26-27	27-29	29-31	31-34
PLAYER JERSEY SIZE	XS	XS	S/M	S/M	L/XL	L/XL
GOALIE JERSEY SIZE	JR	JR	JR	JR	JR	JR





**JRS5TD / YT JRS5TD
LIGHTWEIGHT
RINK SUIT JACKET**

BODY / INSIDE
Body: Our rink suit jacket is built with great features and benefits such as a new breathable fabric that offers a 4-way stretch, reduced noise friction and AER-TEC technology. Features include zippered side pockets, elasticated hem and cuffs for comfort. Strategic placement of interior zippers that allow access for customization.

Inside: Easy access for embellishment, pocket at the bottom and an ID label for easy identification.

FIT	REGULAR	
SIZES	AD	XS - 2XL
	YT	XS - XL

LOGO	Strategically positioned embroidered CCM logo provides front left side of the wearer and top back embellishment zones.	
CONTENT	100% Polyester (300 Double knit+Film+500 knit)	
COLORS	Black (12) Red (05)	True Navy (T9)



**PRS5TA
LIGHTWEIGHT
RINK SUIT PANT**

BODY / INSIDE
Body: Our rink suit pant is built with great features and benefits such as a new breathable fabric that offers a 4-way stretch, reduced noise friction and AER-TEC technology. Features an adjustable waistband with drawcord, zippered pockets and bottom side zippers.

Inside: CCM clear gel grip elastic at waist and bottom, mesh lining and ID label for easy identification.

FIT	REGULAR	
SIZES	AD	XS - 2XL
	YT	XS - XL

LOGO	Strategically positioned embroidered CCM logo	
CONTENT	100% Polyester (300 Double knit +Film+500 knit)	
COLORS	Black (12)	True Navy (T9)



**JHD3TA
HD SUIT
JACKET**



BODY / INSIDE
3M Thinsulate Insulation. Elastic waist with bungee cord. Side pockets with reflective tape. YKK zippers on side pockets and closing zipper. Inside pocket and opening for ventilation in the back.

FIT	REGULAR	
SIZES	AD	XS - 2XL
	YT	XS - XL

LOGO	Flat embroidery	
CONTENT	3M Thinsulate 60g-140g.	
COLORS	Black (12) True Navy (T9) Red (05)	



**PHD3TA
HD SUIT
PANT**



BODY / INSIDE
Tactical DEGREE. Adjustable waistband with drawcord. YKK zipper.

FIT	REGULAR	
SIZES	AD	XS - 2XL
	YT	XS - XL

LOGO	Flat embroidery	
CONTENT	Felllex 80g.	
COLORS	Black (12),	True Navy (T9)



12
BLACK



T9
TRUE
NAVY

JPK5TA TEAM WINTER JACKET

BODY/
INSIDE

Body: A winter jacket great for players and coaches that is durable and ready for whatever winter throws your way. Includes a YKK zipper, reflective logos on the hood and chest, comfortable ribbed cuffs. This jacket will keep you warm and dry during the cold winter months.

Inside: Fully lined interior with Thinsulate insulation at hood, body and sleeves.

FIT	REGULAR	
SIZES	ADULT UNISEX FIT	XS - 2XL
	YT	XS - XL

LOGO Strategically positioned reflective CCM logos at hood and chest

CONTENT 92% Nylon 8% Elastane

COLORS Black (12) True Navy (T9)



12
BLACK



T9
TRUE
NAVY

VQT5TA TEAM QUILTED VEST

BODY/
INSIDE

Body: On the rink or on the road this versatile vest is a cold weather must have, great for layering, it's light and warm. Features a CCM embroidered logo on the chest and YKK zippers at the pockets and center zip.

Inside: Fully lined with Thinsulate

FIT	REGULAR	
SIZES	AD	XS - 2XL
	YT	XS - XL

LOGO Strategically positioned embroidered CCM logo

CONTENT 100% Polyester Ripstop, DWR (Durable Water Repellent) Coating

COLORS Black (12) True Navy (T9)



12
BLACK



T9
TRUE
NAVY

NEW JQT6TA HYBRID QUILTED JACKET

BODY/
INSIDE

Our hybrid jacket made of recycled poly is great for traveling from game to game or wearing indoors as a layering piece. This style provides style and comfort.

FIT	SLIM	
SIZES	AD	XS - 3XL
	YT	XS - XL

LOGO Embroidered

CONTENT 100% Recycled Polyester

COLORS Black (12) True Navy (T9)



NEW
FCR6LA
TECH FLEECE
CREW NECK TOP

BODY / INSIDE
 Sleek and stylish our locker room tech fleece crew neck is made of recycled polyester and will keep you stylish without adding bulk to your look, includes our embroidered CCM logo.

FIT	REGULAR	
SIZES	AD	XS - 2XL
	YT	XS - XL

LOGO	Embroidery	
CONTENT	42% Polyester / 40% Recycled Polyester 12% Rayon / 6% Spandex	
COLORS	Black (12) Red (05)	True navy (T9)



NEW
FQZ6LB
MEN'S PREMIUM
1/4 ZIP TOP

BODY / INSIDE
 This new athletic quarter zip top is a versatile piece that is perfect for team outings. Made from a soft high-quality recycled fabric, this garment features a CCM embroidered logo and YKK zipper.

FIT	REGULAR	
SIZES	AD	XS - 2XL
	YT	XS - XL

LOGO	Logo: CCM Embroidered logo	
CONTENT	42% Polyester / 40% Recycled Polyester 12% Rayon / 6% Spandex	
COLORS	Black (12) Red (05)	True Navy (T9)



NEW
FFZ6LA
TECH FLEECE FULL
ZIP HOODIE

BODY / INSIDE
 Sleek and stylish our locker room tech fleece zip up hoody is made of recycled polyester and will keep you stylish without adding bulk to your look, includes our embroidered CCM logo and branded zipper pulls.

FIT	REGULAR	
SIZES	AD	XS - 3XL
	YT	XS - XL

LOGO	Embroidery	
CONTENT	42% Polyester / 40% Recycled Polyester 12% Rayon / 6% Spandex	
COLORS	Black (12) Red (05)	True navy (T9)



NEW
PCF6LC
TECH FLEECE
CUFFED JOGGER

BODY / INSIDE
 These classic tech fleece cuffed joggers are comfortable and stylish, made of tech fleece and using recycled polyester, they look great in and out of the locker room, includes a ccm embroidery and branded zipper pulls.

FIT	REGULAR	
SIZES	AD	XS - 2XL
	YT	XS - XL

LOGO	Embroidery	
CONTENT	42% Polyester / 40% Recycled Polyester 12% Rayon / 6% Spandex	
COLORS	Black (12)	True navy (T9)



NEW
FHO6TA
PULLOVER
HOODIE

BODY / INSIDE Classic laced hoodie. Updated for easy post-embellishments.

FIT	REGULAR	
SIZES	AD	XS - 2XL
	YT	XS - XL

LOGO CCM embroidery

CONTENT 70% cotton / 30% Polyester

COLORS Black (12) True navy (T9)
Charcoal (19)



NEW
PFP6TA
CUFFED
JOGGER

BODY / INSIDE Our signature fleece jogger offers superior quality and comfort includes pockets, embroidery details and branded tipping. It's the perfect item keeps you stylish and warm

FIT	REGULAR	
SIZES	AD	XS - 2XL
	YT	XS - XL

LOGO Embroidery

CONTENT 70% Cotton / 30% Polyester

COLORS Black (12) True Navy (T9)

TEAM TRAINING



KDR5TA
DRYLAND
KIT

BODY / INSIDE

Our updated Dry Land Kit is the perfect ensemble for your training needs. Included in the drawstring bag is our new lightweight training T-shirt, crafted from breathable polyester and elastane, our soft hand-feel shorts and 100% cotton socks.

FIT	REGULAR	
SIZES	AD	XS - 2XL
	YT	XS - XL

LOGO CCM printed logo

CONTENT The Bag : 100% Polyester
The T-shirt : 88% Polyester and 12% elastane
The shorts: 82% Polyester and 18% Elastane
The socks: 100% Cotton

COLORS Shorts: Grey (12)
Top: Navy (T9) Red (05) Black (12)
Socks: White (01)



TSS5TA
LIGHTWEIGHT
TRAINING TEE

BODY / INSIDE

Introducing our lightweight training t-shirt engineered for optimal performance. Crafted from a blend of high-quality Polyester and elastane, featuring a CCM logo on the chest, this garment offers comfort and flexibility during your workouts.

FIT	REGULAR	
SIZES	AD	XS - 2XL
	YT	XS - XL

LOGO CCM printed logo

CONTENT 88% Polyester 12% elastane

COLORS Black (12), True Navy (T9), Red (05)



BOOKING ONLY

TSS3TA
SHORT SLEEVE PREMIUM TRAINING TEE

BODY / INSIDE

Premium short sleeve crewneck training tee made from a soft circular knit fabric with engineered mesh ventilation, strategically placed where breathability is needed most.

FIT	SLIM
SIZES	AD S - 2XL

LOGO	CCM 3D silicone print.
CONTENT	100% Nylon, 160GSM, Circular knit
COLORS	Black (12) True Navy (T9) Dark Heather Grey (4B), Red (05) Royal Blue (08)



BOOKING ONLY

TLS3TA
LONG SLEEVE PREMIUM TRAINING TEE

BODY / INSIDE

Premium long sleeve crewneck training tee made from a soft circular knit fabric with engineered mesh ventilation, strategically placed where breathability is needed most.

FIT	SLIM
SIZES	AD S - 2XL

LOGO	CCM 3D silicone print.
CONTENT	100% Nylon, 160GSM, Circular knit
COLORS	Black (12) True Navy (T9) Dark Heather Grey (4B), Royal Blue (08)



BOOKING ONLY

TLS3TB
LONG SLEEVE PREMIUM TRAINING HOODIE

BODY / INSIDE

Premium long sleeve training hoodie made from a soft knit fabric with engineered mesh ventilation, strategically placed where breathability is needed most.

FIT	SLIM
SIZES	AD S - 2XL

LOGO	CCM tonal embroidery
CONTENT	93% Polyester, 5% Elastane, 2% Silver, 160GSM, Moisture wicking and antibacterial
COLORS	Black (12) True Navy (T9) Dark Heather Grey (4B)



NEW


TLS6RA
LONG SLEEVE TRAINING TOP

BODY / INSIDE

This light weight training mesh long sleeve top is great for working out in the gym or on the ice. Includes wicking and anti microbial treatment.

FIT	SLIM
SIZES	AD S - 2XL

LOGO	Screen print
CONTENT	88% Polyester / 12% Spandex
COLORS	Black (12)



**SWV3TA
2 IN 1
SHORTS**

Ventilated with moisture-wicking technology with zippered side pockets. Premium exposed CCM jacquard elastic at the back with an adjustable waistband with drawcord and zippered side pockets.

BODY / INSIDE


7"/ 17.8cm Legging, 6"/15.25cm Short

FIT SLIM BASELAYER UNDERNEATH
SIZES AD XS - 2XL

LOGO CCM silicone print.

CONTENT 100% Polyester plain woven fabric, moisture wicking, anti-static, 85GSM

COLORS Black (12) True Navy (T9)
Charcoal (19)



**NEW
SWV6RA
LIGHTWEIGHT
TRAINING SHORT**

The same lightweight woven anti static fabric you know and love but now with an updated waistband and ccm branded side zip pockets to store your small essentials. Super comfortable a ccm classic style.

BODY / INSIDE

FIT REGULAR
SIZES AD XS - 2XL
YT XS - XL

LOGO CCM 3D silicone print.

CONTENT 100% Polyester

COLORS Black (12), True Navy (T9)



**NEW
PCF6RA
LIGHTWEIGHT
TRAINING PANT**

This lightweight performance men's training pant is perfect for training or wearing casually, provides a 4 way stretch for extra comfort as you move, a staple in every man's wardrobe.

BODY / INSIDE

FIT REGULAR
SIZES AD XS - 2XL

LOGO Embroidery

CONTENT 76% Nylon / 24% Spandex

COLORS Black (12) True Navy (T9)



**NEW
SOCK3PCK
3 PACK
CREW SOCKS**

The essential 3 pack cotton training crew sock, offers a cushioned sole, reinforced heel and toe for extra comfort and arch support.

BODY / OTHER

SIZES L/XL (10-13 / 43-45)
S/M (8-10 / 39-42)
XS - YOUTH (3-6 / 34-38)

LOGO Woven label

CONTENT 78% Cotton / 20% Polyester / 2% Spandex

COLORS White (01)



NEW
TSS6TB
SHORT SLEEVE
T-SHIRT

BODY /
 INSIDE

Our classic essential t-shirt in a cotton blend is the perfect piece for working out or just lounging. This t-shirt is a staple in every players closet, you can't go wrong with the classic ccm style tee.

FIT	REGULAR	
SIZES	AD	XS - 2XL
	YT	XS - XL

LOGO Screen print

CONTENT 75% Polyester / 25% Cotton

COLORS Black (12), Red (05) True Navy (T9), White (01)



NEW
OSS6TA
MEN'S
POLO

BODY /
 INSIDE

This light weight polo with embroidered logo is breathable and light weight, made of recycled polyester and spandex blend that is sweat-wicking, It's the perfect go to polo.

FIT	REGULAR	
SIZES	AD	XS - 2XL

LOGO Embroidered

CONTENT 88% Recycled Polyester / 12% Spandex

COLORS Black (12), Red (05) True Navy (T9), White (01)



OSS5TA
TEAM SHORT SLEEVE
POLO

BODY /
 INSIDE

Elevate your team wardrobe with our updated polo. Featuring a CCM embroidered logo, this garment is a classic pique fabric.

FIT	REGULAR	
SIZES	AD	S - 2XL

LOGO CCM embroidered logo

CONTENT 60% Cotton 40% Polyester

COLORS Black (12), White (01), True Navy (T9), Red (05)



BOOKING ONLY
PTV52A
TRAVEL
PANT

BODY /
 INSIDE

Introducing our team travel pant crafted from breathable, quick-dry and stretch fabric. These lightweight pants feature a flat drawcord, side pockets, and comfortable waistband.

FIT	SLIM	
SIZES	AD	XS - 2XL

LOGO CCM 3D silicone print

CONTENT 50% Elastomultiester 50% Polyester

COLORS Black (12), True Navy (T9)



NEW
HTR6TA
MESHBACK
TRUCKER CAP

BODY / OTHER Structured cotton front panel paired with a breathable mesh back for enhanced airflow and comfort. Features CCM logo piping on the brim and an embroidered CCM logo on the left side. Finished with an adjustable snapback closure for a customizable fit.

SIZES	AD	OSFA
LOGO	Raised embroidery	
CONTENT	97% Recycled Polyester, 3% PU Spandex	
COLORS	Black (12) Red (05)	True Navy (T9)



NEW
HST6TA2
STRUCTURED
ADJUSTABLE CAP

BODY / OTHER Lightweight, incredibly breathable structured front panel with moisture wicking sweatband

SIZES	AD	OSFA
LOGO	Raised embroidery	
CONTENT	97% Recycled Polyester, 3% PU Spandex	
COLORS	Black (12) Red (05)	True Navy (T9)



NEW
HFB6TA
FLATBRIM
SNAPBACK CAP

BODY / OTHER Flat brim cap with adjustable plastic snap. Clean design with embroidered CCM logo on the side.

SIZES	AD	OSFA
LOGO	Raised embroidery	
CONTENT	100% Recycled Polyester	
COLORS	Black (12) Charcoal (19)	True Navy (T9) Red (05)



NEW
HPM6TA
POM KNIT POLAR
FLEECE LINING

BODY / OTHER Pom knit beanie with fleece lining, block colored body and a two-colored pom. CCM logo in intarsia knit, black woven label on fold up.

SIZES	AD	OSFA
LOGO	Jacquard knitted CCM and woven label	
CONTENT	70% acrylic / 30% recycled acrylic fleece lining; 100% polyester	
COLORS	Black (12)	True Navy (T9)



NEW
HPM6TB
POM KNIT
HAT

BODY / OTHER Cuffed flat knit with rib hat, woven CCM label and topped with a chunky pom.

SIZES	AD	OSFA
LOGO	CCM woven label	
CONTENT	70% acrylic / 30% recycled acrylic	
COLORS	Black (12)	True Navy (T9)



NEW
HCB6TA
CUFFED
BEANIE

BODY / OTHER Cuffed flat knit with rib hat, woven CCM label

SIZES	AD	OSFA
LOGO	CCM woven label	
CONTENT	70% acrylic / 30% recycled acrylic	
COLORS	Black (12)	True Navy (T9)



12 BLACK

JWN6TW2 **BOOKING ONLY**

WOMEN'S WINTER COAT

BODY / INSIDE

Seam-sealed construction for enhanced weather protection, 3M™ Thinsulate™ for warmth, water repellent and adjustable waist are just a few great features that make our new women's coat great! Offers an embroidered and a cool ccm patch on the sleeve and made of recycled polyester.

FIT	REGULAR		
SIZES	W	2XS - 2XL	\$

LOGO	Embroidered
CONTENT	100% Recycled Polyester
COLORS	Black (12)



12 BLACK

NEW

JQT6TW **BOOKING ONLY**

WOMEN'S HYBRID QUILTED JACKET

BODY / INSIDE

Our hybrid jacket made of recycled poly is great for traveling from game to game or wearing indoors as a layering piece. This style provides style and comfort.

FIT	REGULAR	
SIZES	W	XS - XL

LOGO	Embroidered
CONTENT	100% Recycled Polyester
COLORS	Black (12)



12 BLACK



T9 TRUE NAVY

COMING SOON 05 RED



BOOKING ONLY

JRS5TW

WOMEN'S LIGHTWEIGHT RINK SUIT JACKET

BODY / INSIDE

Body: Our rink suit jacket is built with great features and benefits such as a new breathable fabric that offers a 4-way stretch, reduced noise friction and AER-TEC technology. Features include zippered side pockets, elasticated hem and cuffs for comfort. Strategic placement of interior zippers that allow access for embellishment. Designed for women.

Inside: Easy access for embellishment, pocket at the bottom and an ID label for easy identification.

FIT	REGULAR	
SIZES	W	XS - XL

LOGO	Strategically positioned embroidered CCM logo provides front left side of the wearer and top back embellishment zones.	
CONTENT	100% Polyester (300 Double knit+Film+500 knit)	
COLORS	Black (12)	True Navy (T9) Red (05)



12 BLACK



T9 TRUE NAVY

BOOKING ONLY

PRS5TW

WOMEN'S LIGHTWEIGHT RINK SUIT PANT

BODY / INSIDE

Body: Our rink suit pant is built with great features and benefits such as a new breathable fabric that offers a 4-way stretch, reduced noise friction and AER-TEC technology. Features an adjustable waistband with drawcord, zippered pockets and bottom side zippers. Designed for women.

Inside: CCM clear gel grip elastic at waist and bottom, mesh lining and zipper ID label for easy identification

FIT	REGULAR	
SIZES	W	XS - XL

LOGO	Strategically positioned embroidered CCM logo	
CONTENT	100% Polyester (300 Double knit+Film+500 knit)	
COLORS	Black (12)	True Navy (T9)



12 BLACK

COMING SOON T9 TRUE NAVY

COMING SOON 05 RED

NEW

FHO6LW

WOMEN TECH FLEECE PULLOVER HOODIE

BODY / INSIDE

Our stylish hoody is a wardrobe staple made of tech fleece using recycled polyester it will keep you stylish without adding bulk to your look, includes our embroidered CCM logo.

FIT	REGULAR	
SIZES	W	XS - XL

LOGO	Embroidery	
CONTENT	42% Polyester / 40% Recycled Polyester 12% Rayon / 6% Spandex	
COLORS	Black (12) Red (05)	True navy (T9)



12
BLACK

COMING SOON
T9
TRUE
NAVY

NEW
PCF6LW
WOMEN TECH FLEECE
CUFFED JOGGER

BODY/
INSIDE

These classic tech fleece women's cuffed joggers are comfortable and stylish, made of tech fleece and using recycled polyester, they look great in and out of the locker room, includes a ccm embroidery and branded zipper pulls.

FIT	REGULAR	
SIZES	W	XS - XL

LOGO	Embroidery	
CONTENT	42% Polyester / 40% Recycled Polyester 12% Rayon / 6% Spandex	
COLORS	Black (12)	True Navy (T9)



12
BLACK

T9
TRUE
NAVY

05
RED

BOOKING ONLY
TSS5RW2
WOMEN'S
TRAINING TEE

BODY/
INSIDE

Introducing our lightweight training t-shirt engineered for optimal performance. Crafted from a blend of high-quality Polyester and elastane, featuring a CCM logo on the chest, this garment offers comfort and flexibility during your workouts.

FIT	REGULAR	
SIZES	W	XS - XL

LOGO	CCM printed logo	
CONTENT	88% Polyester, 12% Elastane	
COLORS	Black (12),	True Navy (T9), Red (05)



12
BLACK

T9
TRUE
NAVY


BOOKING ONLY
OSS5TB
WOMEN'S
SHORT SLEEVE POLO

BODY/
INSIDE

Elevate your team wardrobe with our updated polo. Featuring a CCM embroidered logo, this garment is a classic piqué fabric.

FIT	REGULAR	
SIZES	W	XS - XL

LOGO	CCM embroidered logo	
CONTENT	60% Cotton / 40% Polyester	
COLORS	Black (12),	True Navy (T9),



12
BLACK

T9
TRUE
NAVY

TTK4RA
WOMEN'S TRAINING
CROP TOP

BODY/
INSIDE

Features a high neck crop top, curve hugging design, racer back, wide elastic under the bust and a doubled layer front. Perforated lining and back insert to help evaporation. Hidden pocket at front chest lining.

FIT	COMPRESSION	
SIZES	W	XS - XL

LOGO	CCM heat transfer label	
CONTENT	78% recycled Polyester / 22% Elastane interlock one side with light peach in 250g/m².	
COLORS	Black (12),	True Navy (T9)



BOOKING ONLY

TLS4RW

WOMEN'S LONG SLEEVE TRAINING TEE

BODY / OTHER

Features circular knit technology with breathability holes integrated to help evaporation, AER-TEC technology and a soft hand feel fabric. Seamless construction for added comfort and flexibility.

FIT	SLIM
SIZES	W XS - XL

LOGO	CCM 3D silicone print
CONTENT	100% Nylon, 160GSM, circular knit, Wicking treatment and quickdry
COLORS	Black (12), True Navy (T9)



NEW

SKN6RW

WOMEN'S LIGHTWEIGHT TRAINING SHORT

BODY / INSIDE

These casual shorts are soft, light, quick-drying, and designed to flatter your body, includes wicking and anti microbial treatment your new go to short.

FIT	REGULAR
SIZES	W XS - XL

LOGO	Screen print
CONTENT	88% Recycled Polyester / 12% spandex
COLORS	Black (12), True Navy (T9)



NEW

SKN6RW2 BOOKING ONLY

WOMEN'S BIKER SHORTS

BODY / INSIDE

These soft high waisted 7" bike shorts are great for working out or wearing daily, the wide waistband gives you extra comfort and stays put as you train. Made from recycled polyester spandex includes wicking and anti microbial treatment. this style provides the ultimate comfort for working out it's breathable, and fast drying.

FIT	REGULAR
SIZES	W XS - XL

LOGO	Screen print
CONTENT	78% Recycled Polyester / 22% spandex
COLORS	Black (12)



BOOKING ONLY

WOMEN'S 2-IN-1 TRAINING SHORT

BODY / INSIDE

Our 2-in-1 shorts offer the perfect combination of style and durability. Made from 100% Polyester, the shorts feature a 3D silicone CCM logo, ventilated side panels and an adjustable drawstring.

FIT	REGULAR
SIZES	W XS - XL

LOGO	CCM 3D silicone print.
CONTENT	100% Polyester (top layer) 74% Polyester, 26% Elastane (inside)
COLORS	Black (12) True Navy (T9)



PTL4RA

WOMENS TRAINING LEGGINGS

BODY / INSIDE

Features a curve hugging design, a deep cellphone pocket on the side, an adjustable waist and a hidden pocket in the front waistband.

FIT	COMPRESSION
SIZES	W XS - XL

LOGO	CCM Heat-transfer label
CONTENT	78% recycled Polyester / 22% elastane interlock one side with light peach in 250g/m².
COLORS	Black (12), True Navy (T9)



BOOKING ONLY
FH051A
ATHLEISURE FLEECE HOODIE

BODY / INSIDE

The perfect hoodie with an updated fit for everyday use. A soft cotton fleece hood with brushed inside for extra coziness. Big and bold CCM print on sleeve and a smaller print on the chest showing you are part of the CCM family.

FIT	REGULAR	
SIZES	AD	S - 2XL
	YT	XS - XL

LOGO CCM printed logo

CONTENT 60% Cotton, 40% Polyester 300 gsm

COLORS Black (12)
 Classic Navy (227)
 Light Grey melange (221)
 Oat milk (201) Collegiate Royal (6U)
 Red Rodeo (230) Blanc de Blanc (108)



BOOKING ONLY
FCR51A
ATHLEISURE FLEECE CREWNECK

BODY / INSIDE

A great new relaxed fit crew with a soft cotton and brushed inside for extra coziness. Big and bold CCM logo print on the chest showing you are part of the CCM family.

FIT	REGULAR	
SIZES	AD	S - 2XL
	YT	XS - XL

LOGO CCM printed logo

CONTENT 60% Cotton, 40% Polyester 300 gsm

COLORS Black (12) Classic Navy (227)
 Light Grey melange (221)



BOOKING ONLY
PFP51A
ATHLEISURE FLEECE JOGGER

BODY / INSIDE

Our new jogger can be matched with all our amazing tops. The jogger has an updated fit and is made from a soft cotton fleece with a soft brushed inside and cuffed at bottom. There is a print on the left side pocket and draw cord at waist.

FIT	REGULAR	
SIZES	AD	S - 2XL
	YT	XS - XL

LOGO CCM printed logo

CONTENT 60% Cotton, 40% Polyester

COLORS Black (12)
 Light Grey melange (221)



BOOKING ONLY
TSS51A
ATHLEISURE SHORT SLEEVE TEE

BODY / INSIDE

Update your wardrobe with a great t-shirt that combines breathability and the comfort of cotton making it a perfect casual wear piece.

FIT	REGULAR	
SIZES	AD	S - 2XL
	YT	XS - XL

LOGO CCM printed logo

CONTENT 64% cotton, 36% Polyester jersey

COLORS Black (12)
 Classic Navy (227)
 Light Grey melange (221)
 Red Rodeo (230)
 Blanc de Blanc (108)



12
BLACK



201
OAT MILK



108
BLANC DE BLANC


BOOKING ONLY
FH051B
ATHLEISURE WOMEN'S FLEECE HOODIE

BODY /
INSIDE

The perfect hoodie with an updated women's fit for everyday use. A soft cotton fleece hood with brushed inside for extra coziness. Big and bold CCM print on sleeve and a smaller print on the chest showing you are part of the CCM family.

FIT	REGULAR
SIZES	W XS - XL

LOGO	CCM printed logo
CONTENT	60% Cotton, 40% Polyester
COLORS	Black (12) Oat milk (201) Blanc de Blanc (108)



221
LIGHT GREY
MELANGE

BOOKING ONLY
FCR51B
ATHLEISURE WOMEN'S FLEECE CREWNECK

BODY /
INSIDE

A great new relaxed fit crew with a soft cotton and brushed inside for extra coziness. Big and bold CCM logo print on the chest showing you are part of the CCM family.

FIT	REGULAR
SIZES	W XS - XL

LOGO	CCM printed logo
CONTENT	60% Cotton, 40% Polyester
COLORS	Light Grey Melange (221)



12
BLACK

BOOKING ONLY
PFP51B
ATHLEISURE WOMEN'S FLEECE JOGGER

BODY /
INSIDE

Our new jogger can be matched with all our amazing tops. The jogger has an updated fit adjusted for our CCM women and is made from a soft cotton fleece with a soft brushed inside and cuffed at bottom. There is a print on the left side pocket and draw cord at waist.

FIT	REGULAR
SIZES	W XS - XL

LOGO	CCM printed logo
CONTENT	60% Cotton, 40% Polyester
COLORS	Black (12)



12
BLACK



108
BLANC DE
BLANC

BOOKING ONLY
TSS51B
ATHLEISURE WOMEN'S SHORT SLEEVE TEE

BODY /
INSIDE

Update your wardrobe with a great t-shirt that combines breathability and the comfort of cotton making it a perfect casual wear piece.

FIT	REGULAR
SIZES	W XS - XL

LOGO	CCM printed logo
CONTENT	64% cotton, 36% Polyester
COLORS	Black (12), Blanc de Blanc (108)



12
BLACK



227
CLASSIC
NAVY



108
BLANC DE BLANC



6U
COLLEGIATE
ROYAL

BOOKING ONLY
HTR51A
ATHLEISURE MESHBACK TRUCKER

BODY /
INSIDE

New updated trucker fit with print on front panel and CCM taping on the inside.

SIZES	AD OSFA
--------------	---------

LOGO	CCM printed logo
CONTENT	56% recycled Polyester, 25% cotton, 17% Polyester, 2% PU elastane
COLORS	Black (12) Classic Navy (227) Blanc de blanc (108) Collegiate Royal (6U)



BOOKING ONLY
HPM51A
ATHLEISURE
POM KNIT

BODY / INSIDE New updated Pom Knit Fit, slightly shorter in height, with embroidery on fold up

SIZES	AD	OSFA
LOGO	CCM Embroidery	
CONTENT	100% Acrylic	
COLORS	Black (12) Oat milk (201)	Classic Navy (227) Collegiate Royal (6U)



BOOKING ONLY
HFL51A
ATHLEISURE
FLATBRIM CAP

BODY / INSIDE Our classic flatbrim cap has been refreshed with an embroidered CCM logo on the front panel.

SIZES	AD	OSFA
LOGO	CCM embroidered logo	
CONTENT	100% Cotton	
COLORS	Oat Milk (201)	Blanc de blanc (108)

HERITAGE COLLECTION



FHO50A
HERITAGE
HOODIE

BODY / INSIDE A great relaxed fit hoodie with a soft cotton and brushed inside for extra coziness. Big and bold CCM logo print on the chest showing you are part of the CCM family.

FIT	REGULAR		
SIZES	AD	S - 2XL	
	YT	S - XL	U6 - ATHLETIC GREY - ONLY
LOGO	CCM printed logo		
CONTENT	70% Cotton, 30% Polyester		
COLORS	Black (12) True Navy (T9) Blanc de blanc (108) Athletic grey (U6)		



TSS50A
HERITAGE
T-SHIRT

BODY / INSIDE Our classic essential t-shirt in a cotton blend is the perfect piece for working out or just lounging. This t-shirt is a staple in every players closet, you can't go wrong with the classic CCM style tee.

FIT	REGULAR		
SIZES	AD	S - 2XL	
	YT	S - XL	U6 - ATHLETIC GREY - ONLY
LOGO	CCM printed logo		
CONTENT	48% Cotton, 32% Rayon, 20% Polyester		
COLORS	Black (12) True Navy (T9) Blanc de blanc (108) Athletic grey (U6)		





SPEED FIT

Eiensidige

CM

SVEDESKA HOKKEYSÄLLSKAPET

SVEDESKA SPEL

6

INTEGRATED NECK GUARDS

WE HAVE GOT YOU (COMFORTABLY) COVERED.

EXPERIENCE GREAT PROTECTION WITHOUT COMPROMISE.

BNO certification visible at the back
Anti-snap and adjustable closure for secure, well-tailored fit.



Flat seams and soft liner for ultimate comfort
Collar and Bib-embedded cut-resistant material for neck and chest protection



Silicone anti-slip grips at the forearms keep elbow pads in place.

Cut resistant cuffs for wrist protection

TECH 001

PROTECTION

TACKS PRO TOP

DESIGNED FOR PRO-LEVEL PROTECTION, OUR TACKS PRO BASELAYER TOP FEATURES INTEGRATED A6 CUT-RESISTANT FABRIC AT THE NECK AND WRISTS TO GUARD AGAINST LACERATIONS IN HIGH-RISK ZONES. STRATEGIC RIB AND SHOULDER FOAM PADDING OFFERS IMPACT PROTECTION WITHOUT COMPROMISING MOBILITY, MAKING IT THE ULTIMATE BASE LAYER FOR HIGH-CONTACT PLAY.

TACKS PRO PANTS

DESIGNED FOR TOTAL LOWER BODY PROTECTION, THE TACKS PRO PANT FEATURES OUR INTEGRATED JOCK SYSTEM FOR SECURE SUPPORT, ALONG WITH CUT-RESISTANT ZONES ON THE INNER THIGHS AND BACK OF LEGS (A6 SR, A3 JR & YT), PROTECTING AGAINST SKATE LACERATIONS.

TECH 002

COMFORT

EXPERIENCE ELEVATED PERFORMANCE WITH OUR REDESIGNED HOCKEY BASE LAYER FEATURING A NEW NECK OPENING FOR ENHANCED COMFORT AND MOBILITY. THE UPDATED FIT REDUCES PRESSURE AND DISTRACTION, ALLOWING YOU TO STAY FOCUSED ON THE GAME.

TECH 003

BREATHABILITY

STAY COOL UNDER PRESSURE WITH OUR VENTILATED BACK AND AER-TEC THERMOREGULATION SYSTEM, DESIGNED TO MAXIMIZE AIRFLOW AND KEEP YOU DRY SHIFT AFTER SHIFT. STRATEGICALLY PLACED MESH ZONES AND THE AER-TEC INTEGRATION ENHANCE BREATHABILITY WITHOUT COMPROMISING COVERAGE, SO YOU STAY FOCUSED, FRESH AND READY TO MOVE.

A6 ANSI/ISEA LEVEL 6
Cut protection.
For even higher cutting loads.

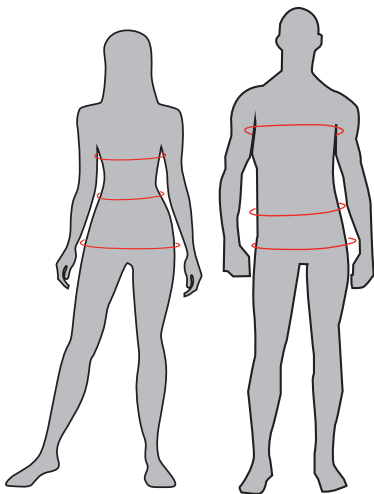
A3 ANSI/ISEA LEVEL 3
Cut protection.

ANSI/ISEA CUT PROTECTION	INTEGRATED NECK GUARD	BLTTKPRO				BLFTW26			BLTTK			BLTCCM26		
		SR	SR	JR	YT	SR	JR	YT	SR	JR	YT	SR	JR	YT
A3	COLLAR				●			●	●	●				
	WRIST			●	●		●	●						
A6	COLLAR	●	●	●		●	●							
	WRIST	●	●			●								

CUT PROTECTION RATINGS

ANSI / ISEA 105 LEVEL	CUT FORCE		HAZARD LEVEL
	(g min)	(g max)	
A3	1000	1499	LIGHT / MEDIUM
A4	1500	2199	MEDIUM
A5	2200	2999	MEDIUM / HIGH
A6	3000	3999	HIGH

- ANSI/ISEA standards for cut resistance classifications present a scale from A1 to A9 and outline level of protection with respect to cutting load force and estimated Hazard Levels.
- Level requirements are dependent on the activity taking place.
- On-ice sports like speed skating use A3 as a baseline.
- Our hockey-specific range of protection sits between A3 and A6.
- Your choice will depend on level of play, desired protection, and budget.
- Need a solid baseline protection? Choose our A3 Shirt.
- Going up against fast-paced and heavy opponents? Choose the PRO A6 Shirt.

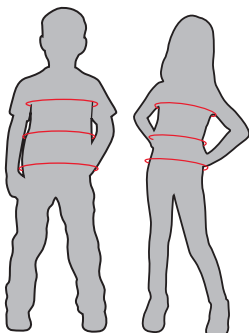


SR - MEN - BASE LAYER SIZING

SR	S	M	L	XL	2XL
----	---	---	---	----	-----

SR - WOMEN - BASE LAYER SIZING

WM	S	M	L	XL	2XL
----	---	---	---	----	-----



YOUTH - BASE LAYER SIZING

2025 SIZING	2XS	XS	S	M	L	XL
2026 UPDATED SIZING	YT - S/M	YT - L/XL	JR - S	JR - M	JR - L	JR - XL



NEW
BLTKPROEU
TACKS PRO CUT PROTECTION LONG
SLEEVE TOP
 WITH WRIST AND NECK GUARD

SIZES SR S - 2XL

BNQ, HECC, CE, UKCA Certifications
 ANSI Level 6
 Lower back protection D30® Zero back spine
 Foam rib and shoulder protector
 New neck opening
 AER-TEC Ventilation
 CCM logo gel application on elbow
 Anti-cut designed cuff
 Hoop & loops designed to avoid snagging hair

LOGO	Silicone
CONTENT	Main fabric: 86% polyester, 14% spandex Mesh: 93% polyester, 7% spandex Neck anti-cut: 55% UHMPWE, 20% polyester, 25% spandex Cuff anti-cut: 60% UHMPWE, 30% polyester, 10 % spandex
COLOR	Black (12)



NEW
BLTKEU
TACKS CUT PROTECTION
LONG SLEEVE TOP
 WITH WRIST AND NECK GUARD

SIZES SR S - 2XL
 JR S - XL
 YT S/M - L/XL

BNQ, HECC, CE, UKCA Certifications
 SR: ANSI Level 6
 JR: A6 collar, A3 wrist
 YT: ANSI Level 3
 New neck opening
 Anti-cut designed cuff
 Ventilated back
 Hoop & loops designed to avoid snagging hair

LOGO	Silicone
CONTENT	Main fabric: 86% polyester, 14% spandex Mesh: 93% polyester, 7% spandex A6 Neck anti-cut: 55% UHMPWE, 20% polyester, 25% spandex A6 Cuff anti-cut: 60% UHMPWE, 30% polyester, 10 % spandex A3 Neck anti-cut: 55% UHMPWE, 20% polyester, 25% spandex A3 Cuff anti-cut: 60% UHMPWE, 30% polyester, 10 % spandex
COLOR	Black (12)



NEW
BLFTW26EU **BOOKING ONLY**
FTW CUT PROTECTION
LONG SLEEVE TOP
 WITH WRIST AND NECK GUARD

SIZES SR S - 2XL
 JR S - XL
 YT S/M - L/XL

BNQ, HECC, CE, UKCA Certifications
 SR: ANSI Level 6
 JR: A6 collar, A3 wrist
 YT: ANSI Level 3
 New neck opening
 Anti-cut designed cuff
 Ventilated back
 Hoop & loops designed to avoid snagging hair
 YT only feature: green colored sleeves

LOGO	Silicone
CONTENT	Main fabric: 86% polyester, 14% spandex Mesh: 93% polyester, 7% spandex A6 Neck anti-cut: 55% UHMPWE, 20% polyester, 25% spandex A6 Cuff anti-cut: 60% UHMPWE, 30% polyester, 10 % spandex A3 Neck anti-cut: 55% UHMPWE, 20% polyester, 25% spandex A3 Cuff anti-cut: 60% UHMPWE, 30% polyester, 10 % spandex
COLOR	Black (12)



NEW
BLTCCM26
CCM LONG SLEEVE TOP
 WITH NECK GUARD

SIZES SR S - 2XL
 JR S - XL
 YT S/M - L/XL

BNQ, HECC, CE, UKCA Certifications
 ANSI Level 3
 New soft & comfortable polyester
 Comfortable neck protection
 Athletic fit
 Hoop & loops designed to avoid snagging hair

LOGO	Silicone
CONTENT	88% Polyester, 12% Spandex A3 Neck anti-cut: 55% UHMPWE, 20% polyester, 25% spandex
COLOR	Black/Printed design Grey Black/ Printed design red



NEW

**BLPTKPROEU
TACKS PRO CUT PROTECTION
BASE LAYER PANT WITH JOCK**

SIZES	SR	S - 2XL
	JR	S - XL
	YT	S/M - L/XL

SR: ANSI Level 6 to protect inside thighs and back of leg
 JR - YT: ANSI Level 3
 Integrated new CCM Jock
 AER-TEC Ventilation
 New belt construction
 TACKS hoop and loops tabs
 Short inseam to reduce bunching in the pant 27 inches (SR only)
 Gel application in front of the leg



LOGO	Silicone
CONTENT	86% polyester, 14% spandex Mesh: 90% polyester, 10% spandex A6 Anti-cut: 60% UHMWPE, 30% polyester, 10 % spandex A3 Anti-cut: 60% UHMWPE, 30% polyester, 10 % spandex
COLOR	Black (12)



NEW

**BLPFTW26EU BOOKING ONLY
FTW CUT PROTECTION BASE LAYER
PANT WITH JILL**

SIZES	SR	S - 2XL
	JR	S - XL
	YT	S/M - L/XL

SR: ANSI Level 6 to protect inside thighs and back of leg
 JR - YT: ANSI Level 3
 Integrated new CCM Jill
 New waistband protection
 AER-TEC Ventilation
 TACKS hoop and loops tabs
 Short inseam to reduce bunching in the pant 24 inches (SR only)
 Gel application in front of the leg



LOGO	Silicone
CONTENT	86% POLYESTER, 14% SPANDEX Mesh: 90% polyester, 10% spandex A6 Anti-cut: 60% UHMWPE, 30% polyester, 10 % spandex A3 Anti-cut: 60% UHMWPE, 30% polyester, 10 % spandex
COLOR	Black (12)



NEW

**BLPCCM26
CCM BASE LAYER PANT**

SIZES	SR	S - 2XL
	JR	S - XL
	YT	S/M - L/XL

Integrated new CCM Jock
 New soft & comfortable polyester

LOGO	Silicone
CONTENT	88% polyester, 12% spandex
COLOR	Black (12)



NEW

**BLTGTKPREU
TACKS PRO GOALIE PROTECTION
LONG SLEEVE TOP**

SIZES	AD	S - 2XL
-------	----	---------

CE, UKCA Certifications
 ANSI Level 6 cut protection on wrists
 New D30® Diablo on AC Joint & Clavicle
 Foam padding on ribs and biceps
 Fully meshed back
 Anti-cut designed cuff
 Better range of motion with self conforming foams
 Athletic fit

LOGO	Silicone
CONTENT	Main fabric: 86% polyester, 14% spandex Mesh: 93% polyester, 7% spandex Cuff anti-cut: 60% UHMWPE, 30% polyester, 10 % spandex
COLOR	Black (12)



**TGP2BA
PADDED GOALIE
LONG SLEEVE TOP**

- Breathable mesh
- Locker room hook
- Odor resistant
- Padded protection zones
- Writable name/ number heat transfer

SIZES		YT	S - XL
LOGO	Heat-transfer		
CONTENT	Body Content: 85% Polyester / 15% Spandex Mesh Content: 90% Polyester / 10% Spandex		
COLOR	Black (12)		



**TLSCP5B
CUT PROTECTION BASELAYER LONG
SLEEVE TOP
WITH WRIST PROTECTION**

- ANSI Level 6 Cut protection at the wrists
- Silicone grip at forearm
- Moisture wicking fabric
- Odor resistant
- Performance fit - Fitted arms and chest, relaxed torso

SIZES		AD	S - 2XL
		YT	S - XL
LOGO	Front: Embroidery Back: Silicone gel		
CONTENT	86% Polyester, 14% Spandex Mesh: 90% Polyester / 10% Spandex Anti cut: 66% (UHMWPE + SSW) + 32% Polyester + 2% Spandex		
COLOR	Black (12)		



**TLS3BA
PERFORMANCE
LONG SLEEVE TOP**

- Absorb
- Evaporate
- Regulate body heat
- 4-way stretch with strategic venting zones
- AER-TEC
- Moisture wicking

SIZES		AD	S - 2XL
		YT	XS - XL
LOGO	Heat-transfer		
CONTENT	86% Polyester 14% Spandex 186g/m ² + 90% Polyester 10% Spandex mesh 120g/m ² ,		
COLOR	Black (12)		



**TSS3BA
PERFORMANCE
SHORT SLEEVE TOP**

- Absorb
- Evaporate
- Regulate body heat
- 4-way stretch with strategic venting zones
- Moisture wicking

SIZES		AD	S - 2XL
LOGO	Heat transfer		
CONTENT	86% Polyester 14% Spandex 186g/m ² + 90% Polyester 10% Spandex mesh 120g/m ²		
COLOR	Black (12)		



PCM3BM PERFORMANCE PANT

Absorb
Evaporate
Regulate body heat
4-way stretch with strategic venting zones
AER-TEC
Moisture wicking

LOGO	SIZES	
	AD	S - 2XL
Heat-transfer	YT	XS - XL
CONTENT	86% Polyester 14% Spandex 186g/m ² + 90% Polyester 10% Spandex mesh 120g/m ²	
	90% Polyester 10% Spandex mesh 120g/m ²	
COLOR	Black (12)	



PCP5BA CUT PROTECTION BASE LAYER PANT WITH GEL/JOCK/HOOK & LOOP FASTENER TABS

ANSI Level 6 Cut protection from heel to mid-calf
Integrated Jock or Jill (cup included)
Silicone at the shins
Moisture wicking fabric
Odor resistant

LOGO	SIZES	
	AD	S - 2XL
Front: Embroidery	YT	S - XL
CONTENT	86% Polyester, 14% Spandex Mesh: 90% Polyester / 10% Spandex Anti cut: 66% (UHMWPE + SSW)+ 32% Polyester + 2% Spandex	
	Anti cut: 66% (UHMWPE + SSW)+ 32% Polyester + 2% Spandex	
COLOR	Black (12)	



SCJ2BA SHORT WITH JOCK/TABS

Anatomical fit
Breathable mesh
Locker room hook
Odor resistant
Writable name / Number heat transfer label

LOGO	SIZES	
	AD	S - XL
Heat-transfer	YT	S - XL
CONTENT	85% Polyester / 15% Spandex	
	85% Polyester / 15% Spandex	
COLOR	Black (12)	



SCM3BA PERFORMANCE SHORT

Absorb
Evaporate
Regulate body heat
4-way stretch with strategic venting zones
AER-TEC
Moisture wicking

LOGO	SIZES	
	AD	S - 2XL
Heat-transfer	YT	S - 2XL
CONTENT	86% Polyester 14% Spandex 186g/m ² + 90% Polyester 10% Spandex mesh 120g/m ²	
	90% Polyester 10% Spandex mesh 120g/m ²	
COLOR	Black (12)	



B1P2BA ONE PIECE UNDERWEAR

BODY/
INSIDE One-piece integrated design,
straight set in sleeves, center
front zipper, round neck



LOGO	SIZES	
	AD	S - 2XL
CCM Screen print	JR	XS - 2XL
CONTENT	100% Polyester	
	100% Polyester	
COLORS	Black (12)	



TLSCP5BW BOOKING ONLY
CUT PROTECTION BASELAYER LONG SLEEVE TOP WITH WRIST GUARD

- ANSI Level 6 Cut protection at the wrists
- Silicone grip at forearm
- Moisture wicking fabric
- Odor Resistant
- Performance fit - Fitted arms and chest, relaxed torso

	SIZES	AD	XS - XL
LOGO	Front: Embroidery Back: Silicone gel		
CONTENT	86% Polyester, 14% Spandex Mesh: 90% Polyester / 10% Spandex Anti cut: 66% (UHMWPE+SSW) + 32% Polyester + 2% Spandex		
COLOR	Black (12)		

BOOKING ONLY



PCP5BWA
CUT PROTECTION BASELAYER PANT WITH GEL/JILL/HOOK & LOOP FASTENER TABS

- ANSI Level 6 cut protection from heel to mid-calf
- Integrated Jock or Jill (cup included)
- Silicone at the shins
- Moisture wicking fabric
- Odor resistant

	SIZES	AD	XS - XL
LOGO	Front: Embroidery		
CONTENT	86% Polyester, 14% Spandex Mesh: 90% Polyester / 10% Spandex Anti cut: 66% (UHMWPE+SSW) + 32% Polyester + 2% Spandex		
COLOR	Black (12)		



SCL2BA
SHORT WITH JILL/TABS

- Breathable mesh
- Locker room hook
- Odor resistant
- Includes pelvic protector
- Writable name/ number heat transfer label

	SIZES	AD	XS - XL
LOGO	Heat transfer		
CONTENT	85% Polyester / 15% Spandex		
COLOR	Black (12)		



MURPHY

7

3

CCM

CCM

CCM

FTW

JETSPED

CCM

TRAVEL BAGS





BACK



INSIDE

NEW BOOKING ONLY

BJTSDUFF TRAVEL DUFFLE BAG

SIZES 22" X 11" X 10"

FEATURES

- Easily fits on carry-on strap
- Adjustable shoulder strap with cushioning
- Padded laptop compartment
- Smart inside compartments
- Two top handles
- Main zipper YKK
- CCM key chain included

CONTENT

100% polyester with PU backing

COLOR

Black (12)



BACK



INSIDE

NEW BOOKING ONLY

BJTSBP TRAVEL BACKPACK

SIZES 20" X 12" X 8"

FEATURES

- Easily fits on luggage handle
- Hidden passport compartment
- Laptop and smart inside compartments
- Molded back panel with CCM embellishment
- Waterbottle pocket
- CCM key chain included
- Side and top handles for easy carry
- Easy to embellish

CONTENT

100% polyester with PU backing

COLOR

Black (12)



FRONT



BACK



INSIDE

NEW BOOKING ONLY

BJTSCO CARRY-ON LUGGAGE

SIZES 20" X 14" X 9"

FEATURES

- Fits all airlines carry-on size requirements
- 2x heavy duty all terrain wheels
- Red telescopic handle with white CCM logo engraved
- 3-level locking aluminium trolley handle
- 3 organizer pockets and one main compartment
- Padded side and top handles
- Molded CCM logo on the back
- Easy to embellish front panel
- Main zipper YKK
- CCM key chain included

CONTENT

100% polyester with PU backing

COLOR

Black (12)



B580W37 WHEELED PLAYER BAG

SIZES 37" - 37" X 18" X 16"
(175L)

- FEATURES**
- 2x heavy duty all terrain wheels
 - Compartments & Organization
 - Removable skates/helmet dividers
 - Stick sleeve
 - Fast pocket for personal items
 - Outside "wet" side pocket with mesh ventilation
 - Interior Accessories pockets
 - Telescopic Handle
 - Side mesh paneling
 - Main Zipper YKK
 - U Shape opening
 - Blade pocket
 - ID pocket

LOGO	REFLECTIVE Reflective piping
CONTENT	Tarpaulin 70% PVC + 30% Polyester High density 600D 100% Polyester with PVC coating Contrast lining grey 210D Polyester 100% Polyester
COLOR	Black (12)



B55037 CARRY PLAYER BAG

SIZES 37" - 37" X 18" X 16"
(175L)

- FEATURES**
- Removable skates/helmet dividers
 - Stick sleeve
 - Fast pocket for personal items
 - Outside "wet" side pocket with mesh ventilation
 - Interior Accessories pockets
 - Blade pocket
 - ID pocket
 - Tone on Tone Webbing
 - Side mesh paneling
 - Main Zipper YKK
 - U Shape opening

LOGO	REFLECTIVE Reflective piping
CONTENT	Tarpaulin 70% PVC + 30% Polyester High density 600D 100% Polyester with PVC coating Contrast lining grey 210D Polyester 100% Polyester
COLOR	Black (12)



B570W37 WHEELED PLAYER BAG

SIZES 37" - 37" X 18" X 16"
(175L)

- FEATURES**
- Removable skates/helmet dividers
 - Fast pocket for personal items
 - Outside "wet" side pocket with mesh ventilation
 - Inside Accessories pockets
 - ID pocket
 - Side mesh paneling
 - Telescopic Handle
 - Main Zipper YKK
 - U Shape opening

LOGO	REFLECTIVE Reflective piping
CONTENT	Tarpaulin 70% PVC + 30% Polyester High density 600D 100% Polyester with PVC coating Contrast lining grey 210D Polyester 100% Polyester
COLOR	Black (12)



B54037 CARRY PLAYER BAG

SIZES 37" - 37" X 18" X 16"
(175L)

- FEATURES**
- Removable skates/helmet dividers
 - Fast pocket for personal items
 - Outside "wet" side pocket with mesh ventilation
 - Inside Accessories pockets
 - ID pocket
 - Side mesh paneling
 - Main Zipper YKK
 - U Shape opening

LOGO	REFLECTIVE Reflective piping
CONTENT	High density 600D 100% Polyester with PVC coating Contrast lining grey 210D Polyester 100% Polyester
COLOR	Black (12)



B520W32 / B520W37 WHEELED PLAYER BAG

SIZES 32" - 32" X 16" X 14"
(115L)
37" - 37" X 18" X 16"
(175L)

- FEATURES**
- 2x heavy duty all terrain wheels
 - Telescopic Handle
 - Side mesh paneling
 - Skate pockets
 - Laundry loop
 - ID pocket
 - Main Zipper YKK
 - Straight Opening

LOGO CCM WHITE
Reflective piping

CONTENT High density 600D 100% Polyester
with PVC coating
Contrast lining grey
210D Polyester 100% Polyester

COLOR Black (12)



B51032 / B51037 CARRY PLAYER BAG

SIZES 32" - 32" X 16" X 14"
(115L)
37" - 37" X 18" X 16"
(175L)

- FEATURES**
- Side mesh paneling
 - Skate pockets
 - Laundry loop
 - ID pocket
 - Main Zipper YKK
 - Extra mesh bag

LOGO CCM WHITE
Reflective piping

CONTENT High density 600D 100% Polyester
with PVC coating
Contrast lining grey
210D Polyester 100% Polyester

COLOR Black (12)

BAG COMES WITH
A MESH BAG



BACK



B590W WHEELED PLAYER BACKPACK

SIZES 17" X 18" X 25"
(125L)

- FEATURES**
- 2x heavy duty all terrain wheels
 - Inside Skate pockets
 - Fast pocket on the front
 - Small accessory pockets on the inside
 - Wet pocket in front flap
 - Stick sleeve (fits 1)
 - ID pocket
 - Telescopic Handle
 - Hideaway backpack straps
 - Main Zipper YKK
 - U Shape Opening

LOGO CCM WHITE
Reflective piping

CONTENT High density 600D 100% Polyester
with PVC coating
Contrast lining grey
210D Polyester 100% Polyester

COLOR Black (12)

FRONT



B5COREW30 / B5COREW37 WHEELED PLAYER BAG

SIZES 32" - 32" X 16" X 14"
(175L)
37" - 37" X 18" X 16"
(175L)

- FEATURES**
- 2x heavy duty all terrain wheels
 - Accessories pocket
 - ID pocket
 - Straight opening
 - Removable pocket for printing
 - Main Zipper YKK
 - Straight opening

LOGO CCM WHITE
Reflective

CONTENT High density 600D 100% Polyester
with PVC coating
Contrast lining grey
210D Polyester 100% Polyester

COLOR Black (12)



BT PRO32 PRO TEAM BAG

SIZES 32" L X 20" H X 15" W
(VOLUME: 9,600 INCH³)

MATERIALS Pro heavy-duty water-resistant tarpaulin.

ACCESSORIES Internal mesh accessory pocket with zipper / Player ID pocket

EXTERIOR Both side panels blank so you can proudly display your team logo.

COLORS Black/White

HANDLES Reinforced webbed side and end handles.



NEW
**B5CORE32 / B5CORE37
CARRY
PLAYER BAG**

SIZES 32" - 32" X 16" X 14"
(115L)
37" - 37" X 18" X 16"
(175L)

- FEATURES**
- Accessories pocket
 - ID pocket
 - Straight opening
 - Removable pocket for printing
 - Main Zipper YKK
 - Straight opening

LOGO CCM WHITE Reflective

CONTENT High density 600D 100% Polyester with PVC coating
Contrast lining grey
210D Polyester 100% Polyester

COLOR Black (12)



BDF32A TRAVEL DUFFLE BAG

SIZES 21.5" L X 12" H X 11" W
(VOLUME: 45 L)

MATERIALS 900D Polyester/PU construction

COLORS Black

COMPARTMENTS Inside compartments and accessory pockets. Includes a toiletry bag. Fits as a carry on.

HANDLES Easily fixed on a luggage handle, adjustable and removable crossbody strap with branded padding and a comfortable round handle. It can be used as a handbag, shoulder bag and crossbody bag.



BSPORT SPORT BAG

SIZES 24" L X 13" H X 12" W
(VOLUME: 3,744 INCH³)

MATERIALS 600D Polyester construction.

ACCESSORIES Player ID pocket

COMPARTMENTS One main compartment + oversized end pockets.

COLORS Black

HANDLES Webbed handle with padded Uni-Grip + removable and adjustable shoulder strap.



BPREMBP PREMIUM BACKPACK

SIZES 13" W X 19" H X 6.5" D

MATERIALS Premium tarpaulin & 840D ripstop Polyester construction.

EXTERIOR Large front panel blank so you can proudly display your team logo.

COMPARTMENTS Spacious main compartment + padded side laptop pocket + accessory pocket.

ACCESSORIES Padded straps and back.

ACCESSORIES Internal mesh accessory pocket with zipper + two side water bottle pockets

COLORS Black



BTMBP18 TEAM BACKPACK

SIZES 12" W X 19" H X 7.5" D

MATERIALS	600D ripstop Polyester construction.	HANDLE	Padded straps and back.
COMPARTMENTS	Spacious main compartment + accessory pockets.	LOGO	Front panel blank so you can proudly display your team logo.
INTERIOR	Padded laptop sleeve.	COLORS	Black



BSHOWR SHOWER BAG

SIZES 10.75" L X 4.5" H X 5" W

MATERIALS	Pro heavy-duty water-resistant tarpaulin.	COLOR	Black
COMPARTMENTS	Mesh pocket inside.		



BPUCKD DELUXE PUCK BAG

SIZES 11" L X 13" H X 9" W

MATERIALS	1680D Polyester construction with foam-insulated liner.	HANDLES	Adjustable & removable strap with non-slip foam pad.
COMPARTMENTS	Holds approximately 60 pucks.	COLORS	Black



BTMSTW TEAM WHEELED STICK BAG

SIZES 77" L X 10" H X 15" W

MATERIALS	Heavy-duty water-resistant tarpaulin.	HANDLES	Easy-to-carry strap.
WHEELS	All-terrain wheels.	COLORS	Black
COMPARTMENTS	Holds 70+ player sticks.		



BSTICKA STICK BAG

SIZES 74" L X 14.5" H

MATERIALS	Heavy-duty Polyester.	HANDLES	Easy-to-carry strap.
COMPARTMENTS	Holds 2 sticks.	COLORS	Black



**PACWG
COMFORT
WRIST GUARD**

- FEATURES
- ANSI Level 4 Cut resistant material
 - Soft interior / French terry finish

SIZES	OSFA	\$
LOGO	Embroidery	
CONTENT	60% Cotton 20% (UHMWPE+SSW) 10% Rubber/ 10% Polyester	
COLOR	Black (12)	



**PAGB
GARTER BELT**

- FEATURES
- Extra durable thigh straps with double stitching
 - 2.5" heavy duty stretch with adjustable Hook & Loop Fastener waistband.
 - Robust rubber hooks with adjustable metal fasteners.

SIZES	SR OSFA
	JR OSFA
LOGO	Jacquard Logo on the elastic
CONTENT	80% Nylon / 20% Rubber Trimming not included
COLOR	Black (12)



**PASUSP2
SUSPENDERS**

- FEATURES
- 0.5" Heavy duty adjustable elastic band.
 - New improved robust rubber hooks.
 - Three independent loops.

SIZES	SR OSFA
	JR OSFA
LOGO	N/A
CONTENT	80% Nylon / 20% Rubber Trimming not included
COLOR	Black (12)



**PASHGS
SHIN GUARD
STRAPS**

- FEATURES
- 2" heavy duty elastic band.
 - Long hook & loop fastener attachment for customized fit.
 - Four straps included
 - Two different length straps for upper and lower part of shin guard

SIZES	SR OSFA
	JR OSFA
LOGO	CCM jacquard logo on the elastic
CONTENT	80% Nylon / 20% Rubber Trimming not included
COLOR	Black (12)



**SALBPROT
LACE BITE PROTECTOR**

- FEATURES
- Soft Polyester sleeve with PU gel pad helps prevent lace bite.
 - Ergonomic gel pad shape for a better fit and increased comfort.

SIZES	SR OSFA
LOGO	CCM screen print
CONTENT	80% Nylon / 20% Rubber Trimming not included
COLOR	Black (12)



ACJEU DELUXE SUPPORT WITH CUP

FEATURES

- High level performance cup for maximum comfort
- 2.5" heavy duty stretch waistband
- Extra durable 1" thigh straps with double stitching
- Durable hook & loop fastener pouch for cup stability

SIZES SR, JR, YT

LOGO	CCM jacquard logo on the elastic
CONTENT	100% Polyester Elastic: 80% Nylon / 20% Rubber Trimming not included
COLOR	Black (12)



PAJILL JILL PELVIC PROTECTOR

FEATURES

- High level performance pelvic protector.
- 2.5" knitted elastic waistband.
- Extra durable 1" thigh straps with double stitching.

SIZES SR S, M, L, XL

LOGO	CCM jacquard logo on the elastic CCM Screen print on pelvic piece
CONTENT	80% Nylon / 20% Rubber Trimming not included
COLOR	Black (12)



ACJCEU JOCK 3 IN 1 COMBO

FEATURES

- High level performance cup for maximum comfort
- 2.5" heavy duty stretch waistband
- Extra durable 1" thigh straps with double stitching
- Robust rubber hooks with adjustable metal fasteners
- Durable hook & loop fastener pouch for cup stability

SIZES SR, JR, YT

LOGO	CCM jacquard logo on the elastic
CONTENT	80% Nylon / 20% Rubber Trimming not included
COLOR	Black (12)



PAJ31PRO PRO JOCK 3 IN 1

FEATURES

- Cup with soft liner hard shell. Offers maximum protection & comfort around groin
- 2.5" heavy duty stretch waistband. Provides better support & comfort
- Extra durable 1" thigh straps with double stitching.
- Robust rubber hooks with adjustable metal fasteners.

SIZES SR S, M, L

LOGO	CCM jacquard logo on the elastic CCM Screen print at front piece
CONTENT	100% Polyester Elastic: 80% Polyester / 20% rubber Exclusive of trimmings
COLOR	Black (12)



PAJPRO PRO JOCK STRAP

FEATURES

- Cup with soft liner hard shell. Offers maximum protection & comfort around groin
- 2.5" heavy duty stretch waistband. Provides better support & comfort
- Extra durable 1" thigh straps with double stitching

SIZES SR S, M, L

LOGO	CCM jacquard logo on the elastic CCM Screen print at front piece
CONTENT	100% Polyester Elastic: 80% Polyester / 20% rubber Exclusive of trimmings
COLOR	Black (12)



NEW
NGCCM26EU
CUT RESISTANT
NECK GUARD

- FEATURES**
- BNQ, HECC, CE, UKCA Certifications
 - ANSI Level 6
 - Comfortable & flexible
 - Soft liner to prevent skin irritation
 - Adjustable hook & loop fastener
 - Velcro designed to avoid snagging hair

SIZES	SR - L/XL	\$
	JR - S/M	\$

CONTENT 86% polyester, 14% spandex
 Anti-cut: 55% UHMPWE, 20% polyester, 25% spandex

COLOR Black (12)



ACNGPRO
CCM PRO NECK GUARD

ANSI Level 2
 Cut Resistant Material



FIT	SOFT TWO-PIECE CONSTRUCTION	Offers a high level of comfort and freedom of movement.
MATERIAL	DYNEEMA CUT RESISTANT MATERIAL	Helps prevent injuries from cuts while, increasing breathability.
ADJUSTABLE	ADJUSTABLE VELCRO† STRAP WITH ARM LOOP	Provides easy and secure custom fit
CERTIFICATION	CE-APPROVED CERTIFIED PROTECTION	
COLOR BLACK, WHITE		



ACNGX30
CCM X30 NECK GUARD

ANSI Level 4
 Cut Resistant Material

MATERIAL	BIG FRONT PLATE FOR EXTRA PROTECTION	Offers a high level of comfort and freedom of movement
ADJUSTABLE	SOFT VELCRO† ADJUSTABLE NECKGUARD	Helps prevent injuries from cuts while, increasing breathability
CERTIFICATION	CE-APPROVED CERTIFIED PROTECTION	Prevents from skin irritation
COLOR BLACK		



ACGOALCCM
STREET HOCKEY
GOAL

SIZES
 72" W X 48" H X 30" D
 54" W X 44" H X 20" D

CONSTRUCTION	Welded steel tube, rigid construction
LOOPS	Welded metal loops, easy and fast to thread net
PAINT	Powder coating finish resists various weather conditions
NET	Durable mesh net Easy assembly, no tools required



ACTUTOICE
ICE SHOOTER
TUTOR

SIZES 72" W X 48" H

CONSTRUCTION	Heavy duty polyester with pvc backing construction
STRAPS	Bungee cords for durability
DESIGN	5-Hole design with 4 mesh pockets



ACMINICCM
CCM MINI HOCKEY
SET

CONSTRUCTION	Durable construction
SHAPE	Top shelf pro style mini net
NET	Sleeve netting for easy and fast assembly
INCLUDED	2 mini goals, 2 sticks, 1 ball



WHITE



CARRY CASE INCLUDED




BLUE

MG3DGRD 3D GUARD CUSTOM MOUTHGUARD



SIZES OSFA (OVER 5')

TECHNOLOGY	CRUMPLE ZONE TECHNOLOGY	Stronger than standard EVA Mouthguard for maximum impact absorption. Perforated design to drink without removing the guard.
THICKNESS	1.6MM ON THE INSIDE - 2.4MM ON THE OUTSIDE TO PUT PROTECTION WHERE NEEDED, AND COMFORT WHERE DESIRED.	
PERFORMANCE	RE-ENGINEERED PERFORATIONS TO STRENGTHEN	
FIT	CUSTOM-FITTED IN UNDER 5 MINUTES WITH THE OPTION TO RE-MOLD FOR THE ULTIMATE FIT. MAY BE USED WITH BRACES (MUST BE FIT BY A DENTIST).	
CERTIFICATION	WHITE, BLUE	



WHITE

RED

MGAERGRD AERO CUSTOM MOUTHGUARD



SIZES L (OVER 6')
M (5' - 6')
S (UNDER 5')

TECHNOLOGY	CRUMPLE ZONE TECHNOLOGY	Stronger than standard EVA Mouthguard for maximum impact absorption
THICKNESS	1.6MM - 50% THINNER THAN STANDARD EVA MOUTHGUARD FOR IMPROVED COMFORT	
PERFORMANCE	RE-ENGINEERED PERFORATIONS TO STRENGTHEN	
FIT	CUSTOM-FITTED IN UNDER 2 MINUTES WITH THE OPTION TO RE-MOLD FOR THE ULTIMATE FIT. M AND L MAY BE USED WITH BRACES (MUST BE FIT BY A DENTIST).	
CERTIFICATION	WHITE, RED	



CARRY CASE INCLUDED
(CAN BE USED WITH TETHER STILL ATTACHED)

MG3DGRD TETHER MOUTHGUARD



SIZES YOUTH OSFA

TECHNOLOGY	CRUMPLE ZONE TECHNOLOGY	Stronger than standard eva mouthguards for max impact absorption.
THICKNESS	2.0 MM THICKNESS WITH DIFFUSIX TECHNOLOGY	Ultra-thin with patented perforation pattern distributes impact force over larger areas, for less risk of dental injury, and allows you to drink while wearing.
PERFORMANCE	TALK. BREATHE. DRINK.™	Connect to your helmet to prevent loss. With breakaway tether strap and storage case without having to remove from helmet.
FIT	SUPERIOR COMFORT, PRE-FORMED & REMOLDABLE	Easily moldable for a fast, custom fit. Ideal size for smaller mouths and children (up to 5'/150cm tall).
CERTIFICATION	WHITE	



ACBOTTLE
WATER BOTTLE
700 ML



NEW
ACBOTTLE26
WATER BOTTLE

FEATURES	Squeeze bottle Silicone straw included BPA free 1000ml
CONTENT	100% polypropylene
COLOR	Black (12)



NEW
STGRP26
STICK GRIPS

SIZES 1400mm L X 250mm W

FEATURES

- Great grip and feel
- Fits all hockey sticks
- Improves grip during stickhandling
- Designed for superior control and slip-resistant touch
- 20 session usage per roll

CONTENT PU Grip

COLOR Black (12), Navy (09), Red (05), White (01)



SS3756
SHOWER SANDAL

SIZES AD S (7), M (9), L (11), XL (13)

BODY

Made from lightweight EVA foam in the soles for unparalleled comfort, this quick-dry shower sandal was designed to wear in the locker room.

CONTENT Upper 100% Polyester / Sole VA foam

OTHER MOQ 6 units (same sizes / color)

LOGO

Printed CCM logo

COLOR

Black (12)



ACSTEP
CCM EASY STEP

SIZES OSFA

MATERIAL Hard PE material for long-term durability

LOGO CCM logo prints

ADJUSTMENT Easy length adjustment system for custom fit


SALES LOT 25 Pairs

FIT Compatible with all skate blades and holders




ACLOOP
LAUNDRY BELT

SALES LOT * 50 PER PACK



ACGUPSG
SKATEGUARD PSG 1 BK

SIZES OSFA
SALES LOT 25 PAIRS



ACGUPSG
SKATEGUARD PSG 1 MIX

SIZES OSFA
SALES LOT 25 PAIRS

*MIXED COLORS



ACGUUNI
SKATEGUARD UNI #1 MIX

SIZES OSFA
SALES LOT 25 PAIRS



ACBOARD COACHING BOARD

SIZE 350mm X 250mm

FEATURES Full ice on one side and half ice on the other side.
Metal clip with pen



SOSKGRD PREMIUM SKATE GUARDS

SIZES SR S, M, L

FEATURES

Inner molded eva foam and impregnated liner to hold blade safely and securely in place and prevent excess water building / rusting. Durable elastic band for universal fit.

LOGO Screen print pvc free logo

CONTENT 100% coated Nylon
Insulation : Eva Foam
Trimming not included

COLOR Black (12)



SOPLSOAK PREMIUM SOAKERS

SIZES SR S, M, L

FEATURES

Reinforced liner and outer polypropylene web band for blade protection. Inner terry liner to absorb excess water. Durable elastic band for universal fit.

LOGO Screen print pvc free logo

CONTENT 100% coated Nylon
Insulation : Eva Foam
Polypropylen

COLOR Black (12), Red (05), Royal (09)

LWXLACE WAXED MOLDED TIP LACES


SIZES 72", 84", 96", 108", 120", 130"

• WAXED, WIDE, MOLDED-TIP LACES

YOUTH 3	72" - 182 CM
JUNIOR 3	72" - 182 CM
JUNIOR 3,5 - 5,5	84" - 213 CM
SENIOR 5,5 - 7	96" - 244 CM
SENIOR 7 - 9	108" - 274 CM
SENIOR 9 - 11	120" - 305 CM
SENIOR 11 - 13	130" - 330 CM

CONTENT 100% Polyester

COLORS 01/12 - White / Black
12/01 - Black / White



LNWXLACE NON WAXED LACES MOLDED TIP

SIZES 72", 84", 96", 108", 120", 130"

• NON-WAXED, WIDE, MOLDED-TIP LACES

YOUTH 3	72" - 182 CM
JUNIOR 3	72" - 182 CM
JUNIOR 3,5 - 5,5	84" - 213 CM
SENIOR 5,5 - 7	96" - 244 CM
SENIOR 7 - 9	108" - 274 CM
SENIOR 9 - 11	120" - 305 CM
SENIOR 11 - 13	130" - 330 CM

CONTENT 100% Polyester

COLORS 01/12 - White / Black
12/01 - Black / White





NEW
SSFLT
TACKS KNEE
HOCKEY SOCKS

- FEATURES
- ANSI Level 6 Cut Protection
 - Cushioned heel & toes
 - Jacquard lace bite protector integrated

SIZES	JR	S/P	US 2-4 / EU 33-35
	SR	M/M	US 5-7 / EU 36-40
	SR	L/G	US 8-10 / EU 41-44
	SR	XL/TG	US 11-13 / EU 45-48

CONTENT	37% Nylon, 36% Cotton, 9% Polyester, 8% Defin, 8% Rubber, 2% Spandex
COLOR	Grey (14)



SSPTCMPK
COMPRESSION KNEE SOCK

- FEATURES
- Fully fashion seam at the cuff & heel
 - Arch support
 - High compression
 - Heel support
 - Calf support
 - High compression at the top of the foot
 - Sweat wicking
 - Water resistant
 - 3D knitting
 - Made to stay up
 - Left & right indications

SIZES	S/P	US 2-4 / EU 33-35
	M/M	US 5-7 / EU 37-40
	L/G	US 8-10 / EU 41-44
	XL/TG	US 11-13 / EU 45-47

LOGO	Jacquard CCM logo at the cuff
-------------	-------------------------------

CONTENT	78% Nylon, 12% Rubber, 5% Polyester, 5% Spandex
----------------	---

COLOR	Black (12) / Red (05)
--------------	-----------------------



SSPLCMPK
COMPRESSION KNEE SOCK

- FEATURES
- Fully fashion seam at the cuff & tarik
 - Arch support
 - Medium compression
 - Calf support
 - Moisture wicking
 - Resistant
 - Made to stay up
 - 3D knitting

SIZES	S/P	US 2-4 / EU 33-35
	M/M	US 5-7 / EU 37-40
	L/G	US 8-10 / EU 41-44
	XL/TG	US 11-13 / EU 45-47

LOGO	Jacquard CCM logo at the cuff
-------------	-------------------------------

CONTENT	70% Nylon, 15% Rubber, 10% Polyester, 5% Spandex
----------------	--

COLOR	Black (12) / Grey Red (05)
--------------	----------------------------



SSPLCT5K
CUT PROTECTION KNEE SOCK

- FEATURES
- Over the calf sock, designed to stay up, anti-cut material
 - ANSI ASTIM A3
 - 3 areas of high compression: arch support, top of the socks, under the ankle
 - Comfortable
 - Breathable
 - Sweat wicking at the foot
 - Cushion (light density cushioning)
 - Fully fashioned seam at the cuff & tarik

SIZES	S/P	US 2-4 / EU 33-35
	M/M	US 5-7 / EU 37-40
	L/G	US 8-10 / EU 41-44
	XL/TG	US 11-13 / EU 45-47

LOGO	Jacquard CCM logo at the cuff
-------------	-------------------------------

CONTENT	50% Dynema UHMWPE + SSW + 35% Nylon, 10% Polyester 5% Spandex
----------------	---

COLOR	Silver/ Black
--------------	---------------



**SOCKBASIC
BASIC SOCK**

SIZES 34-38, 39-40, 41-42, 43-44, 45-46

BODY	Knee Length
CONTENT	80% Cotton / 20% Polyamide



**BATHTOWEL
BATH TOWEL**

SPEC	150cm x 70cm
LOGO	jacquard
CONTENT	100% cotton, 450gsm
COLOR	BLACK



**AT5SKATE
SKATE TOWEL**

SIZES 23" X 14"

LOGO	CCM white embroidery
CONTENT	100% cotton
COLOR	Black (12)
FEATURES	<ul style="list-style-type: none"> • "88" Player number tab name • French Terry



**AT5PONCHO BOOKING ONLY
CHANGING TOWEL
PONCHO**

SIZES SR OSFA
JR OSFA

LOGO	CCM bouclé front CCM bouclé back
CONTENT	100% Polyester
COLOR	Black (12)
FEATURES	<ul style="list-style-type: none"> • Inside the towel • "88" Player number tab name • Hood • Big pocket

**PUCK3P
PUCK CCM JR 3 PACK**

SALES LOT 3 PACK 1 PACK

**PUCKTP
PUCK CCM TRAINING 3 PACK**

SALES LOT 3 PACK 1 PACK

**PUCKLBP
PUCK CCM LIGHT BLUE 3 PACK**

SALES LOT 3 PACK 1 PACK

**PUCK
PUCK CCM JR**

SALES LOT 100/10

**PUCK
PUCK CCM SR**

SALES LOT 100

**PUCKSWE
PUCKS APPROVED "SWEDEN"**

SALES LOT 100

**PUCKLB
PUCK LIGHT BLUE**

SALES LOT 1 PACK 100/10

**PUCKSWESF
PUCKS APPROVED
"SWEDEN" SMUDGEFREE**

SALES LOT 1 PACK 100/10

**PUCKSF
PUCK CCM SMUDGE FREE**

SALES LOT 1 PACK 100/10

TAPE CLOTH

	ART. NO	COLORS	SALES LOT
25 MM X 20 M	TAPECLOTHS	BLK (14), WHI (15)	54
24 MM X 50 M	TAPECLOTHL	BLK (14), WHI (15)	48
36 MM X 25 M	TAPECLOTHM	BLK (14), WHI (15)	40



**TAPESHIN
TAPE SHIN**

	COLORS	SALES LOT
25 MM X 20 M	WHI (15), CLEAR (00)	100/10



**TAPECLEAR
TAPE CLEAR SHIN**

	COLORS	SALES LOT
24 MM X 30 M	CLEAR (00)	36



**TAPEFLEX
FLEX TAPE**

	COLORS	SALES LOT
38 MM X 4,5 M	RED (13), BLK (14)	192/32



**TAPETEAM
TAPE TEAM PACK CLOTH**

	COLORS	SALES LOT
24 MM X 25 M	BLK (14), WHI (15)	1 PACK, 72 PCS



**TAPEVALVEP
TAPE VALUE PACK (04)**

	COLORS	SALES LOT
4 PCS	2 CLEAR + 2 WHITE CLOTH	1 PACK





CCM